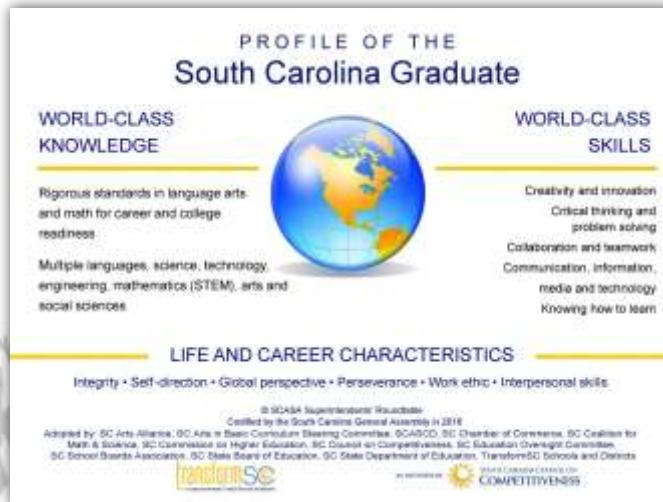


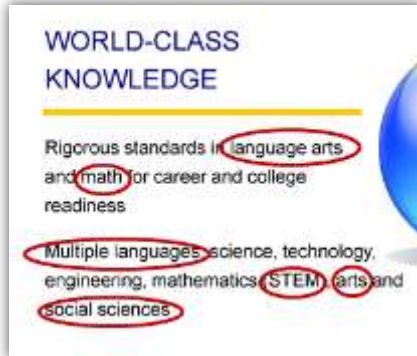
Look familiar?



Looking closer...



World-Class Knowledge



English
Math
Multiple languages
STEM
Arts
Social Sciences

What's required

Requirements for Earning a South Carolina High School Diploma

The student must earn a total of 24 units of credit as follows:

- English language arts 4.0
- Mathematics 4.0
- Science 3.0
- U.S. History and Constitution 1.0
- Economics 0.5
- U.S. Government 0.5
- Other social studies 1.0
- Physical education or Junior ROTC 1.0
- Computer science (including keyboarding) 1.0
- Foreign language or career and technology education 1.0
- Electives 7.0

What to choose

1. **English** (4 credits) ✓
2. **Math** (4 credits) ✓
3. **Multiple languages** (1 credit maybe—Foreign language)
4. **STEM**
 - **Science** (3 credits) ✓
 - **Technology** (1 credit--Computer Science) ✓
 - **Engineering** (1 credit maybe--CATE)
5. **Arts**
6. **Social Sciences** (3 credits: U.S. History and Constitution, Economics, U.S. Government, Other social studies) ✓

PLUS...
7 credits in
electives ✓


How are we doing?

ACT Scores in 2016

	SC	NC	GA	US
English	17.3	17.8	20.7	20.1
Reading	19.0	19.5	21.8	21.3
Math	18.5	19.4	20.6	20.6
Science	18.6	19.2	21.0	20.8
<i>Composite</i>	18.5	19.1	21.1	20.8




What Employers Want...English

- Data from Help Wanted Online® (a product of The Conference Board) says that **7.2% of the over 506,000 job advertisements** in the last 12 months mention English specifically as a job skill.
 - “Graduates need strong communication and problem-solving skills if they want to interview well and succeed in the workplace, because **effective writing, speaking, and critical thinking enables you to accomplish business goals** and get ahead.” Dan Schawbel, Future Workplace
 - According to O*Net, there are **757 occupations (out of the 1,110) or 68%** in their database) where ENGLISH skills are considered “important.”
- 



What Employers Want...Math

- Math was mentioned as a specific skill in **18,230 job ads** in the last 12 months.
 - According to O*Net, there are **231 occupations (out of the 1,110) or 21%** in their database) where MATH skills are considered “important.”
 - *“...the act of learning how to do the math establishes a new kind of brain wiring in your mind, a kind of problem solving brain wiring. So it’s not about what you learn, it’s about what methods, tools, and tactics you have to develop in order to solve the problem...”*
(Astrophysicist Neil deGrasse Tyson)
- 

What Employers Want...Languages

- **3,270** online job ads in SC mention the need for a “bilingual” worker or a worker with a specific foreign language skill in the last 12 months
- Occupations in these areas have a high need for multi-lingual workers:
 - Human Resources -Marketing -Insurance
 - Law Enforcement -Healthcare -Real Estate
 - Customer Service
 - Banking (*1/3 of ads for Bank of America mention bi-lingual*)
- Bilingual workers also earn more: **\$1 more per hour; 5-20% increase**
- Hispanic population is growing...
 - 2000: 2.4% of the population
 - 2010: 4.6%
 - 2015: 5.3% (**avg. age was 26 years old**)

What are we giving them?... Languages

- Schools must offer levels 1 and 2 of **at least one** modern or classical language. Most state four-year colleges/universities require at least two units of the same modern or classical language for admission. (SBE Regulation 43-234 Defined Program grades 9-12)
- Of the 24 required credits to graduate, 1.0 credit is required for “foreign language or career and technology education.”
- 56.6% of high schools offer 4 language “opportunities”; 23.7% offer 1 opportunity; 9 schools offer “-1”
(Source: <http://ed.sc.gov/data/report-cards/state-report-cards/2016/data-files-for-researchers-2016/>)
- 383 CATE students statewide were in the foreign, modern, or world language pathways in 2015-16

What Employers Want... Science/STEM

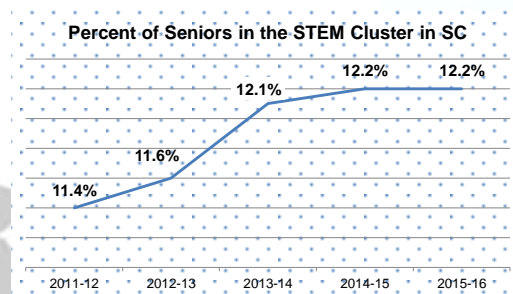
- According to O*Net, there are **173 occupations (out of the 1,110) or 16%** in their database) where SCIENCE skills are considered "important."
- Science was mentioned in **23,101 job ads** in the last 12 months.
- There are **308 occupations (28%) listed under STEM** in O*Net.
- "STEM" was mentioned in **502 job ads** in the last 12 months.

What are we giving them?... Science/STEM

- According to ACT, **24,325 graduates (13%) expressed an interest in STEM** in 2016.
- According to ACT, the percentage of SC **students interested in STEM DECREASED by 4%**.

(ACT uses these categories to define STEM: Science, Computer Science, Math, Medical/Health, Engineering, and Technology.)

Data about career clusters in SC differ from the ACT numbers...



But what about the Arts?

BENEFITS OF ART

- Motor skills: Gross and fine motor skills
- Cognitive skills: Creative thinking, problem solving, making decisions, risk-taking
- Visual learning: Visual-spatial skills, interpret visual information
- Inventiveness: Thinking creatively, expression, innovation, resourcefulness
- People skills: Working in groups, flexibility, fairness, contribution

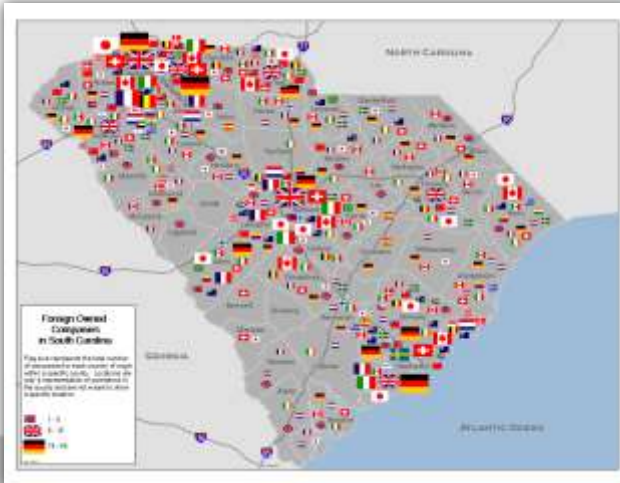
“Numerous studies have shown that **exposure to the arts** lead to higher scores on standardized testing and greater levels of understanding in other subjects such as languages, history, geography and science. But exposure to arts goes beyond testing. It has been shown to help **reduce student dropout, raise student attendance, develop better teamwork, increase student creativity and help to better prepare students for the workplace**. Arts may reach students that normally cannot be reached through traditional classroom means.”
<http://www.greenwichgroup.com/blog/2016/9/29/the-importance-of-art-education>

Looking closer...



What employers want... Global Perspective

- 1,200 businesses in SC are foreign-owned
- They employ more than 131,900 residents.
- That equals 8.2% of the state's private industry employment



What employers want... Soft Skills

Oral and written communication
Integrity
Marketing
Team-oriented, teamwork
Microsoft Office
Detail oriented
Customer service oriented
Problem solving
Organizational skills
High Energy
Work independently
Self-starting / Self-motivated
Creativity
Coaching
Customer satisfaction

Employers define soft skills as the skills a jobseeker should walk in the door with.

What employers REALLY want?

Work Ethic

- It is a belief in the moral benefit and importance of work and its inherent ability to strengthen character. (www.dictionary.com)
- Small Business Chronicle says a good work ethic includes **reliability, dedication, productivity, cooperation, and character.**

Workers with these traits aren't easy to come by, said Cindy Herold, who runs the Old Europe restaurant in Washington. In a moment of frustration, Mrs. Herold recently put a sign outside seeking workers with "common sense."

"I can teach somebody how to slice and dice onions. I can teach somebody how to cook a soup. But it's hard to teach someone normal manners, or what you consider work ethic," she said.

What employers want... Hard Skills

Freight+ (shipping software)

Quality Assurance

Preventive maintenance

Forklifts

Quality control

Tractor-trailer driving

Bilingual

English speaker

Technical support

Computer-based training

Pallet jacks

Geriatrics

Medicaid

Mathematics

Pediatrics

4 in material moving

3 in healthcare

2 related to quality

2 related to language

Current Employment

Employment by Industry in SC, 2016

Industry	Avg. Employment	% of Total
Total, All Industries	1,995,932	
Health Care and Social Assistance	261,584	13.1%
Retail Trade	247,866	12.4%
Manufacturing	238,128	11.9%
Accommodation and Food Services	218,364	10.9%
Educational Services	168,364	8.4%
Admin./Support and Waste Mgmt./Remediation*	158,633	7.9%
Public Administration	113,323	5.7%
Professional, Scientific, and Technical Services	95,059	4.8%
Construction	94,480	4.7%
Wholesale Trade	71,742	3.6%
Transportation and Warehousing	69,786	3.5%
Finance and Insurance	68,244	3.4%
Other Services	51,629	2.6%
Arts, Entertainment, and Recreation	31,992	1.6%
Real Estate and Rental and Leasing	30,058	1.5%
Information	29,046	1.5%
Management of Companies and Enterprises	17,935	0.9%
Utilities	17,487	0.9%
Agriculture, Forestry, Fishing and Hunting	10,747	0.5%
Mining, Quarrying, and Oil and Gas Extraction	1,464	0.1%

*Includes temporary employment agencies/companies

General Medical and Surgical Hospitals
Nursing Care Facilities (Skilled Nursing)
Individual and Family Services
Home Health Care Services
Continuing Care Retirement Communities

What employers want NOW... Occupations

Top 20 Occupations in Online Job Advertisements in SC, June 2016 to May 2017

1. Heavy and Tractor-Trailer Truck Drivers	11. Cashiers
2. Registered Nurses	12. Medical and Health Services Managers
3. First-Line Supervisors of Retail Sales Workers	13. Computer User Support Specialists
4. Retail Salespersons	14. First-Line Supervisors of Production Workers
5. Customer Service Representatives	15. Computer Occupations, All Other
6. First-Line Supervisors of Food Prep./Serving Workers	16. Industrial Engineers
7. First-Line Supervisors of Office/Admin. Workers	17. Sales Reps., Wholesale/Mfg., Exc. Technical/Scientific Products
8. Maintenance and Repair Workers, General	18. Insurance Sales Agents
9. Stock Clerks and Order Fillers	19. Combined Food Prep./Serving Workers, Including Fast Food
10. Social and Human Service Assistants	20. Licensed Practical and Licensed Vocational Nurses

Source: The Conference Board's Help Wanted Online® data series

What employers want NOW... Job Ads by Education

Job Advertisements by Education Level
in SC, June 2016-May 2017

HS Diploma/GED	211,359	42.8%
Associate's	116,357	23.6%
Bachelor's	141,762	28.7%
Master's	11,112	2.3%
Doctorate	12,702	2.6%
	493,292	100.0%

What are we giving employers now... Career Clusters

Career Cluster of SC High School Seniors, 2015-16

Cluster	% of 12th graders	Top Pathway*
Health Science	24.1%	Therapeutic Services
Arts, Audio-Video Technology, and Communications	14.9%	Performing Arts
Science, Technology, Engineering, and Mathematics	12.2%	Engineering
Business Management and Administration	7.5%	General Management
Education and Training	6.8%	Teacher Education
Law, Public Safety, Corrections, and Security	6.3%	Military Science
Human Services	5.1%	Cosmetology
Government and Public Administration	4.6%	Military Science
Transportation, Distribution, and Logistics	3.1%	Automotive Technology
Information Technology	2.9%	Programming and Software Development
Agriculture, Food, and Natural Resources	2.9%	Environmental and Natural Resources Management
Architecture & Construction	2.8%	Building Construction
Manufacturing	2.3%	Welding
Hospitality and Tourism	2.3%	Culinary Arts
Marketing	1.3%	Marketing Communications
Finance	1.0%	Accounting
TOTAL	100.0%	

*Greenville did not report pathways for students

Note: 247 students did not declare a specific cluster.

What employers want... Certifications

9 are in healthcare
4 are related to transportation

Top 20 Certifications in Online Job Ads in SC, June 2016 to May 2017

1. Driver's License	11. Secret Clearance
2. Commercial Driver's License	12. Advanced Cardiac Life Support
3. Certified Registered Nurse	13. Food safety programs
4. Basic Life Support	14. Licensed Practical Nurse
5. HAZMAT	15. Certified in Nursing Administration
6. Certification in CPR	16. Basic Cardiac Life Support
7. OSHA Certification	17. Health Insurance Portability and Accountability Act - HIPPA
8. Sales Associate	18. Accounting
9. Continuing Education	19. DOT Medical card
10. Certified Purchasing Manager	20. Board Certified

What we are giving them... Certifications

CATE Completers in 2014-15: 10,459

11,185 assessments given

Earned Industry Credential: 4,015 (38%)

What employers want...

WorkKeys

- WorkKeys is a job skills assessment.
- It helps employers select, hire, and train the most qualified candidate.
- Test questions are based on everyday work situations.
- WorkKeys can measure 10 workplace skills, but the ones 11th graders take are:
 - **Applied Mathematics**
 - **Locating for Information**
 - **Reading for Information**

**Employers use WorkKeys scores to help with hiring!
Over 3,100 employers in SC have endorsed WorkKeys.**

Amazon, Allied Barton Security, Colonial Life, M.B. Kahn Construction, Midlands Tech, Michelin, Boeing, Sloan Construction, Sizemore Security, Amazon, Firestone, Haile Gold Mine

What we are giving them...

WorkKeys

**WorkKeys scores translate into a “metallic” level
for the National Career Readiness Certificate
(NCRC).**

	Score	% of jobs qualified for
Bronze	3	17
Silver	4	69
Gold	5	93
Platinum	6	99

	Bronze	Silver	Gold	Platinum
<i>South Carolina</i>	21.7	47.7	17.2	0.2
BAMBERG ONE	21.0	54.3	13.3	0.0
CHARLESTON COUNTY	18.9	44.2	24.3	0.5
DILLON FOUR	31.1	47.7	6.4	0.0
GEORGETOWN	25.5	49.1	11.6	0.0
HORRY COUNTY	18.1	51.6	19.6	0.1
LEXINGTON COUNTY THREE	23.1	47.6	14.0	0.7
ORANGEBURG THREE	33.0	37.2	4.3	0.0
SALUDA COUNTY	23.1	51.2	6.6	0.0
UNION COUNTY	24.3	46.7	12.9	0.0
YORK COUNTY THREE	20.5	49.5	17.5	0.1

What employers want in 2024... Occupations

Top 20 Projected Occupations in SC, 2014-24

Projected Occupation	Education/Experience/On-the-Job Training	Career Cluster
Combined Food Prep./Serving Workers, Inc. Fast Food	Less than HS+short OJT	Hospitality & Tourism
Registered Nurses	Bachelor's	Health Science
Team Assemblers	HS Diploma/GED+moderate OJT	Manufacturing
Retail Salespersons	Less than HS+short OJT	Marketing & Sales
Laborers and Material Movers	Less than HS+short OJT	Transportation, Distribution & Logistics
Customer Service Representatives	HS Diploma/GED+short OJT	Business Management & Administration
Home Health Aides	Less than HS+short OJT	Health Science
Cooks, Restaurant	Less than HS+less than 5 yrs. exp.+moderate OJT	Hospitality & Tourism
Janitors	Less than HS+short OJT	Hospitality & Tourism
Personal Care Aides	Less than HS+short OJT	Human Services
Nursing Assistants	Postsecondary nondegree	Health Science
General and Operations Managers	Bachelor's+5 yrs. or more exp.	Business Management & Administration
Waiters and Waitresses	Less than HS+short OJT	Hospitality & Tourism
Construction Laborers	Less than HS+short OJT	Architecture & Construction
Heavy and Tractor-Trailer Truck Drivers	Postsecondary nondegree+short OJT	Transportation, Distribution & Logistics
First-Line Supervisors of Food Prep./Serving Workers	HS Diploma/GED+less than 5 yrs. exp.	Hospitality & Tourism
First-Line Supervisors of Office/Admin. Workers	HS Diploma/GED+less than 5 yrs. exp.	Business Management & Administration
Cashiers	Less than HS+short OJT	Marketing & Sales
Maintenance and Repair Workers, General	HS Diploma/GED+long OJT	Manufacturing
Landscaping and Groundskeeping Workers	Less than HS+short OJT	Agriculture, Food & Natural Resources

What are we giving employers in 2024... College Majors

Top College Majors in SC (2015-16)

- | | |
|-----------------------------------|--------------------------------------|
| 1. Business/Management/Marketing | 6. Engineering |
| 2. Health Professions | 7. Social Sciences |
| 3. Liberal Arts | 8. Psychology |
| 4. Education | 9. Computer and Information Sciences |
| 5. Biological/Biomedical Sciences | 10. Visual and Performing Arts |

Why is the college retention rate only 63%?



- More than 75% of students who take remedial classes never graduate.
- 60% of college dropouts had no help from parents in paying tuition.
- 20% of students reported that they had performed poorly on a test or project because of alcohol or drug use.
- 35% "felt overwhelmed" by schoolwork and other commitments.

Dropping out can cause:

- More debt
- Lower income
- Lower quality of life

Declining Occupations + Robots

Top 20 Declining Occupations in SC, 2014-24

Cooks, Fast Food
Postal Service Mail Carriers
Switchboard Operators, Including Answering Service
Tellers
Textile Knitting and Weaving Machine Setters/Operators/Tenders
Cutting/Punching/Press Machine Setters/Operators/Tenders, Metal/Plastic
Executive Secretaries and Executive Administrative Assistants
Extruding/Drawing Machine Setters/Operators/Tenders, Metal/Plastic
Postal Service Mail Sorters/Processors/Processing Machine Operators
Molding/Coremaking/Casting Machine Setters/Operators/Tenders, Metal/Plastic
Grinding/Lapping/Polishing/Buffering Machine Tool Setters/Operators/Tenders, Metal/Plastic
Bill and Account Collectors
Mail Clerks and Mail Machine Operators, Except Postal Service
Textile Winding/Twisting/Drawing Out Machine Setters/Operators/Tenders
Office Machine Operators, Except Computer
Cooks, Short Order
Printing Press Operators
Lathe/Turning Machine Tool Setters/Operators/Tenders, Metal/Plastic
Procurement Clerks
Postal Service Clerks

In the U.S., 38% of jobs could be at risk of automation, compared with 30% in Britain, 35% in Germany and 21% in Japan.

Jobs most likely to be lost are:

- Finance
- Insurance
- Hospitality/Food Service
- Transportation/Storage

Harder to automate?

- Healthcare
- Teachers
- Artists

What future workers want... Millennial Characteristics

- Assets: Collective action, optimism, ability to multi-task, and technological savvy
- Liabilities: Need for supervision and structure; inexperience—particularly with handling difficult people issues
- Rewards: Awards, certificates, tangible evidence of credibility
- Communication: Instant messages, blogs, text messages, emails

From AARP's "Leading a Multigenerational Workforce"
(http://assets.aarp.org/www.aarp.org/articles/money/employers/leading_multigenerational_workforce.pdf)

What students want...Money

According to the Bureau of Labor Statistics, the average entry salary for all occupations in the United States in 2016 was \$24,140; it was \$21,470 for South Carolina.

When you look at occupational groups in SC, the numbers vary greatly!

Entry Salaries in SC by Occupation Group, 2016

Management	57,890
Architecture and Engineering	52,730
Computer and Mathematical	48,160
Life, Physical, and Social Science	42,010
Healthcare Practitioners and Technical	40,240
Business and Financial Operations	39,760
Legal	38,490
Installation, Maintenance, and Repair	29,680
Education, Training, and Library	29,360
Community and Social Service	28,800
Construction and Extraction	27,750
Arts, Design, Entertainment, Sports, and Media	25,800
Protective Service	25,730
Production	24,980
Office and Administrative Support	23,690
Farming, Fishing, and Forestry	23,570
All Occupations	21,470
Transportation and Material Moving	21,190
Healthcare Support	20,600
Sales and Related	18,470
Building and Grounds Cleaning and Maintenance	18,100
Personal Care and Service	17,560
Food Preparation and Serving Related	17,170

What students want...Fame

Job Outlook



Healthcare

Registered Nurses, Home Health Aides, Medical Assistants,
Medical/Health Managers, LPNs, EMTs

Manufacturing

Team Assemblers, Machinists, CNC Operators, Inspectors, Welders

Transportation, Distribution, and Logistics

Truck Drivers, Laborers/Material Movers, Fork Lift Operators

STEM

Industrial/Civil/Mechanical Engineers, Statisticians, Electrical Engineers
and Specialists

SC Future Jobs

Transportation, Distribution & Logistics

Widening of Panama Canal, deepening of Charleston Port (187,600 jobs,
1.1 MILLION containers moved in 2016)

Auto Manufacturing

- Over 400 automotive-related companies in SC
- Vehicle Manufacturing: Volvo, Daimler-Mercedes Benz, BMW
- Tire Manufacturing: Giti, Bridgestone, Michelin, Firestone, Wanli (newest)

Ball Bearing Manufacturing

35 companies in the state



Aerospace Manufacturing



Boeing, plus over 200 aerospace and defense companies in SC

Mining

Haile Gold Mine in Kershaw (700 employees)



Also...

Distribution centers, V. C. Summer Nuclear Station, solar farms

Gaps?



ACT Scores

Improve Math, Science, and English knowledge (scores) to improve college completion rates and success in the workforce

Multilingual Skills

Increase language class participation; expose students to a more global perspective (see handout)

Soft Skills

Especially communication, honesty, and marketing

Top Occupations

Promote preparation for Healthcare, Manufacturing, and TDL

Jobs we haven't even thought of yet...

Commercial Drone Pilot

Couriers (short-time deliveries)

Space Pilot/Space Tour Guide

Organ Designer/Body Part Maker

Water Harvester

Virtual Reality Designer

Vertical Farmer

IT Waste Handler

Elderly Wellness Consultant



Where can we find more information?

www.onetonline.org

O*Net

www.scWorkforceInfo.com

SC Department of Employment and Workforce,
Business Intelligence Department (BID)

www.onetonline.org



O-NET OnLine

Find Occupations

Keyword or O-NET-SOC Code

Bookkeeping Clerk
Example: 43-3031

Search

Summary Report for:
43-3031.00 - Bookkeeping, Accounting, and Auditing Clerks

Compute, classify, and record numerical data to keep financial records complete. Perform any combination of routine calculating, posting, and verifying duties to obtain primary financial data for use in maintaining accounting records. May also check the accuracy of figures, calculations, and postings pertaining to business transactions recorded by other workers.

Sample of reported job titles: Accounting Clerk, Accounting Assistant, Accounts Payables Clerk, Bookkeeper, Account Clerk, Accounts Payable Clerk, Accounts Receivable Clerk, Accounts Receivable Clerk, Accounts Payable Specialist, Accounting Associate.

View report: Summary Details Custom

Tags: Task & Performance, Knowledge, Skills, Abilities, Work Activities, Work Context, Job Zone, Education, Training, Career Outlook, Related Occupations, Related Fields, Related Industries, and Related Education.

Community Profiles

SCworkforceinfo.com
Labor Market Information at your fingertips

Employment statistics, job forecasts, wages, demographics, and other labor market information help public and private organizations, researchers, and others better understand today's complex workforce. The Labor Market Information (LMI) Department collects, analyzes, and disseminates this data in cooperation with the U.S. Department of Labor's Bureau of Labor Statistics (BLS).

The data helps monitor and forecast national, statewide, and local economic trends, helping employers and job seekers make career, educational, and economic development decisions. Better understanding employment trends and economic conditions help promote stable employment and economic growth.

Monthly Reports

Community Profile Report
A comprehensive report with economic, demographic, industry, occupation and education statistics for counties, metropolitan and workforce areas.

Insights - monthly report from the SC Department of Employment & Workforce with employment and unemployment analysis and review of unemployment insurance claims data for the state, counties and workforce areas. (Insights Archive Past 12 Months)

SC Nonfarm Employment
Annually adjusted thousands

Line graph showing SC Nonfarm Employment (Annually adjusted thousands) from 2000 to 2015. The graph shows a steady increase in employment over the period, starting around 1,000,000 in 2000 and reaching approximately 1,400,000 by 2015.


Community Profiles (con't.)

**A profile of your area is only
three clicks away!**

1. Click on "Community Profile Report."
2. Select your geographic area.
3. Click on "View Report."

Comprehensive 20+page report contains:

- ▶ Economic Data
- ▶ Demographic Data
- ▶ Industry Data
- ▶ Occupational Projections Data
- ▶ Educational Data



Hands-on Tools



Download or print from
www.scworkforceinfo.com
(Under *Publications*,
click on *For Additional
Publications*)

Job Title	Median Annual Wage
Less Than High School/High School/GED	
Retail Salesperson	\$12,000 - \$13,81
Tractor & Material Movers	\$13,874 - \$13,88
Customer Service Representative	\$13,835 - \$14,58
Team Assemblers	\$15,565 - \$15,23
Office Clerk	\$15,221 - \$15,22
Maintenance/Repair Workers	\$15,238 - \$15,23
Office Managers	\$15,238 - \$15,23
Construction Laborers	\$15,238 - \$15,23
Health Care Assistants	\$15,238 - \$15,23
Business Development Representatives	\$15,238 - \$15,23
Some College/Technical Training/Associate's	
Marketing Associates	\$15,238 - \$15,23
Tractor/Truck Drivers	\$15,238 - \$15,23
Computer Support Specialists	\$15,238 - \$15,23
Auto Mechanics	\$15,238 - \$15,23
Preschool Teachers	\$15,238 - \$15,23
Bookbinding/Printing/Pressing	\$15,238 - \$15,23
Bachelor's/Master's/Doctorate (or more education)	
Registered Nurses	\$15,238 - \$15,23
Business Development Representatives	\$15,238 - \$15,23
Industrial Engineers	\$15,238 - \$15,23
School/Postsecondary Teachers	\$15,238 - \$15,23
Scientists	\$15,238 - \$15,23

QUESTIONS?



Items on the EBS App

(under my speaker profile)

- This presentation (pdf)
- Top 50 Occupational Projections for SC, 2014-24
- More You Learn, More your Earn
- College Dropout
- Global Perspectives in the Classroom
- So you wanna be a rapper?
- I want to be a video game designer!
- What are your chances of playing pro?
- O*Net Desk Aid
- IGP Handout for Parents

I am available for presentations to:

- Teachers
- Parents
- Administrators
- PTA or PTO groups
- Counselors

(until 5:00pm on 11/16/17)

Lorraine Faulds, GCDF
lfaulds@dew.sc.gov

www.scWorkforceInfo.com

Business Intelligence Department

(803) 737-2714 or 737-2660

