


Air Duct Cleaning Process Homeservicecorner.com (866)360-5757



Step1 We use clean powerful equipment



Step2 Professional trained air duct technician



Step3 On time arrival by professional tech



Step4 Shoe covers always worn inside home




Step5 Protective area drop cloth's used in home



Step6 Turn thermostat off & on to ensure working



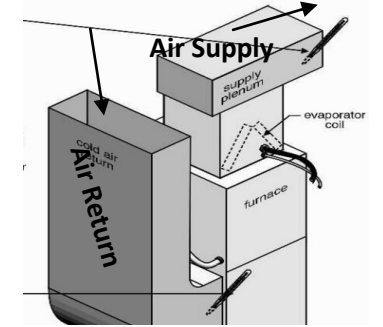
Step7 Live feed video camera before cleaning



Step8 High speed spinning brush down vent



Step9 Vacuum behind brush to clean out debris



Step10 Start with all supply ducts then returns



Step11 Live feed video camera after cleaning



Step12 Dryer vent Cleaning after air ducts



Step13 Turn Thermostat back on & verify working



Step14 Give invoice & collect payment of service



Step15 Post customer Service call ensure satisfaction