


Roadway



SAF-T-CO Supply is a distributor for most types and brands of industrial and commercial lighting products. We specialize in street lighting fixtures as well as area lighting. We also distribute street lighting and traffic poles and arms, in both steel and concrete. These products are **custom ordered upon approval of submittals** by the appropriate state or city agencies.

Street Lighting



Roadway

Area Lighting



Pedestals and Controls

Custom configurations designed to your specific job.



- Single Meter Pedestals
- Dual Meter Pedestals
- Unmetered Pedestals
- Street Lighting Controls
- Traffic Signal Controls





Roadway

Signs

SAF-T-CO SUPPLY is an authorized distributor for NU-ART brand illuminated and reflective street signs. Most cities have pre-determined specifications for these types of signs, and SAF-T-CO Supply can meet just about any requirement.



NuArt

* Contact a sales representative for information about Luminaires and Rebar Cages

Roadway

Fuses



Time Delay Fuses

	Amperes	Volts	Dimensions	Item No.
Protect high in-rush solenoid, transformer, small motor circuits or non-inductive circuits.	05	250	13/32"D x 1 1/2"L	LITFLM5
	10	250	13/32"D x 1 1/2"L	LITFLM10
	15	125	13/32"D x 1 1/2"L	LITFLM15
	20	32	13/32"D x 1 1/2"L	LITFLM20
	30	32	13/32"D x 1 1/2"L	LITFLM30
Laminated tube-low cost protection of control, lighting circuits.	05	250	13/32"D x 1 1/2"L	LITMOL5
	10	250	13/32"D x 1 1/2"L	LITMOL10
	15	250	13/32"D x 1 1/2"L	LITMOL15
	20	125	13/32"D x 1 1/2"L	LITMOL20

Standards:

UL 198G Supplementary Fuses File No. E19180

CSA C22.2 Part 59.2 File No. LR53787

Time-Lag Class G Fuses

	Amperes	Volts	Dimensions	Item No.
As a 480 volt branch circuit fuse, the Type SEC fuse has a broad generation application. They are ideal for fluorescent fixtures subject to high short-circuit currents-minimize damage caused by faulty ballast; isolate a problem to a single fixture.	05	480 AC or Less	13/32"D x 1 5/16"L	LITSEC5
	10	480 AC or Less	13/32"D x 1 5/16"L	LITSEC10
	15	480 AC or Less	13/32"D x 1 5/16"L	LITSEC15
	20	480 AC or Less	13/32"D x 1 13/32"L	LITSEC20
	30	480 AC or Less	13/32"D x 1 5/8"L	LITSEC30
	40	480 AC or Less	13/32"D x 2 1/4"L	LITSEC40
	50	480 AC or Less	13/32"D x 2 1/4"L	LITSEC50
	60	480 AC or Less	13/32"D x 2 1/4"L	LITSEC60

UL Listed 198C: File No. E4273

CSA C22.2 Part 59.2 File No. LR53787








Roadway

Fuse Holders

In-Line Fuse Holders

	Load Terminal	Line Terminal	Item No.
Single-Pole for 13/32" x 1 1/2" Fuses			
	#12-#8	#12-#8	LITHEBAA
	#12-#8	#10, #6, #4	LITHEBAB
	#12-#8		LITHEBAE
	#10, #6, #4	#10, #6, #4	LITHEBBB
Single-Pole for SC 35-60A and HVW Fuses			
	#10, #6, #4	#10, #6, #4	LITHEJBB
Double-Pole for 13/32" x 1 1/2" Fuses			
	#12-#8	#10, #6, #4	LITHEXAB

Standards:
 UL Recognized, Guide IZLT2, File E14853
 CSA Certified, Class 6225-01, File 47235



Special order fuse holders available upon request


Roadway

Photo Cell

Product	Voltage	Description	Item No.
Shorting Cap	105 - 480	Locking-type caps that have the physical appearance of photoelectric controls and meet ANSI C136.10 mounting specifications for roadway lighting equipment but provide a normally closed contact. The fixture is always ON.	LIT10381
Photo Cell	105 - 285	Locking-type photo control, Instant On/Off, Dark Blue 1000W/1800VA 50 - 60 HZ	LIT7790B



* Contact a sales representative for information about Anchor Bolts.



Transformers

Oil Filled Transformers

Dry-Type Transformers

SAF-T-CO Supply offers a wide variety of transformers. Available in single phase or three phase custom enclosures enable you to install in an indoor or outdoor environment. All transformers meet or exceed all current standards. Building, commercial, industrial, lighting, control and OEM Applications, custom configurations built to your jobs specific needs.



Howard Industries Utility Products Division

Excelling in the Manufacture of Electrical Power Products