



51 S. 2nd Street  
Hamilton, IL 62341  
217-847-3324  
1-888-922-1293

*Chico, CA Branch*  
530-893-0921  
1-877-332-3268

*Fresno, CA Branch*  
559-495-0230  
1-877-432-3268

*Sioux City, IA Branch*  
712-255-3232  
1-877-732-3268

*Paris, TX Branch*  
903-784-6145  
1-877-632-3268

*Albion, MI Branch*  
517-629-2860  
1-877-932-3268

*Watertown, WI Branch*  
920-261-5363  
1-877-232-3268\*

*Waverly, NY Branch*  
607-565-2860  
1-877-532-3268

*Lynchburg, VA Branch*  
804-846-0666  
1-800-220-8325

*High Springs, FL Branch*  
904-454-0237  
1-877-832-3268

\*Note: The Wisconsin toll-free number will be answered at the Dadant Corporate Office in Hamilton, IL.

# Dadant M00401 Ranger Power Extractor



Assembly



Operation



Maintenance



Replacement Parts



*Dadant  
Ranger Power  
Extractor*

- Extract 6—6 1/2" or shallower frames radially each load.
- Hand and electric power models
- Positive frame placement
- Specifically designed for honey producers using primarily 6 1/2" or shallower frames

- Stainless steel fabricated reel
- 18" stainless steel tank all welded
- 3 deep frames can be extracted tangentially with optional baskets.

## The Radial Extractor Concept

Radial extractors are the quickest, easiest, and most efficient way to extract honey from the comb. Uncapped combs are placed in the circular reel like spokes of a wheel with the frame top bars toward the outside of the reel. The reel spins, creating a centrifugal force. Because of the natural slant of the honeycomb cells, honey is thrown from both sides of the

comb at once. No further handling of the frames is needed from starting to unloading time, freeing the operator for other work such as uncapping combs for the next load. With radial extractors, the outward pressure is against the top bar, not against the comb surface as in small, non-radial models, eliminating much of the breakage of the combs.

# Operation

1. Frames of honey should have the cappings cut off both sides.
2. Place 6' or smaller frames in reel frame pockets. Top bar of frame should rest against outer ring of reel with bottom bar toward the center shaft.



**Frame Top Bar**

For deep frames see instructions packed with optional baskets.

3. After loading is complete, close lid and turn on motor using electronic speed control.

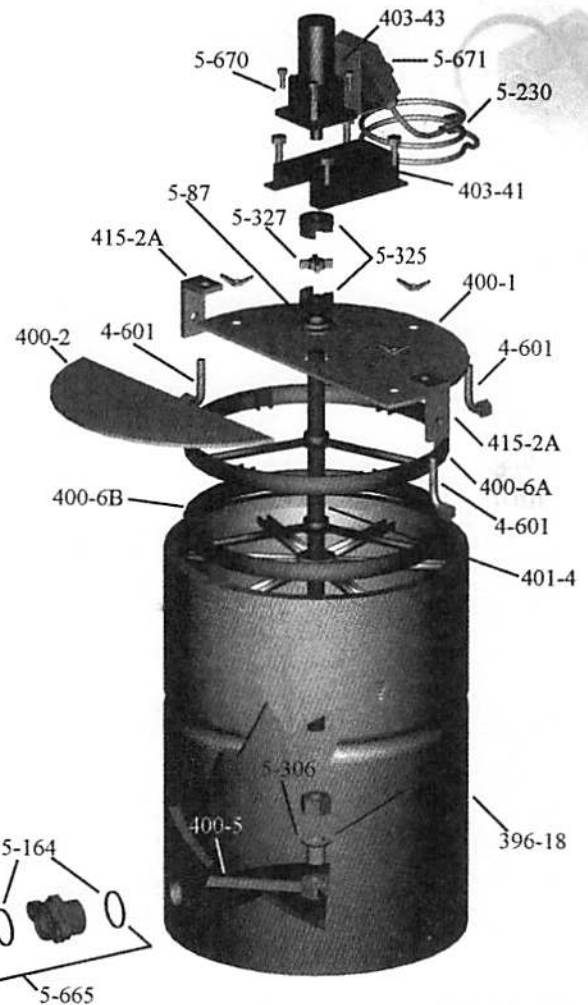
*Note: First year combs may require slower initial turning with gradual increases in speed. If you break combs - slow down and increase speed gradually.*

*\*\*\*Most honey producers found that they can extract at full speed radially at the beginning. It's fast!\*\*\**

4. After extracting, your Ranger can be used as a 300# storage tank or bottling unit. Merely remove the three wing nuts holding the stationary lid and lift internal components from unit.

# Maintenance

1. The top bearing on the Ranger Power Extractor is a sealed bearing and requires *no* lubrication or maintenance.
2. Clean with soap and water and dry for storage between each use.



*Dadant Ranger Power Extractor Replacement Parts Diagram*

# Replacement Parts

Part Number	Description	Part Number	Description
396-18.....	Tank	5-164.....	O-Ring (2)
400-1.....	Stationary Lid Half Assembly	5-670.....	Motor
400-2.....	Movable Tank Lid Assembly	5-230.....	Power Cord
400-5.....	Bottom Basket Support	5-671.....	Speed Control
400-6.....	Radial Reel	403-43.....	Speed Control Mount Bracket
401-4.....	Reel Shaft	5-306.....	1" x 5/8" Flanged Bushing
403-41.....	Motor Mount	5-665.....	Nylon Gate Assembly
415-2A.....	L-Bracket (2)	5-325.....	5/8" Shaft Coupling
4-601.....	L-Bolt Assembly (3)	5-327.....	Rubber Cross Only
5-87.....	Bearing w/Snap Ring		

## USA Parts Orders Only



51 S. 2nd Street  
Hamilton, IL 62341  
217-847-3324  
1-888-922-1293

*Chico, CA Branch*  
530-893-0921  
1-877-332-3268

*Fresno, CA Branch*  
559-495-0230  
1-877-432-3268

*Sioux City, IA Branch*  
712-255-3232  
1-877-732-3268

*Paris, TX Branch*  
903-784-6145  
1-877-632-3268

*Albion, MI Branch*  
517-629-2860  
1-877-932-3268

*Watertown, WI Branch*  
920-261-5363  
1-877-232-3268\*

*Waverly, NY Branch*  
607-565-2860  
1-877-532-3268

*Lynchburg, VA Branch*  
804-846-0666  
1-800-220-8325

*High Springs, FL Branch*  
904-454-0237  
1-877-832-3268

\*Note: The Wisconsin toll-free number will be answered at the Dadant Corporate Office in Hamilton, IL.

# Dadant M00401


## Ranger Power Extractor

*"Superior Quality Stainless Steel Extractor"*

Stainless Steel 18" dia. tank. Strong-smooth welds provide excellent strength and superior quality allow a lifetime of service without leaks. Type 304 (24 Gauge .0235" thick) food grade stainless steel.

Strong-durable-quiet nylon gears need no oiling, providing years of trouble-free service.

1ft" Honey Gate, designed specifically for honey. Plastic gate has scissor action for clean cutoff.



Safety designed disengaging handle. Handle can be disengaged from turning mechanism while reel continues to turn.

Stainless Steel Reel (See detail below) fabricated and MIG welded for strength and reliability.

### Stainless Steel Stand-Optional

**M00397 stand provides positive extractor tie-down, clearance for a container, and easy cleanup.**

*Quality Standard Features Make The Difference*

#### Easy To Assemble

Easy-to-follow directions to assemble hand and lid assemblies to extractor unit.

#### Dimensions

18" (457.2 mm) diameter tank

29" (736.6 mm) overall height

On optional stand: 39" (990.6 mm) high.

#### Superior Welds

Tank has electronically controlled arc welds to give the best in quality—Smooth seams inside the tank clean easily and don't trap honey—**No Solder—No Sealants.**

#### All Food Grade Components

All stainless steel, aluminum, and nylon construction—No paint or plating to chip and peel with age and use—No rust.

#### Loading capacity

Six 6" or shallower frames or three standard deep frames per load when using optional basket.

#### Doubles as Storage Tank

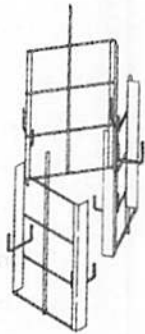
After extracting, all internal components are easily removable to convert extractor into a 300-pound storage tank.

#### Hand Unit-Convertible to Power Unit

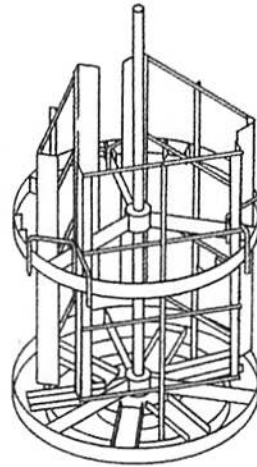
Equipment capacity can be increased as size of beekeeping operation increases by changing this unit into a power unit. Just ask for Ranger Hand to Power Conversion.

#### Optional Stand for Extractor

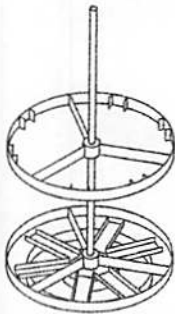
Provides cleaning space under extractor and gate height for 60-pound honey container. Dadant order number M00397.



Insert optional baskets (M00402) to convert the Ranger into a 3-frame tangential for extracting deep frames.



- Baskets are fabricated from 304 stainless steel.
- Baskets insert easily and positively.
- Baskets hook over outer ring of reel—no bolting, just set them in.



**The Ranger Reel**

- Stainless steel fabricated construction.
- Positive frame "pockets" for 6—6" or shallower frames.
- $\frac{5}{8}$ " stainless steel center shaft.
- Easy (3 wing nuts)

Removal for complete cleaning (See Right)

### Removable Internal Components

Turn this extractor into a 300-pound storage tank by removing the wing nuts and lifting out the hand or power assembly, basket, and bottom basket support. It's a great way to bottle honey without extra equipment.

18" Storage Tank Cover Available—Dadant Order Number M00534

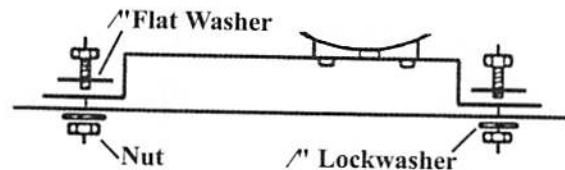
18" Strainer Screen Available—Dadant Order Number M00495

## Assembly

Except for mounting the power unit, the Little Wonder Power Extractor comes completely assembled.

1. Open the lid of the extractor and remove all packing holding the reel.
2. Completely wash and dry the unit before use.
3. Remove the power unit and fastener package from the separate carton.
4. Remove the tape from the extractor drive shaft coupling, keeping the rubber bushing in position.
5. Place the motor assembly on the stationary extractor lid aligning the bolt holes and the drive shaft coupling.

6. Remove fasteners from package and assemble as shown in the following diagram:



- Check alignment of coupling and tighten mounting bolts.
7. Two L-brackets are supplied with the extractor to aid in securing the unit to the stand.

**Note:** When extracting, all extractors should be tied down securely. An extractor stand (sold separately) allows the extractor to be firmly anchored to the floor and allows a 5 gallon pail to sit conveniently under the gate.