



2020

FLAGLER COUNTY FAIR & YOUTH SHOW PULLET RECORD BOOK JUNIOR AND INTERMEDIATE

Exhibitor Name _____

Exhibitor Date of Birth _____

Age Division (circle one) Junior Intermediate (AS OF 9/1/19)

Club (circle one) 4H FFA

Club Name _____

SCORE: _____ PLACE: _____

Junior and Intermediate Pullet Project Agreement

The exhibitor is responsible for caring for the animal which will include feeding, deworming, providing fresh, clean water, providing a pen, washing and showing. The exhibitor will use this project as an educational tool to learn skills needed in the livestock industry. The exhibitor will keep accurate records on the animal. Record Books are due at fair on or before May 1, 2019.

I ACCEPT THESE RESPONSIBILITIES:

Student Signature

Date

The Parent(s) is (are) responsible for providing financial help if needed along with assistance and encouragement while the student is raising an animal.

I, (WE) ACCEPT THESE RESPONSIBILITIES:

Parent and/or legal guardian signature

Date

The 4H Leader or FFA Advisor is responsible for visiting the the exhibitor and animal to give assistance and advise when needed.

I ACCEPT THESE RESPONSIBILITIES:

4H Leader/FFA Advisor Signature

Date

Purpose

1. To acquire an understanding of animal production by preparing for, purchasing, caring for, and keeping records on one or more head of animals.
2. To be able to identify the types and grades of animals and employ efficient methods of marketing.
3. To understand the business aspects of economics of purchasing animals, feed, facilities and equipment for an animal project.
4. To develop integrity, sportsmanship and cooperation
5. To develop leadership abilities, build character and assume citizenship responsibilities.

This is my ____ year doing a pullet project

Project Goals at the start of your Project:

State at least three goals at the beginning of your Fair Project Year. Tell the things you want to learn from your pullet project. Please discuss these goals with your parents and your 4H leaders or advisors.

1. _____
2. _____
3. _____

Summary of Accomplishments – When Record Book is Due

What goals have you accomplished? If you have not accomplished one or more of your goals, please explain. What have you learned? Describe your experiences this year. Attach additional page if needed.

Member Signature _____

Parent Signature _____

MY FLAGLER COUNTY FAIR AND YOUTH SHOW PULLET PROJECT RECORD BOOK

Insert before photo of you and your pullet here

Insert Show Day photo of you and your pullet here

My Flagler County Fair and Youth Show Pullet Project Summary


1. My Pullet's Name is: _____
2. My Pullet's Favorite thing is: _____
3. My Pullet's Breed is: _____

A boy pullet is called a _____ and a girl pullet is called a _____

4. My Pullet is a Rooster _____ Hen _____
Out of 6 pullets I had Roosters _____ Hens _____
5. Did any of your chicks die? Yes _____ No _____
6. What type of brooder did you use? _____
7. Do you know why your pullets died? _____
8. What types of feed did you use? _____
9. Were your pullets straight run or pullet chicks? _____
10. My favorite part of my pullet project was:

11. My least favorite part of my pullet project was:

Draw a picture of your pullet







Image printed on www.supercoloring.com. For personal use only. Reproduction is prohibited.

Parts of a Chicken

Color and label the parts of a chicken.



Use each word only once:

beak
eye
toes

breast
hock
vent

comb
shanks
wattles

ear lobe
shoulder

This worksheet is a part of the Incubation and Embryology Project (<http://www.urbancet.uiuc.edu/eggs>). University of Illinois Extension, 1999.

Housing

1. What type of housing do you use? Check all that applies

- ☐ Wood
- ☐ Wood and wire
- ☐ Wire cage
- ☐ Other _____

2. What kind of food do you use? Check all that apply

- ☐ Pellets
- ☐ Fresh Water
- ☐ Grass
- ☐ Grains
- ☐ Crumbles
- ☐ Greens
- ☐ Other _____

3. When do you feed your pullets? Check all that apply


- ☐ Morning
- ☐ Noon
- ☐ Afternoon
- ☐ Evening
- ☐ Other _____

4. The most important item you give your pullet
is _____


Circle what your pullets should eat

Square what people should eat

Hint: Some eat both



PULLET EQUIPMENT
MATCH THE PULLET EQUIPMENT TO THE PICTURES



No. 111.



Waterer

Feeder

Chicken Pen

Nesting Boxes

Egg Basket

DAILY EGG RECORD () Check here if your pullets did not lay eggs

Date	January	February	March	April
1				
2				
3				
4				
5				
6				
7				
7				
9				
10				
11				
12				
13				
14				
15				
16				
17				
18				
19				
20				
21				
22				
23				
24				
25				
26				
27				
38				
29				
30				
31				
Total # of Eggs				
Total # of Birds				
Avg. # Eggs/Bird				

Pet Pullet Information	
Maximum Adult Weight	
Breed	
Gender	
Typical Coloring	
Value at Beginning(cost of rabbit)	
Sales Price	
Total Cost of Feed	
Value at End	

Circle One

Profit

Loss

Picture of Feed Used

Picture of Pullet Housing

FEED EXPENSES

List all feed (feed, hay fed, supplements, treats, etc.) expenses. Each feed purchase including weight should be listed separately. **(CLOVERBUDS NOT REQUIRED TO COMPLETE)**

Date	Description	Paid To	Pounds	Total Cost
Page Total – Pounds of Feed				
Page Total – Feed Cost				

BREEDS OF CHICKENS

Choose two breeds of pullets and do the following:


1. List the Breeds.
2. Decide if they are used primarily for egg production or meat
3. Draw and color a picture of the breed

Breed #1 _____

Breed #2 _____


Egg or Meat Breed

Egg or Meat Breed



PROJECT STORY

In complete sentences answer the following questions



1. The most important thing I learned was:

2. Things I want to learn more about:

Pullet Project Conclusion

What did you learn new this year? List 5 new things about your project you did not know before this year.

1. _____

2. _____

3. _____

4. _____

5. _____

What safety practices did you use? _____

List any challenges you faced and how you handled them? _____

Attached copy of your buyers letter

Pullet Record Book Scoring System - JUNIOR AND INTERMEDIATE ONLY

Item	Points Possible
Exhibitor Information	2
Exhibitor, Parent & Advisor/Leader Agreement	2
My Project Goals & Accomplishments - 3 goals, 4 points each (answers must be in full sentences)	12
Before & Show Day Photos	2
Project Summary Each answer is 1 point, hand drawn photo is 3 points	14
Connect the dot and color page Judging based on neatness and creativity	2
Parts of Pullet Each part is worth 1/2 point	5.5
Housing Each question is 1 point	3
What should we eat	4.5
Pullet Equipment	6
Pet Pullet Information	11
Feed Expenses	7
Daily Egg Record	2
Breeds of Chickens	4
Project Story 3 points each questions	6
Pullet Project Conclusion	6
Copy of Buyers Letter	5
Neatness, Accuracy, Grammar and Spelling	6
Points Earned/Total Points	<u> </u> /100