

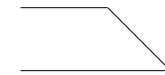
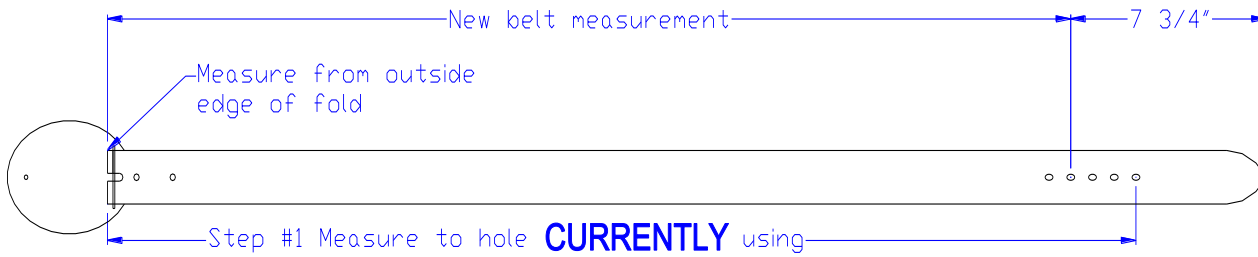
FOUR SHOES LEATHER WORK

8199 Smith Dairy Rd
Belton, Texas 76513

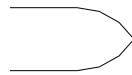
www.fourshoesleather.com

254-541-5943 Cell

magbars@msn.com Email



Tip Cut #1



Tip Cut #2



Tip Cut #3

Step 1: Using your current belt & buckle lay the belt out flat and measure from outside edge of the folded leather where buckle attaches, to the hole CURRENTLY using. Don't add any additional length. Belt will be made using this measurement to the 4th hole back from tip. This will give 1 hole smaller and 3 holes larger for growth.

Measurement: _____

Step 2: Circle belt tip cut.

Step 3: Initials on tip Yes / No Initials _____ (Only 2)

Contestant name: _____

Contact number: _____