
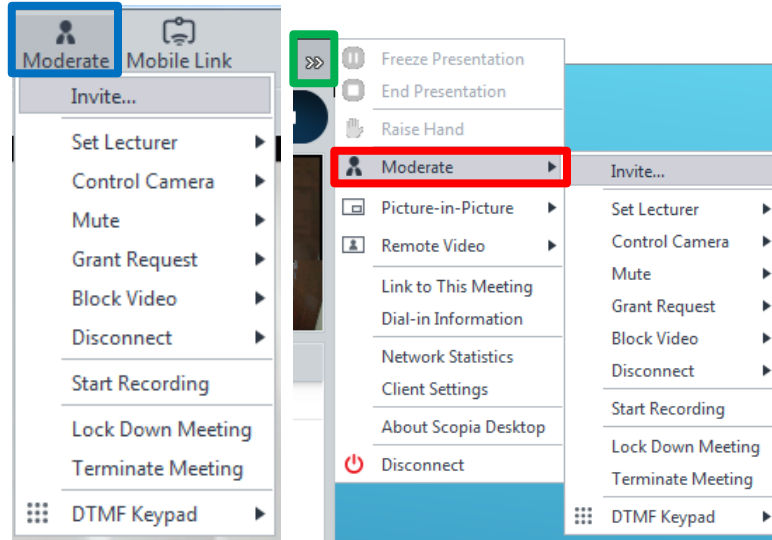


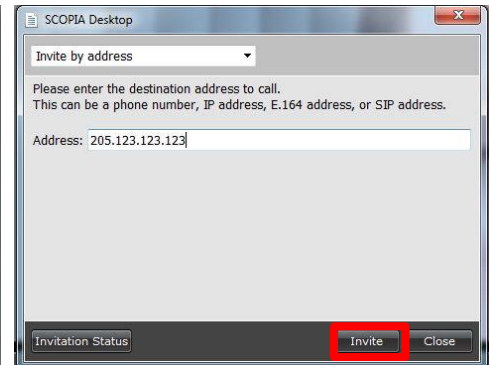
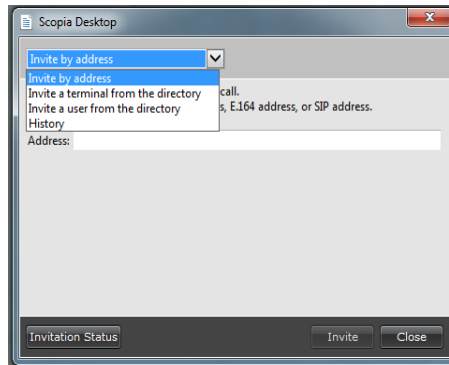
## How to Call an H.323 Participant

The purpose of the steps below is to call a participant who opted to join your video call using their H.323 room system. Ask the participant to provide you the Public IP address of their site's H.323 system, and then follow the steps below.

1. Click the **Moderate** pull down menu or ( if Sharing your Screen or Application click the Main  pull down menu). Then Click **Moderate**
2. Click **Invite**



3. Select **Invite by Address** from the pull down menu
4. Enter the **Public IP Address** including dots. In this example we have 205.123.123.123 in the Address field.
5. Click **Invite**



- A window will appear indicating the call has been **Accepted** in the **Status** column.

