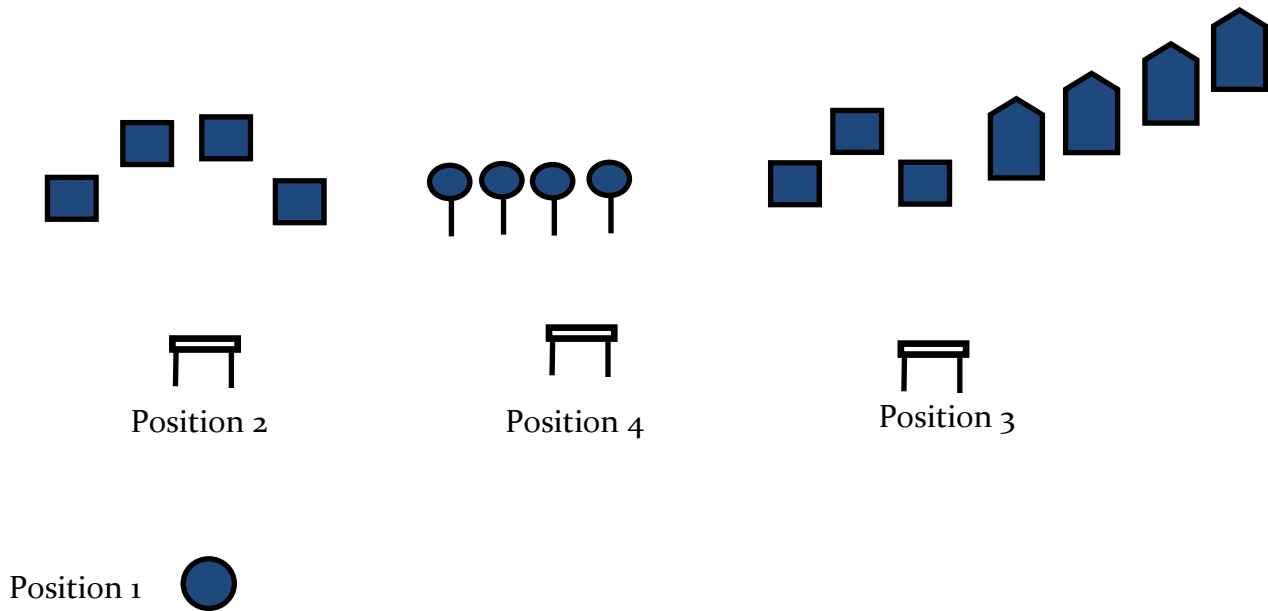


Wild Bunch Stage 1

Sponsored by High Country Cowboys



Round Count: 28 Pistol, 10 Rifle, 4 Shotgun

Position: Pistol Holstered, Rifle in Hands at Position 1 and Shotgun at Position 4.

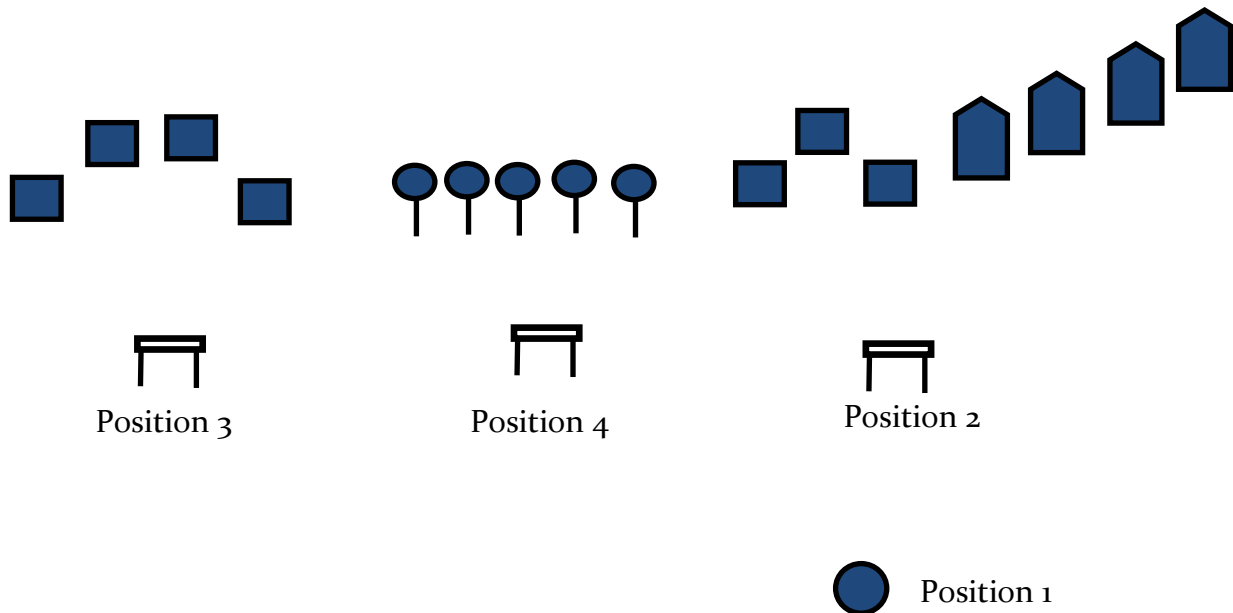
Scenario: Cowboy starts at Position 1, with rifle in hands. When ready say the line **“Guns for the General!”**.

ATB use the rifle to engage the four targets with a Nevada Sweep, double tapping the end targets. Move forward with rifle and make safe on the table. Use the pistol to engage the four targets in a Nevada Sweep, double tapping the end targets for 14 rounds. Move with pistol to Position 3 and engage the three square targets with a double tap Nevada Sweep for 14 rounds. Move to Position 4 and use the shotgun to engage the four shotgun targets in any order.

Clear all guns on the line.

Wild Bunch Stage 2

Sponsored by High Country Cowboys



Round Count: 28 Pistol, 10 Rifle, 5 Shotgun

Position: Pistol Holstered, Rifle in Hands at Position 1 and Shotgun at Position 4.

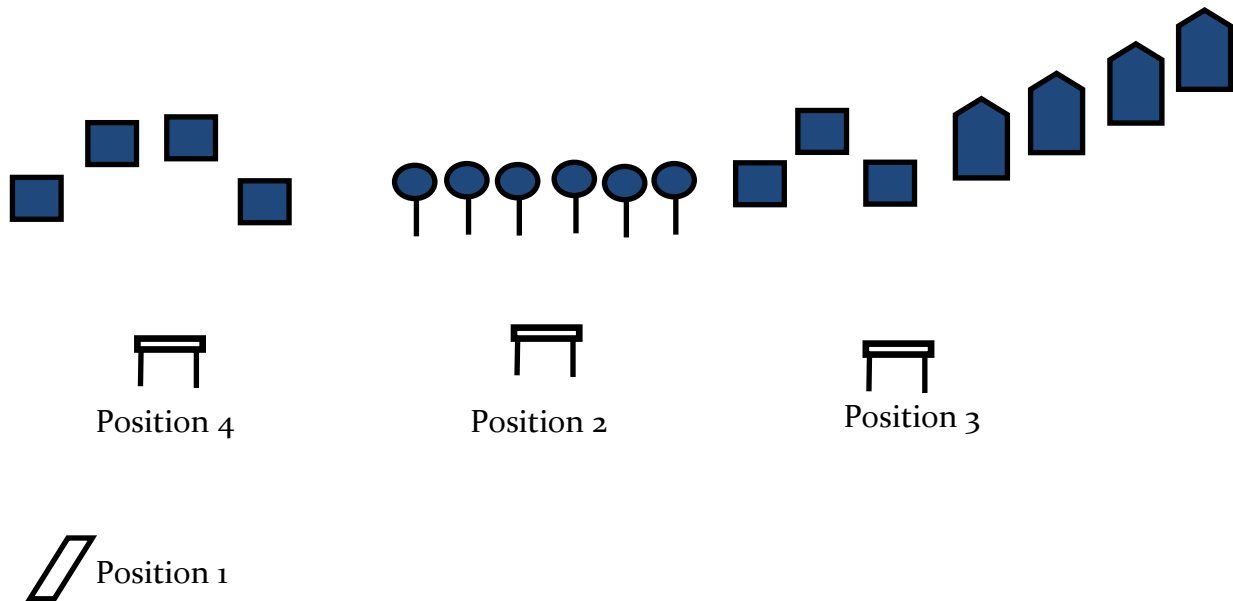
Scenario: Cowboy starts at Position 1, with rifle in hands. When ready say the line **“Guns for the General!”**.

ATB use the rifle to triple tap the three square targets, then engage the center target with one round. Move forward with rifle and make safe on the table. Use the pistol to engage the three square targets with a double tap Nevada Sweep for 14 rounds. Move with pistol to Position 3 and engage the four targets with a double tap Nevada Sweep for 14 rounds. Move to Position 4 and use the shotgun to engage the five shotgun targets in any order.

Clear all guns on the line.

Wild Bunch Stage 3

Sponsored by High Country Cowboys



Round Count: 28 Pistol, 10 Rifle, 6 Shotgun

Position: Pistol Holstered, Rifle staged at Position 1 and Shotgun at Position 2.

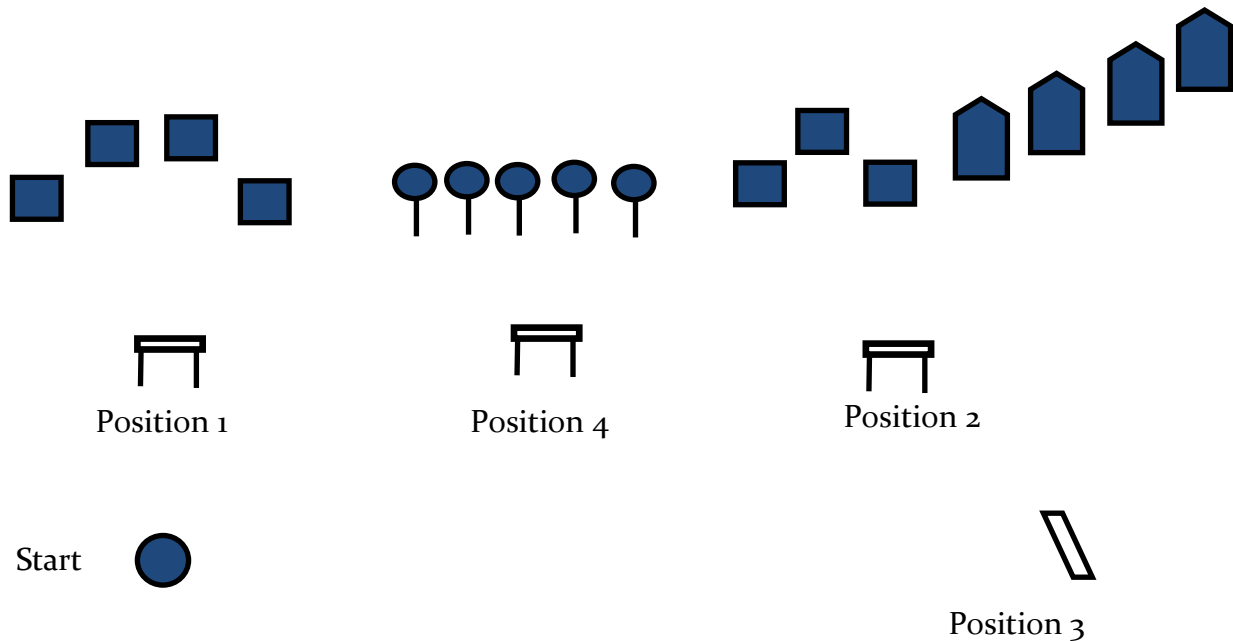
Scenario: Cowboy starts at Position 1, hands on the table, not touching the rifle. When ready say the line **“Howdy General!”**.

ATB use the rifle to engage the four targets with 10 rounds. Make rifle safe on the table facing the side berm. Move to Position 2 and use the shotgun to engage the six shotgun targets in any order. Move Position 3 and use the pistol to sweep the seven targets twice in either direction. Move with pistol, to Position 4 and use the pistol to Nevada Sweep the four targets once starting on the right target and once starting on the left target.

Clear all guns on the line.

Wild Bunch Stage 4

Sponsored by High Country Cowboys



Round Count: 21 Pistol, 10 Rifle, 5 Shotgun

Position: Pistol empty and one magazine staged at Position 1, Rifle staged on the table at Position 3 pointed toward side berm and Shotgun at Position 4.

Scenario: Cowboy starts at the Start Position, with hands at your side. When ready say the line **"Lets Go!"**.

ATB move forward, load pistol and use the pistol to engage the four targets in a 1-2-3-1 sweep starting on either end. Move with pistol to Position 2 and use the pistol to engage the seven targets two times each. Make pistol safe at Position 2. Move to Position 3 and use the rifle to engage each square target with two rounds each and each tombstone target with one round each. Make rifle safe facing the side berm. Move to Position 4 and use the shotgun to engage the five shotgun targets in any order.

Clear all guns on the line.