



CT Regional Scholastic Art Awards 2024

Step-by-Step Guide For Student Online Registration

Ask Your Art Teacher for Assistance!

Read Directions Carefully – There are Changes for 2024

This is a guide is designed to help with online registration system (ORS):

- Students **must** be age 13 **before** registering in ORS.

ASK YOUR ART TEACHER FOR ASSISTANCE!!!!

- You may complete the online registration/submission process in stages and save your work as you go or do it all at once. - Unless you're running up against the submission deadline, it is recommended to complete it all at once, after the students have finished their work, so that you have all of the information you need in front of you.
- You will need to upload either one or multiple images of your student's(s) artwork depending upon the category.
- Use your most frequently checked e-mail address for communication.
- You need to know a parent's email and a parent **MUST** approve your account before adding work.
- You **MUST** verify your own email

Online Submission Deadline: December 13, 2023

Paperwork Submission Deadline: December 16, 2023

(Signed Submission Forms, CT Invoice, & Payment Must Be Mailed together and Received by this Date)

2024 Fees

Ask your teacher if you are included in the school's payment.

Schools, Home School, Out of School Program, & Independent Submissions

Individual Categories:

\$10 per Submission (Limit of 30 per School/8 per Student)

Students – Check with your art teachers to see what other submissions they have.

Schools: *To make it easier to plan - \$100 per 10 Submissions: \$10 for each additional submission*

For individual students who have a financial impediment and are unable to pay for submissions, please fill out a Fee Waiver for EACH STUDENT SUBMISSION who needs one.

Portfolios: \$30 each (Limit 12 per School) *Each Senior may submit up to 2 portfolios.*

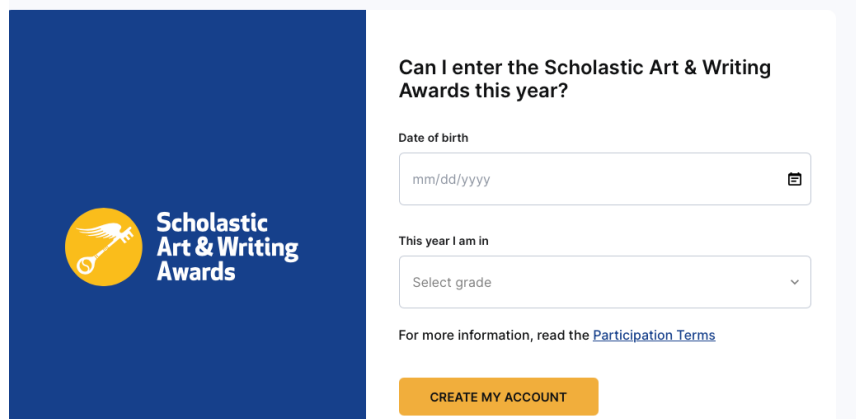
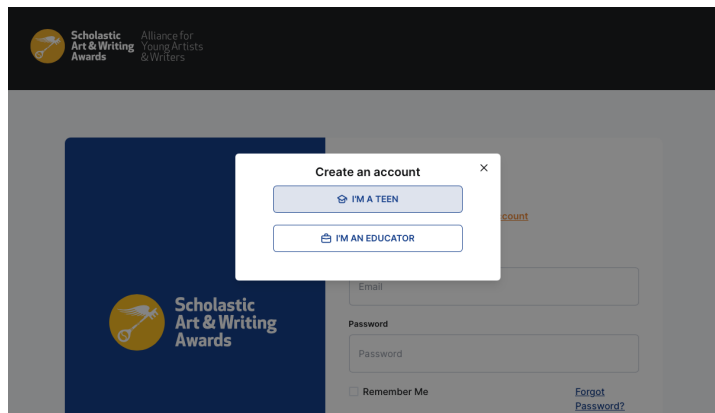
This fee pays only for Adjudication of the Portfolio as a unit of 8 works but

DOES NOT pay for any works that a student wants to ALSO have adjudicated individually outside of the Portfolio.

(Do Not Ship Artwork to this Address)

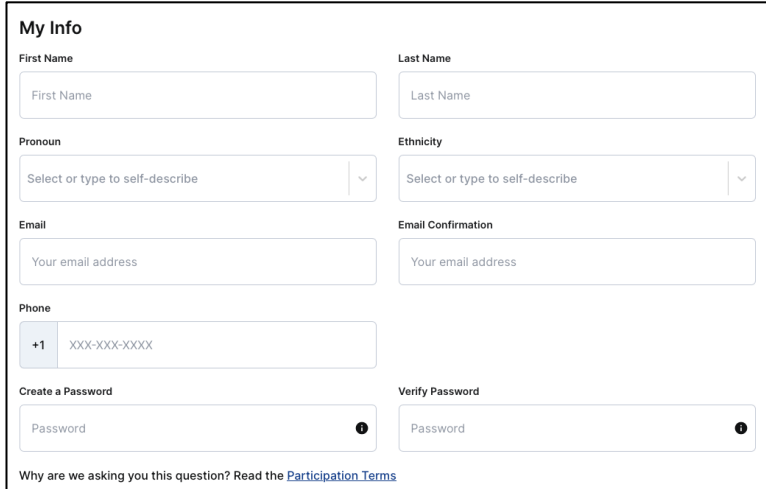
New Student Registration:

If you are registering for the first time you need to click Create New Account on the Login Page.

A screenshot of the Scholastic Art & Writing Awards registration page. The page has a dark blue header with the Scholastic Art & Writing Awards logo. The main content area is white and contains the following elements: a heading 'Can I enter the Scholastic Art & Writing Awards this year?', a 'Date of birth' field with a placeholder 'mm/dd/yyyy' and a calendar icon, a 'This year I am in' dropdown menu with a placeholder 'Select grade', a link to 'Participation Terms', and a yellow 'CREATE MY ACCOUNT' button.

You must enter your birthdate and the grade you are in.

New Student Registration:



My Info

First Name
First Name

Last Name
Last Name

Pronoun
Select or type to self-describe

Ethnicity
Select or type to self-describe

Email
Your email address

Email Confirmation
Your email address

Phone
+1 XXX-XXX-XXXX

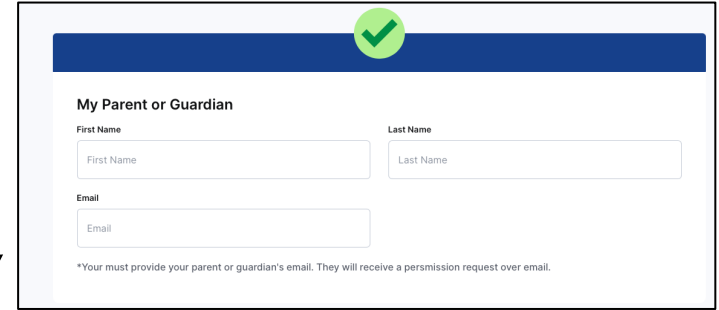
Create a Password
Password

Verify Password
Password

Why are we asking you this question? Read the [Participation Terms](#)

- Make sure to use correct spelling and capitalization.
- Fill out all of the Information. You must have an email that is unique to you and not the same email as another student or parent.

- Have a **VALID** Parent email. An automatic email will go to your parent for approval



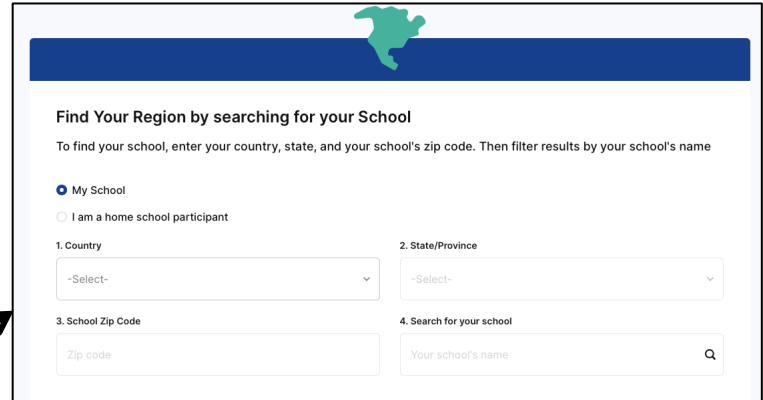
My Parent or Guardian

First Name
First Name

Last Name
Last Name

Email
Email

*Your must provide your parent or guardian's email. They will receive a permission request over email.



Find Your Region by searching for your School

To find your school, enter your country, state, and your school's zip code. Then filter results by your school's name

☒ My School
☐ I am a home school participant

1. Country
-Select-

2. State/Province
-Select-

3. School Zip Code
Zip code

4. Search for your school
Your school's name

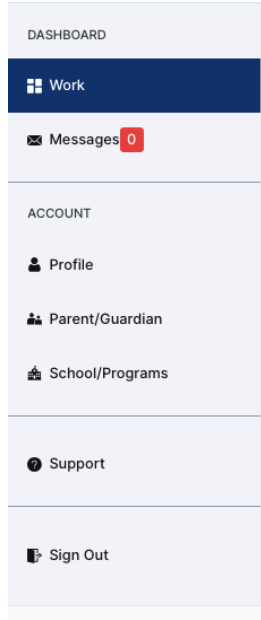
- Make sure to choose the school you attend
- Search and then click on the name of the school

New Student Registration:

IMPORTANT:

- Students will need to verify their email address by clicking a link in their email. address
- When students register an automated email will go to the parent for approval. Please make sure that the student or you tell the parent that the parent needs to approve before the student can proceed with submission.

Artwork Registration: *Registering Individual Category Artwork*

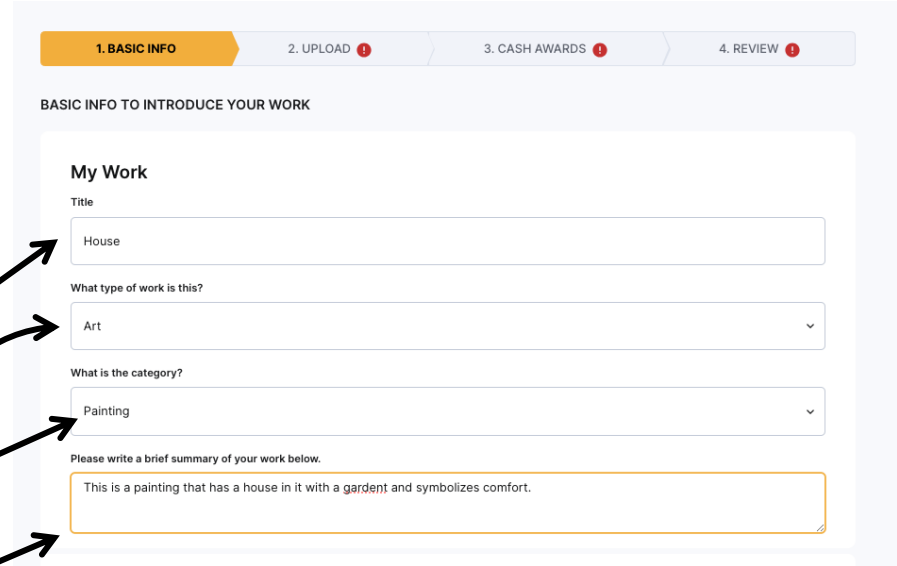


- To add a submission in your Dashboard Click Add Work



- Then click to add work or a portfolio if you a senior.

- Fill in the Basic Information about your artwork

A form titled 'BASIC INFO TO INTRODUCE YOUR WORK' with a progress bar at the top showing four steps: '1. BASIC INFO' (active), '2. UPLOAD', '3. CASH AWARDS', and '4. REVIEW'. The form has a section 'My Work' with three input fields: 'Title' (containing 'House'), 'What type of work is this?' (a dropdown menu with 'Art' selected), and 'What is the category?' (a dropdown menu with 'Painting' selected). Below these is a text area with the prompt 'Please write a brief summary of your work below.' and the example text 'This is a painting that has a house in it with a garden and symbolizes comfort.'

- Title (Try not to use Untitled, it will be easier to identify your work if it has a title)
- Click on Art
- Choose an art category. Check the category description to make sure you are submitting your art in the correct category.
- Write a brief description of your work

Scroll Down the page and continue adding information about your artwork.

Artwork Registration: *Registering Individual Category Artwork*

School information

Your school

• Wethersfield High School
411 WOLCOTT HILL RD
Wethersfield CT 06109

Did you work on this entry at another educational program?

+ ADD PROGRAM

IF your artwork was created at a program outside of school and a teacher from this other program is signing your form you MUST include the Other Educational Program or OEP.

- If your artwork was not created at your day school but was created at an afterschool program with a teacher from your Other Educational Program click ADD PROGRAM

- Put in the information to search for the program.

- Click on your educator's name.
(If you don't find the name contact your teacher so they can make an account.)
Your teacher needs to create a profile in ORS in order to receive notification of awards

Add Educational Program

To find your school, enter your country, state, and your school's zip code. Then filter results by your school's name

1. Country	2. State/Province
<input type="text" value="-Select-"/>	<input type="text" value="-Select-"/>
3. School Zip Code	4. Your Educational Program's Name
<input type="text" value="Zip code"/>	<input type="text" value="4. Your Educational Program's Name"/>

Enter your school state and ZIP code to search for schools

ADD

Educator information

If you created this work in class or in a program, select your teacher from the list below.

Add an educator from your connected school/programs

- ✓ Select an educator
- Andrea Haas
- New Teacher
- Teacher` Practice
- I did not find my educator

Add an educator from your connected school/programs

Select an educator

☒ I did not create this work in class or a program.


IMPORTANT

If you created your artwork on your own, without a class/program then click "I did not create this work in a class or program."


Artwork Registration: *Registering Individual Category Artwork*


[← BACK](#)

Art Work Entry

1. BASIC INFO 

2. UPLOAD

3. CASH AWARDS 

4. REVIEW 

UPLOAD YOUR ART WORK


General information

Work title: **House**

Work type: **Art**

Category: **Painting**

Barcode: **01HE65VZV9KPCMQZCSGE4J5W5A**

 EDIT

- You will need to describe/fill out the detail about your work and upload your image in this next section

New Student Registration:

Describe My Work

Special Instructions

- i** Do not enter AI-generated art. - Paintings copied from published photographs, the internet, or existing works should not be entered and will be disqualified. For more detailed information, check out the Copyright & Plagiarism guide [<https://www.artandwriting.org/awards/how-to-enter/copyright-plagiarism/>].

What are the dimensions of your work entry?

Add Height

5

Add Width

10

List the tools and materials used to create this entry:

Add as many materials and tools as you need.

Type in and press enter

Acrylic Paint × Sharpie Marker × Procreate × Graphite ×

Canvas × Cardboard × Animate × Bristol Board ×

Yarn ×

- Read any special instructions about the category you are submitting your work in.
- Fill out the dimensions. For 3D work you will also need depth and weight.
- Type in any materials you used. Please be accurate.

For Digital/Photography/Video/Film work include the equipment and software used.

Artwork Registration: *Registering Individual Category Artwork*

Upload your file. Check to see what file format you will need.

Upload My Images

You may upload your work from different angles

⬆ Drag and drop or [browse files](#)

You may upload .jpeg



Screen Shot 2023-11-01 at 11.03.37 AM.jpg

- If a thumbnail of your artwork does not appear. Check the file type and the size of the file. It may be too big.

- Upload your Image. *Some categories allow for up to 4 images.* Make sure that your image is the best quality possible. **The image you submit should look exactly like the piece that you deliver to us. Please do not crop artwork.**
 - Artwork is submitted as a JPEG file. The images you upload **must** be at 300dpi/ppi for a print size of approximately 5x7 inches. If your images are not currently available, you can come back to complete your uploads later.
 - For Film & Animation: your film should be in one of the following formats: .mp4, .mov, .wmv, .avi, .mpg, .mpeg. For each Film & Animation submission, you **must** upload a five-minute-or-under version of your film. The file size limit for this upload is 350MB. In addition to the 5-minute or under version of the film, we also encourage you to upload the full-length version of your film. If your full film is under five minutes long, this optional upload does not apply to you: please do NOT upload a higher resolution of the same film.

Artwork Registration: *Registering Individual Category Artwork*

My Sources

The Scholastic Awards recognizes original work. Please review our [Copyright and Plagiarism Guide](#) before answering the questions below. If your work was influenced or inspired by other sources, you must list them here.

Did you reference work by another artist?

☒ Yes ☐ No

Did you reference images or ideas you found on the Internet?

☒ Yes ☐ No

Were you inspired by any other artists?

☒ Yes ☐ No

You answered "Yes", to one of the above questions. Please list your sources.

Please include a text string or a valid URL.

Type in text or URL...

+

- Answer the questions about your sources.
- Cite your sources including valid URLs.

Artwork Registration: *Registering Individual Category Artwork*

[← BACK](#)

More Opportunities!

1. BASIC INFO

2. UPLOAD


3. CASH AWARDS

4. REVIEW

APPLY FOR ADDITIONAL CASH AWARDS AND SCHOLARSHIPS

You can receive cash awards and scholarships!

You can nominate your work to be considered for one or more of the scholarships below by providing a personal statement on how your work addresses the selected theme. Personal statements will be taken into consideration when making final scholarship selections.
MAKE SURE YOU KNOW WHAT YOU ARE APPLYING FOR!

 **New York Life Award**

Does this piece relate to themes of death, grief, or personal loss? Apply for the New York Life Award, sponsored by the New York Life Foundation, which offers \$2,500 scholarships to ten students whose works explore death and personal grief. Grief is the feeling and reaction associated with death. You can experience it after a loved one dies or after other major changes in your life. The death of a loved one and the grief that follows are a universal yet very unique, personal experience even in normal times. Sharing your story through art or writing can be a healing experience both for you and other teens who are grieving. Your creative work can help someone with similar experiences to you feel less alone.

☐ Yes ☒ No

SAVE AND CLOSE

SAVE AND CONTINUE

Read about special programs and scholarships. When ready click either Save and Close or Save and Continue.

Artwork Registration: *Registering Individual Category Artwork*

← BACK

Art Work Review

1. BASIC INFO  2. UPLOAD  3. CASH AWARDS  4. REVIEW

REVIEW YOUR INFO BEFORE YOU GO

General information

Work title: **House**
Work type: **Art**
Category: **Painting**
Summary of work: **This is a painting that has a house in it with a garden and symbolizes comfort.**
Barcode: **0THE6SVZV8KPCMGCZ5GE4J5W5A**

 EDIT

School information

School: **Wethersfield High School**
411 WOLCOTT HILL RD
Wethersfield CT 06109

Educator information

Educator: **New Teacher**

Uploads

Uploaded work: **Yes**

Uploaded images:



Screen Shot 2023-11-01 at 11.03.37 AM.jpg

 EDIT

Work description

Height: **5 inches**

Width: **10 inches**

Tools and materials used to create this work: **Acrylic Paint, Sharpie Marker, Procreate, Graphite, Canvas, Cardboard, Animate, Bristol Board, Yarn**

My Sources

Did you reference work by another artist?: **No**

Did you reference images or ideas you found on the Internet?: **No**

Were you inspired by any other artists?: **No**

Cash Awards

Opted in

Personal information

 Please, make sure this information is correct.

Name: **PRACTICE STUDENT**
Email: **CT001practice@gmail.com**
Grade: **12**
Region: **Connecticut Art Region**

- Make sure to review your submission carefully.
- All information needs to be correct as this is the information used to create labels and certificates if your artwork wins an award.
- Your email must be correct or you will not receive notification if you receive an award
- **The image you submit should look exactly like the piece that you deliver to us. Please do not crop artwork.**
- **Your teacher MUST be registered for them to receive notification of awards.**

Read and agree to the terms of participation and that you have read the Copywrite and Plagiarism Policy before click Enter for Judging



I have read and understand the [Alliance's Copyright and Plagiarism policy](#).

I acknowledge that if my work violates this policy, then my work will be disqualified and any award received will be revoked.




I have read and understand the [Participation Terms](#).

Artwork Registration: *Registering Individual Category Artwork*

ork by another artist?: No

ages or ideas you found on the Internet?: No

r any oth



**Your work was entered for
judging pending payment.**

If you are ready to pay now - proceed to the next screen.

PAY LATER

PAY NOW

matic

e this information is correct.

TUDENT

**Ask your Art Teacher if the School
is paying for your Submission.**

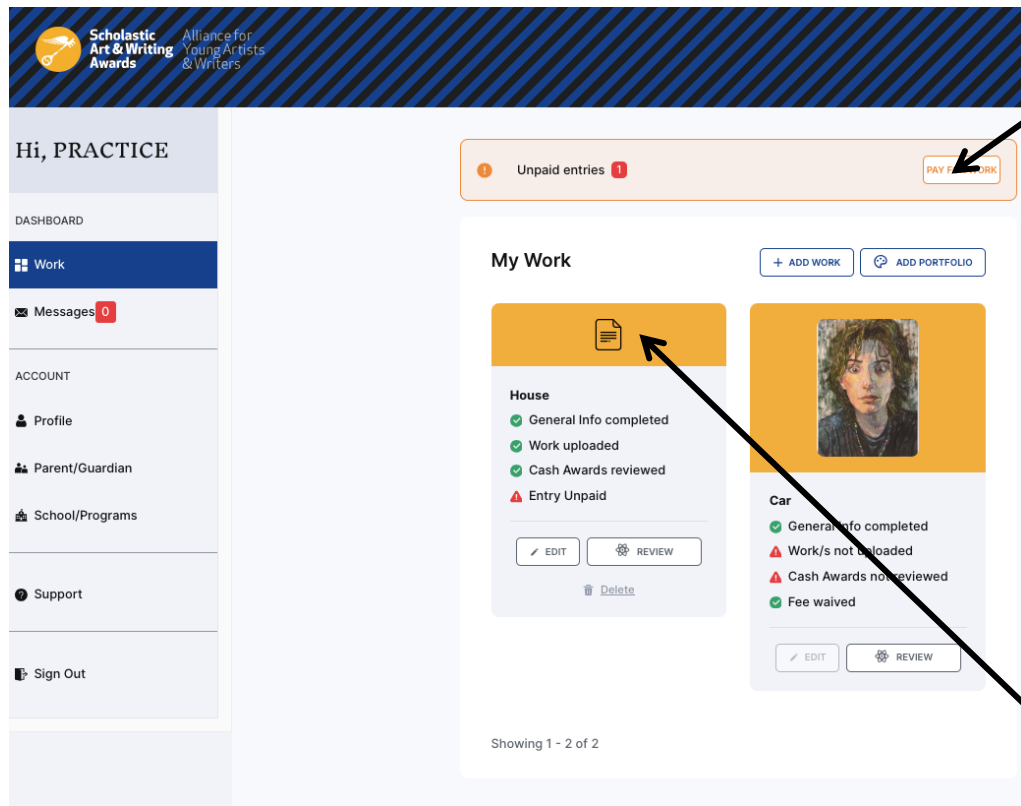
**The School/Teacher is
paying for your
submission.**

Click Pay Later

**You are using a Fee Waiver
as part of the school.**

Click Pay Later

Artwork Registration: *Registering Individual Category Artwork*



- If your school/program/teacher is paying for your submissions disregard the message about works not being paid for.

Your Dashboard will show your work. You can now add more work

- If a thumbnail of your artwork does not appear. Check the file type and the size of the file. It may be too big.

Portfolio Registration: *Creating a Portfolio*

1. GENERAL INFO

2. UPLOAD 1

3. STATEMENT 1

4. REVIEW 1

BASIC INFO TO INTRODUCE YOUR PORTFOLIO

My Portfolio

Portfolio title

Portfolio title

What type of portfolio is this?

What type of portfolio is this?

School information

Your school

Wethersfield High School

411 WOLCOTT HILL RD

Wethersfield CT 06109

Did you work on this entry at another educational program?

+ ADD PROGRAM

Educator information

If you created this work in class or in a program, select your teacher from the list below.

Add an educator from your connected school/programs

New Teacher

☐ I did not create this work in class or a program.

- Create a Portfolio Title
- Click Art for the Type of Portfolio
- Your school information will be generated.
- If you created the portfolio in an Out of School Program click Add Program and fill out the information.
- Click on the Teacher associated with the Portfolio

If you created your artwork on your own, without a class/program then click “I did not create this work in a class or program.”

Add an educator from your connected school/programs

Select an educator

☒ I did not create this work in class or a program.

Portfolio Registration: *Creating a Portfolio*

You need **6 distinct works that works that communicate a cohesive idea or visual investigation.** The works can come from one or more categories.

- Title your Individual Work
- Click Art for the Type work
- Choose the category for your individual work
- Write a brief summary of your work

← BACK

Art Portfolio Entry

1. GENERAL INFO ✓ 2. UPLOAD 3. STATEMENT 4. REVIEW

Works Uploaded:
Portfolios must consists of exactly 6 works
0/6

UPLOAD YOUR ART WORK WORK 1/6

My work

Title

Title

What type of work is this?

Art

What is the category?

Select category

Please write a brief summary of your work below.

Portfolio Registration: *Creating a Portfolio*

Describe My Work

Special Instructions

Do not enter AI-generated art. -

Identify the software used to create the artwork in the "List Materials" section of your application (ex: Adobe Suite programs, Sketchbook, Procreate, Corel PaintShop, Clip Studio Paint, etc.). -

Digital artwork may contain text, but entries that contain text for commercial purposes should be entered in the Design category. -

3

Digital photographs that are "touched up" or lightly manipulated using computer software should be entered in the Photography category. -

Consider entering the Expanded Projects category if your work has a strong interactive element. -

If you are using collaged images, refer to the Copyright & Plagiarism guide [<https://www.artandwriting.org/awards/how-to-enter/copyright-plagiarism/>]. -

For more information visit <https://www.artandwriting.org/awards/how-to-enter/categories/>

What are the dimensions of your work entry?

Add Height

6

Add Width

8

List the tools and materials used to create this entry:

Add as many materials and tools as you need.


Materials

Upload My Images

You may upload your work from different angles

⬇️ Drag and drop or [browse files](#)

You may upload .jpeg



Galanthus.jpg

- Read any special instructions about the category you are submitting your work in.
- Fill out the dimensions. For 3D work you will also need depth and weight.
- Type in any materials you used.
Please be accurate.

For Digital/Photography/Video/Film work include the equipment and software used.

- Upload your image. Some categories allow for up to 4 images. Check your category descriptions.

- Make sure to check for image type and size requirements.

Portfolio Registration: *Creating a Portfolio*

My Sources

The Scholastic Awards recognizes original work. Please review our [Copyright and Plagiarism Guide](#) before answering the questions below. If your work was influenced or inspired by other sources, you must list them here.

Did you reference work by another artist?

☒ Yes ☐ No

Did you reference images or ideas you found on the Internet?

☐ Yes ☐ No

Were you inspired by any other artists?

☐ Yes ☐ No

You answered "Yes", to one of the above questions. Please list your sources.

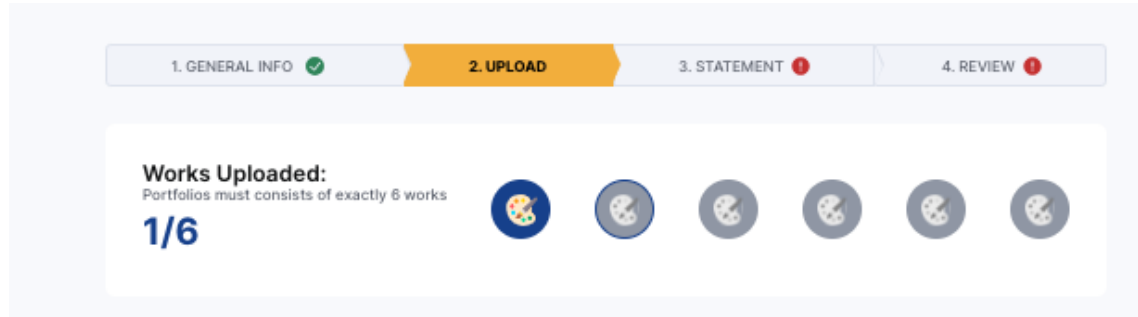
Please include a text string or a valid URL.

SAVE AND CLOSE

NEXT WORK APPLICATION

- Answer the questions about your sources.
- Cite your sources including valid URLs.

Artwork Registration: *Creating a Portfolio*



The screenshot shows a registration interface with a progress bar at the top. The progress bar has four steps: '1. GENERAL INFO' with a green checkmark, '2. UPLOAD' which is highlighted in orange, '3. STATEMENT' with a red exclamation mark, and '4. REVIEW' with a red exclamation mark. Below the progress bar, there is a section titled 'Works Uploaded:' with the text 'Portfolios must consists of exactly 6 works'. To the left of this text is a large blue '1/6'. To the right are six circular icons representing artworks. The first icon is a dark blue circle with a white paint palette, indicating it is the current work being uploaded. The other five icons are light blue circles with a white paint palette, indicating they are not yet uploaded.

With each work you upload
you will see an icon light up.

Repeat the upload process for all 6 works.

Artwork Registration: *Creating a Portfolio*

1. GENERAL INFO

2. UPLOAD

3. STATEMENT

4. REVIEW

APPLY FOR ADDITIONAL CASH AWARDS AND SCHOLARSHIPS

You can receive cash awards and scholarships!

You can nominate your work to be considered for one or more of the scholarships below by providing a personal statement on how your work addresses the selected theme. Personal statements will be taken into consideration when making final scholarship selections. **MAKE SURE YOU KNOW WHAT YOU ARE APPLYING FOR!**

Portfolio

A series of 6 distinct works that communicate a single cohesive idea or visual investigation. The works can come from one category or any combination of multiple categories.

You must provide a Writer's Statement and Personal Statement—these are two separate statements. Do not copy and paste the same statement for both!

Writer's Statement: Write about your writing! This required statement should provide insight into your creative process: How did you curate the works in your portfolio?

Consider questions like:

- What do you want viewers to understand about your collection of works?
- What are the key ideas, issues, struggles, or goals within the portfolio?
- Did you make deliberate decisions about materials, processes, etc.?

Your artist statement should be at least 100 words must not exceed 500 words. The statement will be visible to jurors. Do not use self-identifying information in the statement.

Personal Statement: Write about you! Tell a story from your life, describing an experience that either demonstrates your character or helped to shape it.

Consider questions like:

- What is a significant challenge, setback, or failure that you experienced? How did you respond to it? How did it affect you, and what did you learn from the experience?
- Have you ever had a long-cherished or accepted belief challenged? How did you respond? How did the challenge affect your beliefs?

Your personal statement should be at least 100 words and must not exceed 500 words. This statement will be viewed by the scholarship committee if your work receives a Gold Key and goes on to be considered for a national portfolio scholarship award.

- You must provide a Writer's Statement and Personal Statement—these are two separate statements. Do not copy and paste the same statement for both! Each statement must be 100 - 500 words.

Artist Statement

Type in...

100 - 500 words

Personal Statement

Type in...

100 - 500 words

- Read the directions for the artist and personal statements
- Upload your artist statement
- Upload your personal statement

Artwork Registration: *Creating a Portfolio*

1. GENERAL INFO

2. UPLOAD

3. STATEMENT

4. REVIEW

REVIEW YOUR INFO BEFORE YOU GO

General Info

Portfolio title: **My Portfolio**

Portfolio type: **Art**

Barcode: **01HE820ZM4Y39DWR24RSX7MYHP**

EDIT

School information

School: **Wethersfield High School**
411 WOLCOTT HILL RD
Wethersfield CT 06109

Educator information

Educator: **New Teacher**

Show Portfolio Entries ☐

Click to show all 6
Portfolio submissions

Statements

Personal Statement
bdshFNH"frehiA:HWFIS :NfuPA)UEgNUILfigfgimAWHIEr f'peq

Artist Statement
SFRifnbfsbhfsnfsnzdfg nAL?NH"Deg'p eow t'oGRW 'IHG'PRWOP'GOTRWEp'oe

EDIT

- Make sure to review your submission carefully.
- All information needs to be correct as this is the information used to create labels and certificates if your artwork wins an award.
- Your email must be correct or you will not receive notification if you receive an award
- **The image you submit should look exactly like the piece that you deliver to us. Please do not crop artwork.**
- **Your teacher MUST be registered for them to receive notification of awards.**
- **Read and review your statements**

Personal information

Please, make sure this information is correct.

Name: **PRACTICE STUDENT**

Email: **CT001practice@gmail.com**

Grade: **12**

Region: **Connecticut Art Region**

Artwork Registration: *Creating a Portfolio*

Read and agree to the terms of participation and that you have read the Copyright and Plagiarism Policy before click Enter for Judging



I have read and understand the [Alliance's Copyright and Plagiarism policy](#).

I acknowledge that if my work violates this policy, then my work will be disqualified and any award received will be revoked.



I have read and understand the [Participation Terms](#).

SAVE AND CLOSE


ENTER FOR JUDGING

Artwork Registration: *Creating a Portfolio*

ork by another artist?: No

ages or ideas you found on the Internet?: No

r any oth



**Your work was entered for
judging pending payment.**

If you are ready to pay now - proceed to the next screen.

PAY LATER **PAY NOW**

rmatic

e this information is correct.

TUDENT

**Ask your Art Teacher if the School
is paying for your Submission.**

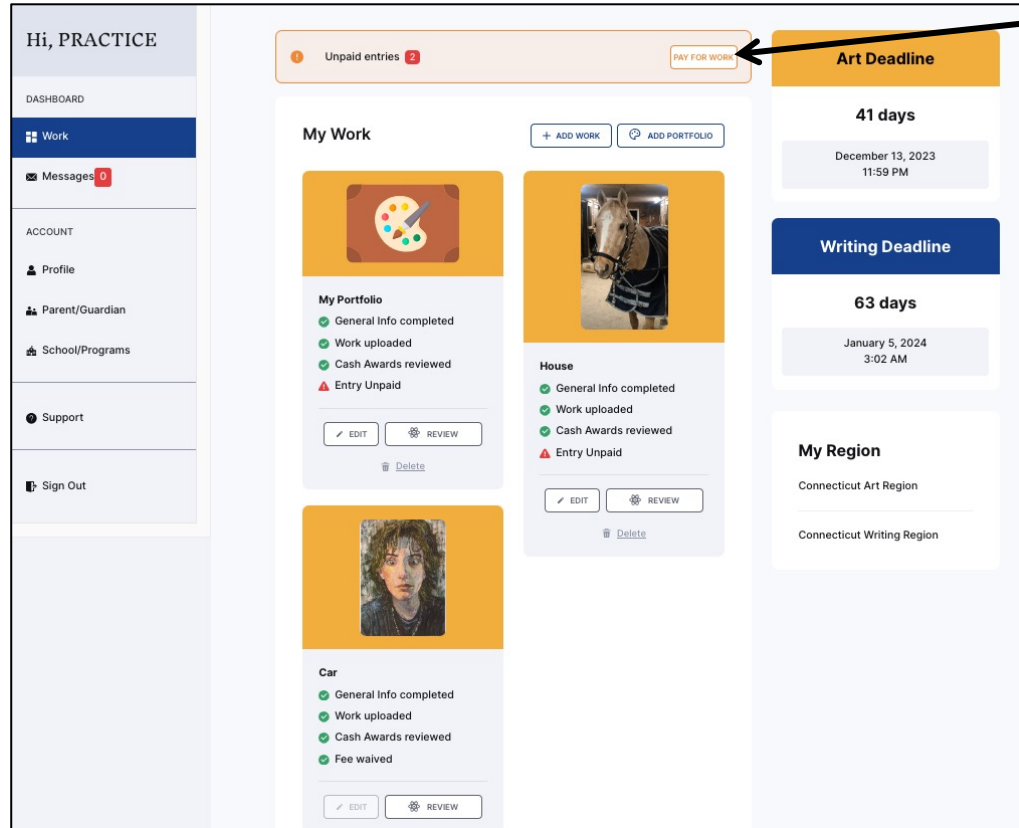
**The School/Teacher is
paying for your
submission.**

Click Pay Later

**You are using a Fee Waiver
as part of the school.**

Click Pay Later

Artwork Registration: *Creating a Portfolio*



- If your school/program/teacher is paying for your submissions disregard the message about works not being paid for.

Your Dashboard will show your work. You can now add more work.

ASK YOUR ART TEACHER FOR ASSISTANCE