



# THE CORSAIR

*IPMS Phoenix / Craig Hewitt Chapter*



## Corsair Stop Press Dates 2020

January	
February	
March	
April	
May	
June	
July	
August	25th
September	25th
October	24th
November	23rd
December	20th

## THIS ISSUE

Online Display Photos.....	2
Movie Stars—Brian Baker .....	8
Platz 1/144 Ki-43 Hayabusa - JP.....	10
Model Story—Jordan Ross .....	13
Follow up article—Ed Kucharski.....	15
Club Contest Themes.....	17
Editors Corner.....	18
Club Meeting Calendar.....	21
Raffle Update & Upcoming Events.....	22
Website References .....	23

## Display Models



Tamiya 1/35 Mid Version Tiger 1. PE screens added, oil paints and pigments to do the weathering. Non-historical specific vehicle/unit representation, but decals from the kit were used.

Anthony Palmer

## Display Models



This is a Tamiya 1/35 Early Version Tiger 1. I used PE screens and a Miniart figure. Oils and pigments were used to do the weathering. It does not represent a specific historical vehicle, I used Archer numbers to change the color to match the winter camo.

Anthony Palmer





## Display Models



Accurate Miniatures 1/48 Vought SB2U-3 Vindicator.

Markings are for VMSB-241 based on Midway in June, 1942. Lost in action June 5, 1942. The white bands and stripes represent medical tape used to hold fabric covering in place. What a way to go to war !!

Jordan Ross



## Display Models



1/35 Verlinden vignette I finished recently, it's called Spoils of War.

Craig Brown

Happy  
Thanksgiving



## Display Models



Aoshima's 1/700 USS Wasp CV-7

Mike Megee



## Display Models



### Hobbycraft 1/32 Fokker DR.I

I chose Lothar Von Richthofen scheme of yellow top wings tail and aft fuselage over streaked linen, blue undersides and red cowl, struts and wheel covers. I used Cutting edge kit decals for the "reference" opting for the Olive cross patch on the fuselage vice the dark yellow. Initially I just used Aviatic Streaking for the forward part of the fuselage, mid and lower wings leaving the upper wing, aft fuselage, and tail surfaces yellow, however a couple of my friends mentioned that pilot reports stated that the yellow was a thin covering over the streaking with the streaking showing through, so I used the remainder of the Aviatic Streaking and covered the yellow. I had to trim the Aviatic to fit the Hobbycraft kit as they are designed for the Roden kit, however not a lot trimming was required, mostly along the scallops of the trailing edge of the upper wing.

Mark Krumrey



### Movie Stars By Brian Baker

One kit that a lot of people discount these days is the old Hawk North American AT-6/SNJ Texan trainer in 1/72 scale. It dates back to the fifties, and has no interior detail and no wheel well recesses. It also has indented insignia outlines, and is obviously intended for fairly young children. However, the kit is reasonably accurate in outline, and can be the basis for a number of models of variants of the basic AT-6 design. I have used several for conversions to BT-9's, a civilian crop sprayer I was familiar with, and even a Japanese Kyushu K10W1, which was essentially a copy of the BT-9 trainer.



After the war, and into the fifties, most AT-6/SNJ types became surplus, and many were sold to civilians. When pilots found out how much they cost to operate, many were abandoned or scrapped, leaving, however, quite a few still in existence and flying. One thing in its favor was its resemblance to the Japanese Zero fighter, and quite a few were used for the *Tora Tora Tora* movie. Some of these regularly appear at fly ins throughout the country.





### Movie Stars By Brian Baker

Other Movie T-6's aren't so common. Many years ago, when I was trading 35mm slides of aircraft throughout the world, I got a couple of slides from a guy in the Netherlands of a couple of Harvards, the Canadian version, that had been sold surplus by the Dutch Air Force. One had been converted into a fairly convincing Fokker D.XXI fighter for an obviously locally produced movie (I would assume). They put on landing gear covers and wheel pants, and the result is pretty effective. In addition, they took another one and painted it up like a Focke Wulf FW-190A, and they must have had a modeler as an advisor, as they got the colors and markings right on the money.

I couldn't resist taking these two kits and building models of these aircraft. They were very easy to do, with very little modification required. The German one even had the swastikas on the fin. That must have been before the Germans stopped using them. Anyway, they were quick and fun conversions. Enjoy.



## "Platz 1/144 Ki-43 Hayabusa Jim Pearsall

### THE AIRCRAFT

The Ki-43 has been described as the "Army Zero". The Hayabusa and Zero were contemporaries, and the Ki-43 was quite successful in the first part of WW2. The Allies code named the aircraft "Oscar". But like the Zero, the Oscar had some design problems, mostly the lack of self-sealing fuel tanks, armor protection and light armament. Nevertheless, it did well against the early Allied fighters like the Buffalo, the P-36, the P-39 and Spitfire I. Almost all of the Japanese Army aces got victories in Oscars early in their careers.

### THE MODEL

This is a Platz/Bego kit. The molding is delicate and outstanding, you get 2 kits in the box, nice extra parts, and decals for 4 Ki-43-1s. There is a nice fuel tank for beneath the fuselage, and bombs with the necessary attachments.



### ASSEMBLY

This project took only a little time, compared to some recent projects. Everything fit nicely. I didn't have to use any putty in the entire project. I painted the interior and the wheel wells using a metallic blue which the Army used for corrosion prevention. The interior is minimal, but includes the seat, control stick and instrument panel. The big delay for the fuselage was waiting for the interior paint to dry. Once the interior was installed, the fuselage halves went together beautifully. I painted the engine and the exhausts, and glued them to the mount. I put the cowling in place, but didn't glue it in, waiting until paint was complete. I also waited until paint was complete to install the horizontal stabilizers.

I was ready to apply the paint.



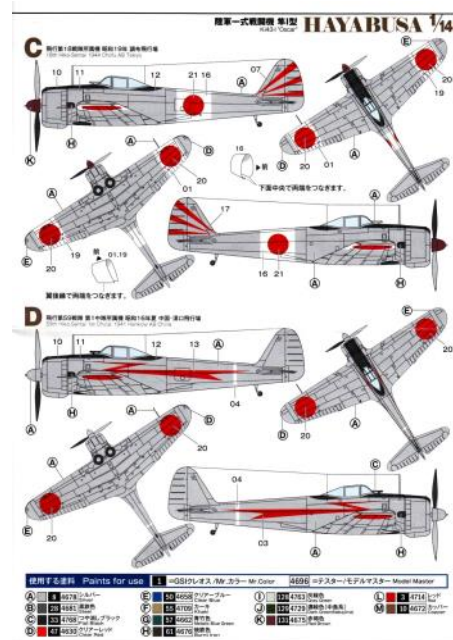
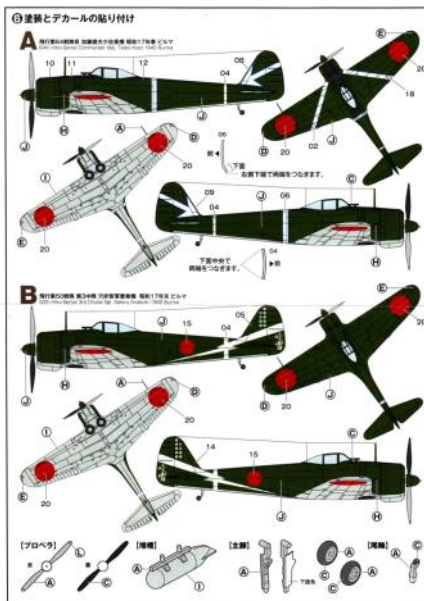
## “Platz 1/144 Ki-43 Hayabusa Jim Pearsall

### PAINTING

The paint job was pretty basic. The entire top of the airplane as well as the horizontal stabilizers was Nakajima Green. I then masked the top and painted the bottom and the stabilizer bottoms light gray-green. This is a great paint scheme... Two colors and you're done. I did have to paint the landing gear doors underside gray-green and the canopy dark green. There was also some detail painting on the landing gear legs and the wheels, but in this scale, that's not a big deal.

I put the horizontal stabilizers on at this point, because they are necessary for decal placement.

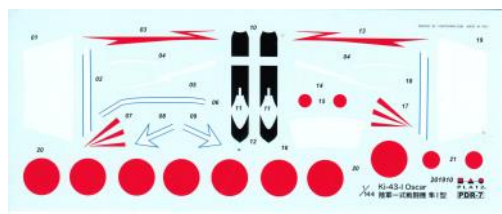
I applied a coat of Future, and continued.



### DECALS

These decals are really the best. But then they're Cartograf, IMHO the best in the business. I applied the markings on the fuselage sides and tail first, because I didn't want to foul up the other decals when fooling with these more difficult markings. The victory markings and lettering on the tail are all part of that long stripe that goes down the fuselage side. I did the right side first, and everything went pretty well. The left side fought a little. The stripe folded. Twice. But it's a credit to Cartograf that I was able to get it straightened out. The large hinomarus on the wings went on without any trouble, as well as the tiny ones on the fuselage. I was a little worried about the white stripe that goes around the back of the fuselage. I didn't need to worry, the stripe went on nicely, first try, and the ends mated up cleanly, with a little overlap, just in case.

I waited a couple of days, then sprayed the whole thing with clear flat to protect the decals and even out the finish.





“Platz 1/144 Ki-43 Hayabusa  
Jim Pearsall

## FINAL ASSEMBLY

I assembled the landing gear and got it mounted under the wings. I also put on the bomb racks, but didn't put the bombs on, because this is a fighter, right? I put the tail wheel in place. It's tiny, but fits nicely. The canopy was next, then the prop, and last was the antenna. I always manage to break off the antenna unless I leave it until last.

And the whole project was finished.

## OVERALL EVALUATION

Highly Recommended. The parts are finely molded, and except for where the parts attach to the sprues, there's not a lot of work involved in getting everything together.

The decals are first rate, and the schemes are interesting. I also need to reveal that I built a similar kit from Platz about 6 months ago for a review. But this one is the military Oscar, the other was from the anime TV series “Magnificent Kotobuki”. This one is just as great as the anime version.



## MODEL STORY

Jordan Ross

### MODEL STORY

It has been my privilege for the past few years to know and be associated with one of America's heroes, retired USAF Major General Carl G. Schneider, Jr. Among the things General Schneider accomplished in his long Air Force career was surviving 100 combat missions in the early part of the Korean War flying the Lockheed F-80C in the 16th Fighter Squadron, 51st Fighter Interceptor Wing. Many of these missions were flown from Japan requiring long hours in a cramped cockpit in addition to dodging flak and other anti-aircraft fire when dropping bombs on the target.

During a visit to General Schneider's home earlier this year I noticed that among the many models on his office shelf, there was no F-80C. So, I set about to remedy that situation by building a presentation model for the General. I borrowed some of his personal memorabilia and photos trying to find research material I could use to build a model of one of the F-80C's he flew in Korea under the pretext of doing research on the 51st FIW. Fortunately I was able to find enough information to do a model that represents one from the 16th Fighter Squadron. General Schneider did not have a certain plane assigned to him and flew different F-80Cs over the course of his 100 missions. He said the attrition rate on airplanes due to combat losses, accidents and mechanical breakdowns pretty well precluded any of the pilots from having the same plane all the time.

I used the Monogram 1/48th scale F-80 kit from 1977 for this model. It was built pretty much straight out of the box, the major feature was to be the paint scheme. The Misawa tip tanks were used as they were what was on the General's plane for the long range missions from Japan. The trickiest thing was doing the squadron emblem on the vertical fin. I had to make that out of various size decal circles and hand draw the duck.

This model was presented to General Schneider and now sits proudly on a shelf in his office along with models of other planes he has flown including the P-51, F-84, F-86, F-100D and many others including the F-15 Eagle.

Following is a biography I took off the CAF website to which I have added some more recent information about the General.



## MODEL STORY

Jordan Ross

**Major General Carl G. Schneider (USAF, ret.)**

Born in Ralls, Texas, in 1928, General Carl Schneider entered the U.S. Army Air Forces in September 1946 and graduating from aviation cadet training at Randolph Field, Texas, in June 1947 and advanced pilot training in P-51 aircraft at Williams Air Force Base, Arizona, in June 1948, with a commission as a second lieutenant. In September 1949, he was assigned to the 51st Fighter Group, Naha Air Base, Okinawa, as an F-80 pilot and as squadron adjutant. During the Korean War, he went with the 51st Group to Itazuke Air Base, Japan, and Kimpo Air Base, Korea, and completed 100 combat missions. He earned a reputation as an aerial gunnery expert assigned to Luke Air Force Base, Arizona (May 1951 -- F-80 gunnery instructor); Nellis Air Force Base, Nevada (June 1951 -- F-86 air combat tactics); Pinecastle (later McCoy) Air Force Base, Florida (June 1952 -- development of a fighter gunnery school); Laughlin Air Force Base, Texas (February 1953 -- development of a gunnery school; flight commander, squadron operations officer and group operations officer). He served in Vietnam beginning in July, 1962, and helped establish a forward air control/air liaison officer program, working and flying with the Republic of Vietnam Air Force. After his service in Vietnam, General Schneider held numerous staff and command positions in the Air Force, ultimately being promoted to the grade of major general February 6, 1976, with date of rank June 2, 1973. He retired from the Air Force on December 1, 1978 as chief of staff, Air Force Logistics Command, Wright-Patterson Air Force Base, Ohio. General Schneider has achieved the designation of command pilot. His military decorations and awards include the Distinguished Service Medal, Legion of Merit with oak leaf cluster, the Distinguished Flying Cross with oak leaf cluster, the Meritorious Service Medal, the Air Medal with six oak leaf clusters, and the Air Force Commendation Medal.

General Schneider now lives in north Scottsdale. He is active in veterans support activities, retired military officers organizations and several aviation related groups such as the Quiet Birdmen and Knights of the Round Engine Table. He was recently inducted into the Commemorative Air Force Arizona Wing Walk of Fame and is one of the honorees in the prestigious Arizona Aviation Hall of Fame at the Pima Air and Space Museum in Tucson.

Jordan Ross





## Follow-up to Zoom Meeting Ed Kucharski

Back in one of October's Zoom Meetings, I asked if anybody knew anything about the Northrop jet that Martha McSally boards in a campaign ad. Nobody ventured a guess. At first glance I thought it might be a T-38. So I decided to sacrifice a few gazillion electrons on the Internet to hopefully find an answer.

Here's what I found.....

There was an aircraft data placard below the windscreen on the TV bird but it pixilated out before I could read it. I focused on the fin where "243" was prominent. That proved the starting point.

A few hours on the Joe Baugher website serial numbers found no "243" T-38 that was in civilian ownership. So I tried looking through the F-5F serial numbers. No joy.

OK on to the F-5B serials. BINGO! 66-9243 that was bought by the Norwegian Air Force back in 1966 and surplused out around 2006.

It went to an Iowa registrant in 2006, then in 2012 it was sold to a Delaware registrant. Finally in July 2019 it was acquired by a shell corporation owned by Ross Perot Jr., Aerospace Research and Development out of Dallas, Texas. Mr. Perot Jr. is an ardent political Republican and he allowed the US Senate Republican Campaign Committee to use "his" F-5B (registered N995SC) in the McSally ad. But my curiosity was not satisfied. Why didn't McSally find an A-10 for her ad? I mean Kelly used videos of A-6s in his ads?

Well are there any civilian A-10s out there? Legally no, *BUT*.....Just so happens there is a demilitarized A-10C 80-0212 (a former Davis-Monthan bird!) sitting in a hangar of Zivko Aeronautics up in Broomfield, Colorado.

Seems back in 2010, the National Science Foundation wanted a replacement for its armored T-28 Trojan for tornado penetration work. Hail had beaten the crap out of the T-28. What could survive that environment? Well an A-10 laughs at 23mm AAA so.....The NSF came up with \$13 million funding to demil the bird and install the weather data instrumentation. The bird was relabeled SPA-10C Thunderhog Storm Chaser.

Technically the aircraft was still USAF property, but on bailment to the NSF in an arrangement similar to aircraft used by NASA.

Unfortunately in 2016, a new administration came to office and funding was put under a new microscope. Over the last 4 years, Zivko has done minimal station keeping on the aircraft so if funds to finish the rebuild are released, it can still be accomplished.



## Follow-up to Zoom Meeting



I guess McSally determined that she could not legally use 80-0212 in a political ad as it still is USAF property.

Ed Kucharski

# *2020 Club Contest Themes*

## **2020 Club Contest Themes**

**January:** OPEN (Anything you like)

**February:** Hollywood (Anything from movie or TV show)

**March:** Competition Vehicles (Anything Built For Racing)

**April:** Sci Fi/Fantasy

**May:** Getting Wet (Anything to do with Water)

**June:** Battle of Britain

**July:** Red, White & Blue (Must have all 3 colors on model)

**August:** Swap Meet

**Note there will be no competition due to the Swap Meet**

**September:** Vietnam (50th Anniversary of last major land battle in VN)

**October:** Coming In Hot (Anything made primarily for speed)

**November:** Personal relationship with subject

**December:** "White Elephant"

**Note there will be no competition due to the White Elephant**





# EDITORS CORNER

## BY LYN GORTON



For any of you who may have missed it please take note of the following announcement about Modelzona

Due to current conditions, Modelzona 2020 has been officially cancelled. We look forward to hosting Modelzona 2021 next November. We will post any updates on both our website (<http://www.ipms-phoenix.com/>) and our Facebook page (<https://www.facebook.com/groups/1511862242372135>).

We have a new (returning) member. Please welcome Jim Fry back to the club. Some of you may already have met him on the Zoom meetings .Welcome back Jim

Thanks once again to all of you that have contributed to this months edition, and as you can see from the articles from Ed and Jordan—not all articles have to be about building. Over the past two years I have published any article that I think will be of interest to our club members including some interesting pieces on the history of our area, so please keep your contributions coming in. The next issue will be the January 2021 issue but the Stop Press will be December 20th as I want to give you all something to read over the Christmas and New year although ue to our covid restrictions it may well be a bit subdued this year. I am certainly looking forward to the Spring which if all reports are to be believed we may well be back having full person to person meetings.Untill that day please give Mike Mackowski all the support for the fine job he is doing with the zoom meetings which is keeping us ticking over.





New product information for the military, automobile, and spray can paints for November- December 2020.

## November, 2020

### Military

1. 1263: US: Light Blue, #27
2. 1264: US: Sea Green, #28
3. 1265: US: Dark Blue, #29
4. 1266: US: Dark Green, #30

### Automobile

1. 600: Light Tan Interior
2. 605: Light Brown Interior

### Spray Cans

1. 4004: Matte Rail Brown
2. 4005: Matte Railroad Tie Brown
3. 4006: Matte Concrete
4. 4007: Matte Dark Red Brick

•

## December, 2020

### Military

1. 1346: German: Dunkelbraün #61
2. 1347: German: Grün #62
3. 1348: German: Hellgraü #63
4. 1349: German: Dunkelbraü #24

### Automobile

1. 638: Ford® & General Motors® Engine Blue
2. 639: Chrysler® Engine Blue

### Spray Cans

1. 4008: Boxcar Brown
2. 4009: Rust
3. 4010: Light Primer
4. 4011: Dark Primer

We now have aerosols (spray cans.) We currently have the following available (including the ones above):

- 4000: Black
- 4001: High Gloss Finish
- 4002: Flat Finish

we are always open to new ideas for paints. If there are colors that you need but aren't made, shoot us an email at [tru.colorpaint1@yahoo.com](mailto:tru.colorpaint1@yahoo.com). If we can find enough information on the color, we could put it in the next year's production schedule.



# Membership

**For only \$1 a month you get all of this**

- . Monthly club newsletter**
- . Discounted club T-shirts**
- . Modelzona**
- . Monthly Raffle Prizes**
- . Monthly contest awards**
- . Annual club Christmas party**
- . And more**

**Remember that you have to be a member **in good standing** to enter and win competitions, get a copy of the monthly newsletter sent directly to your email, and vote for anything that the club brings to the table.**

**So Make sure to see Treasurer,  
“Bill Dunkle”, at the club meeting to sign up  
for membership**



**2020 CLUB MEETING CALENDAR**

All meetings held at American Legion Post #1, 364 N. 7th Ave., Phoenix, AZ 85003

**JANUARY 2020**

Tuesday 7th, 7pm  
Seminar/Speaker: Materials and  
Technique/Stuart Bricker

**JULY 2020**

Tuesday 7th, 7pm  
Seminar/Speaker:

**FEBRUARY 2020**

Tuesday 4th 7pm  
Seminar/Speaker: How to do  
Research/Scott Cohen

**AUGUST 2020**

Tuesday 4th, 7pm  
Seminar/Speaker:

**MARCH 2020**

Tuesday 3rd, 7pm  
Seminar/Speaker:  
Airbrush Cleaning and Maintenance  
Mike Mackowski

**SEPTEMBER 2020**

Tuesday 1st, 7pm  
Seminar/Speaker:

**APRIL 2020**

Tuesday 7th 7pm  
Seminar/Speaker:

**OCTOBER 2020**

Tuesday 6th, 7pm  
Seminar/Speaker:

**MAY 2020**

Tuesday 5th, 7pm  
Seminar/Speaker:  
Brian Baker  
Aircraft at Oshkosh air show

**NOVEMBER 2020**

Tuesday 10th, 7pm  
Seminar/Speaker:

**JUNE 2020**

Tuesday 2nd, 7pm  
Seminar/Speaker:

**DECEMBER 2020**

Tuesday 1st, 7pm  
Event: *White Elephant*



## Raffle will resume once our meetings recommence with the following items

Tickets are \$1 or six for \$5.

- Item A: Emhar 1/72 9th Century Viking Ship
- Item B: Ban Dai 1/144 Star Wars Millennium Falcon
- Item C: Hobby Boss 1/72 UH-60A Blackhawk
- Item D: Revell 1/72 M2A2 Bradley
- Item E: Hasegawa 1/48 F6F-3 Hellcat "USS Essex"
- Item F: Italeri 1/72 A-6E Intruder USN/USMC
- Item G: AMT/ERTL 1/25 1966 Ford Thunderbird
- Item H: New Item from Hobby Depot

Note that there will be a Special Raffle this month. The kit is an **Academy 1/32 scale F/A-18C Hornet**. This is a nice model and the box is still sealed. Tickets are \$5.00 each or 5 for \$20.00. Bring money, don't forget to stop by the bank for your cash!

## UPCOMING EVENTS

**Modelzona—Postponed until November 2021**  
**Nationals—Las Vegas August 18-21 2021**

## IPMS Phoenix / Craig Hewitt Chapter

### 2020 Chapter Officers

The club meets at 7pm on the first Tuesday of each month at the American Legion Post #1 in Phoenix. Check the club website at [www.ipms-phoenix.org](http://www.ipms-phoenix.org) for more meeting info.

#### **American Legion Post #1**

364 N. 7th Ave.  
Phoenix, AZ 85003

The post is located South of I-10 just a few blocks North of Van Buren. Look for the huge American flag.

President.....	Steve Collins.....	<a href="http://www.ipms-phoenix.com/">http://www.ipms-phoenix.com/</a>
Vice President.....	Don Stewart .....	<a href="http://www.ipms-phoenix.com/">http://www.ipms-phoenix.com/</a>
Secretary .....	John Carroll .....	<a href="http://www.ipms-phoenix.com/">http://www.ipms-phoenix.com/</a>
Treasurer .....	Bill Dunkle.....	<a href="http://www.ipms-phoenix.com/">http://www.ipms-phoenix.com/</a>
Member At Large.....	Stuart Bricker.....	<a href="http://www.ipms-phoenix.com/">http://www.ipms-phoenix.com/</a>
Membership Chair.....	Lyn Gorton.....	<a href="http://www.ipms-phoenix.com/">http://www.ipms-phoenix.com/</a>
Webmaster.....	Tim Bongard.....	<a href="http://www.ipms-phoenix.com/">http://www.ipms-phoenix.com/</a>
Newsletter Editor .....	Lyn Gorton .....	<a href="mailto:lyngorton@hotmail.com">lyngorton@hotmail.com</a>

## Useful Links

Bjorn Jacobsen—Aircraft Dioramas	<a href="http://www.dioramas-and-models.com">www.dioramas-and-models.com</a>
Plasmo—good visual instructions on “You Tube”	just search for plasmo
Kittyhawk replacement parts	<a href="mailto:Sophialynn@gmail.com">Sophialynn@gmail.com</a>
Trumpeter replacement parts	<a href="mailto:Joanna@trumpeter-china.com">Joanna@trumpeter-china.com</a>
Special Hobby	<a href="http://www.specialhobby.Ev/contact">www.specialhobby.Ev/contact</a>
Tamiya—US	<a href="mailto:support@Tamiya.com">support@Tamiya.com</a>
<a href="mailto:MRCsupport@modelrectifier.com">MRCsupport@modelrectifier.com</a>	
Rivet detail and schematic drawings	<a href="http://www.airwar.ru">www.airwar.ru</a>
Fine Scale modeling techniques	<a href="http://paulbudzik.com">http://paulbudzik.com</a>
“How to “Videos	<a href="https://www.youtube.com/Andyshobbyheadquarters">Youtube.com/Andyshobbyheadquarters</a>
Online magazine for all things avionic	<a href="http://www.wingleadermagazine.co.uk">www.wingleadermagazine.co.uk</a>
Sky Harbor Informational site	<a href="http://www.visitingphx.com/index.html">http://www.visitingphx.com/index.html</a>
Military Colors And Camouflage	<a href="http://www.theworldwars.net/resources/">http://www.theworldwars.net/resources/</a>

If you have a good reference site let me have a brief description and a web address and we will keep this list as a reference.



## Join the *IPMS/USA!*

\$30 annual membership includes a one year subscription to the IPMS Journal. Visit [www.ipmsusa.org](http://www.ipmsusa.org) to download a membership form. Or you can write to:



IPMS/USA PO Box 1411  
Riverview,  
FL 33568-1411

Membership also gives you access to the online Discussion Forum, where you can exchange ideas and information with other members of IPMS.



## CONTENT NEEDED!!!!

The Corsair needs your help! To keep this newsletter filled with all the great content, I need your help with content. Here are some useful items that I can use to put together future issues each month:

- Kit reviews/In-box reviews
- Website links
- Modeling related articles
- Commentary and featured columns
- Neat, strange or otherwise shareable pictures
- Book reviews
- Trip and vacation write-ups

Anything you have can be used. Don't hesitate. Even a few paragraphs are great.



# SUPPORT YOUR LOCAL HOBBY SHOP!



RIGHT  
STUFF,  
RIGHT PRICE

[www.thehobbydepot.com](http://www.thehobbydepot.com)

216 W. Southern Ave.  
Tempe, AZ 85282



**Rhino's**  
Hobby Tools  
& More

f Rhino's Hobby Tools & More

Michael Ronnau  
cactus\_rhino@cox.net

[www.airline-hobby.com](http://www.airline-hobby.com)

*Your One Stop Source for  
Scale Model Airliner Kits, Decals,  
Diecasts and Accessories*

**HOBBY BENCH**

*2 Great Locations!*

8058 N. 19th Ave.  
NW corner  
19th Ave. & Northern  
602-995-1755

4240 W. Bell Rd.  
NE corner  
43rd Ave. & Bell  
602-547-1828

**WAR BOOKS**

AND HOBBIES

KEITH PEIPER, MANAGER

(480) 994-2263

AVALON\_WAR\_BOOKS@YAHOO.COM

**WE BUY COLLECTIONS**

**space in miniature**

**Space modeling reference books  
by Mike Mackowski.**

[www.spaceinminiature.com](http://www.spaceinminiature.com)



THE MAD MEATBALL

**MIKE CHOLEWA**

**602-944-4096**

"DEALER IN PRE-OWNED PLASTIC"

12629 NORTH 21ST DRIVE PHOENIX, AZ 85029



**ANDY'S HOBBY  
HEADQUARTERS**



15224 N. 59th Avenue, Suite 12  
Glendale, AZ, 85306  
tel. (602) 439-1456



**Tru-Color Paint**

Model Railroad, Automobile,  
and Building Paint

**Scott Cohen**

Marketing, Finance, Product Development,  
Supply Chain, Inventory & QC/QA

Post Office Box 74524

Phoenix, AZ, 85087-4524

tru.colorpaint@yahoo.com

Sales: (714) 488-9779

Info: (623) 551-2548

[www.trucolorpaint.com](http://www.trucolorpaint.com)





# AUGUST 18 - 21, 2021

*A Convention Experience of a Lifetime awaits you in The Fabulous City of Las Vegas*



Free Parking



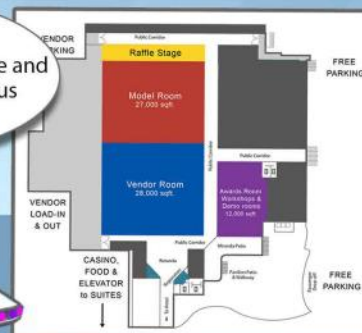
Valley of Fire – Grand Canyon  
Fremont Street Experience  
The Strip - World Class Shopping  
Major Shows & Performers  
Fine Dining - Hoover Dam  
Lake Mead Boating Tours  
Museums - Gun Ranges - Speed  
Racing



Eight demo rooms



"We love Las Vegas,  
only light years from home and  
lots to see. Come join us  
for the 21' Nats"



Website  
[www.natslv2021.com](http://www.natslv2021.com)



# 2021 IPMS /USA NATIONAL CONVENTION



## LAS VEGAS, NEVADA AUG 18 - 21, 2021

**AT THE RIO CASINO RESORT & CONVENTION CENTER**

2,000 All-Suite Rooms • 67,000 square feet of Luxuriously Appointed Convention Space  
350 Vendor Tables • 14 On-site Restaurants • Free Parking

*You'll never have to leave the resort to have a National Convention experience of a lifetime!*

**[www.natslv2021.com](http://www.natslv2021.com)**

**CONTACT US AT:**

**General Information: [director.nats2021@aol.com](mailto:director.nats2021@aol.com)**

**Vendors: [vendors.nats2021@gmail.com](mailto:vendors.nats2021@gmail.com)**