

UPDATED



KINGSTON SCALES

# Kingston Standardized Cognitive Assessment - revised + *DRIVE SCORE*

## **KSCAr<sup>+Drive</sup> ASSESSMENT FORM**

PATIENT NAME: \_\_\_\_\_ RATER: \_\_\_\_\_

DATE: \_\_\_\_\_ CASE #: \_\_\_\_\_

The KSCAr<sup>+Drive</sup> ADMINISTRATION AND SCORING Manual,  
should be used in conjunction with this form, and can be downloaded free of charge from:

[www.kingstonscales.org](http://www.kingstonscales.org) or email: [kscales@queensu.ca](mailto:kscales@queensu.ca)

© Copyright 2023 R.W. Hopkins, L.A. Kilik

Name \_\_\_\_\_ Age \_\_\_\_\_ M F  
 Date of Birth \_\_\_\_\_ Case No. \_\_\_\_\_  
 (day / month / year)  
 First Language \_\_\_\_\_  
 Education: \_\_\_\_\_  
 Last Occupation \_\_\_\_\_  
 Patient Status: Inpatient \_\_\_\_\_ Consultation \_\_\_\_\_ Outpatient \_\_\_\_\_ Other \_\_\_\_\_  
 Living Arrangement (If Not Inpatient): Alone \_\_\_\_\_ With spouse \_\_\_\_\_ Age peer \_\_\_\_\_  
 With younger caregivers \_\_\_\_\_ Institution \_\_\_\_\_  
 Present Assessment: Date \_\_\_\_\_ Time \_\_\_\_\_ a.m./p.m.  
 (day/month/year)  
 Place \_\_\_\_\_  
 Examiner \_\_\_\_\_  
 Lateral Dominance: Right \_\_\_\_\_ Left \_\_\_\_\_ Mixed \_\_\_\_\_ Unknown \_\_\_\_\_  
 For This Exam: Was Vision Adequate Yes \_\_\_\_\_ No \_\_\_\_\_  
 Was Hearing Adequate Yes \_\_\_\_\_ No \_\_\_\_\_  
 Physical Handicaps: \_\_\_\_\_  
 (Affecting Performance)  
 \_\_\_\_\_  
 \_\_\_\_\_  
 Significant Meds: \_\_\_\_\_  
 \_\_\_\_\_  
 \_\_\_\_\_

**OBSERVATIONS DURING EXAMINATION**  
 (normal response is larger and bolded)

BEHAVIOUR AT TIME OF EXAMINATION

OVERLY PERSISTENT	1	2	<b>3</b>	4	5	GIVES UP EASILY
UNCONCERNED	1	2	<b>3</b>	4	5	ANXIOUS
RELAXED			<b>1</b>	2	3	RESTLESS
FULLY ALERT			<b>1</b>	2	3	DEPRESSED LEVEL OF CONSCIOUSNESS
GOOD CONCENTRATION			<b>1</b>	2	3	EASILY DISTRACTED
COOPERATIVE			<b>1</b>	2	3	UNCOOPERATIVE
<b>LANGUAGE USAGE</b>						
ARTICULATION GOOD			<b>1</b>	2	3	ARTICULATION POOR
SPONTANEOUS SPEECH			<b>1</b>	2	3	SPEAKS ONLY WHEN SPOKEN TO
FLUENT SPEECH			<b>1</b>	2	3	NON FLUENT SPEECH
NORMAL SPEECH			<b>1</b>	2	3	PERSEVERATIVE SPEECH

## SCORING SUMMARY

NAME:	
CASEBOOK No.	
DATE:	
RATER:	

Sub-Test	Scores	Performance Comments
1. Orientation /10		
3. a) Digits Forward /5		
3. b) Digits Backward /4		
4. Word Recall /10		
5. Visual Memory /6		
6. Word Finding /10		
7. Reading /3		
8. Abstract Thinking /8		
9. Calculation /4		
10. Writing /4		
11. R/L Orientation /10		
12. Verbal Comprehension /10		
13. Delayed Word Recall /10		
14. Word Recognition /10		
15. Copying /4		
16. Spatial Reversal /5		
17. Ideomotor /3		
18. Clock Test /7		
19. Perseveration /2		

Sub-Totals			Normal Cumulative %	Dementia Cumulative %
Language /39				
Visual-Motor /31				
Memory /55				
<b>Total Score /125</b>				

			<b>FAIL ≤42</b>	<b>“GREY” 43-45</b>	<b>PASS ≥46</b>
<b>Drive Score /47</b>					

## RECORD ALL RESPONSES

### 1. ORIENTATION

"WHAT IS"	Responses and Observations		
1. "YOUR FULL NAME?" _____		0	1
2. "YOUR AGE?" _____		0	1
3. "YOUR BIRTH DATE?" _____		0	1
4. "WHERE ARE WE NOW?" _____		0	1
5. "WHAT CITY (TOWN OR VILLAGE) IS THIS?" _____		0	1
6. "WHAT DAY OF THE WEEK IS THIS?" _____		0	1
7. "WHAT MONTH IS THIS?" _____		0	1
8. "WHAT YEAR IS THIS?" _____		0	1
9. "WITHOUT LOOKING AT YOUR WATCH" (or THE CLOCK) WHAT IS THE TIME OF DAY?" _____		0	1
10. "WHAT IS THE SEASON?" _____		0	1
TOTAL _____		/10	

### 2. REMOTE MEMORY (Verify If Possible)

1. "WHERE WERE YOU BORN?" _____		0	1
2. "WHERE DID YOU GO TO SCHOOL?" _____		0	1
3. "WHAT WAS YOUR FATHER'S NAME?" _____		0	1
4. "WHAT WAS YOUR MOTHER'S NAME?" _____		0	1
5. "HOW MANY BROTHERS AND SISTERS DID YOU HAVE?" _____		0	1

### 3. DIGIT REPETITION

[1 digit/second, even tone of voice; record responses; administer Trial II only if patient fails Trial I; continue until both are failed]

#### a) Digits Forward

**"I AM GOING TO SAY SOME NUMBERS. LISTEN CAREFULLY, AND WHEN I AM THROUGH, SAY THEM RIGHT AFTER ME."**

- |                                      |   |   |
|--------------------------------------|---|---|
| 1. Trial I: <b>3-7</b> _____         |   |   |
| Trial II: <b>5-2</b> _____           | 0 | 1 |
| 2. Trial I: <b>9-4-6</b> _____       |   |   |
| Trial II: <b>7-1-8</b> _____         | 0 | 1 |
| 3. Trial I: <b>2-5-8-1</b> _____     |   |   |
| Trial II: <b>4-7-3-2</b> _____       | 0 | 1 |
| 4. Trial I: <b>3-1-9-5-8</b> _____   |   |   |
| Trial II: <b>7-5-9-1-4</b> _____     | 0 | 1 |
| 5. Trial I: <b>5-3-7-2-8-6</b> _____ |   |   |
| Trial II: <b>7-1-8-5-6-9</b> _____   | 0 | 1 |

TOTAL \_\_\_\_/5

#### b) Digits Backward

**"NOW I AM GOING TO SAY SOME MORE NUMBERS, BUT THIS TIME WHEN I STOP I WANT YOU TO SAY THEM BACKWARDS. FOR EXAMPLE, IF I SAY 7-1-9, WHAT WOULD YOU SAY?"**

- |                                    |   |   |
|------------------------------------|---|---|
| 1. Trial I: <b>2-4</b> _____       |   |   |
| Trial II: <b>5-8</b> _____         | 0 | 1 |
| 2. Trial I: <b>6-9-2</b> _____     |   |   |
| Trial II: <b>4-1-5</b> _____       | 0 | 1 |
| 3. Trial I: <b>8-3-7-1</b> _____   |   |   |
| Trial II: <b>4-9-8-6</b> _____     | 0 | 1 |
| 4. Trial I: <b>1-6-2-8-5</b> _____ |   |   |
| Trial II: <b>6-1-7-4-3</b> _____   | 0 | 1 |

TOTAL \_\_\_\_/4

#### 4 . WORD RECALL

Use 10 word list (TABLE, FOOTBALL, WINDOW ... APPLE).  
USE A BLANK SHEET OF PAPER (i.e. page 7) TO COVER THE WORDS THAT YOU HAVE NOT YET PRESENTED. SLIDE THE PAPER DOWN THE LIST SEQUENTIALLY EXPOSING THE LIST ONE WORD AT A TIME.

Present each word for 2 seconds. Ask the subject to

**“PLEASE READ ALOUD EACH WORD THAT I SHOW YOU.”**

DO NOT TELL THE SUBJECT TO TRY AND REMEMBER THEM.

After presenting all 10 words, cover the list and ask the subject

**“PLEASE TELL ME AS MANY OF THE WORDS FROM THAT LIST AS YOU CAN, IN ANY ORDER”**

Score = number correct (max = 10).

TABLE	_____	FOOTBALL	_____	WINDOW	_____
ROSE	_____	COMPUTER	_____	GLOVE	_____
MOON	_____	FORK	_____	GOLD	_____
APPLE	_____				
				TOTAL	_____/10

#### 5. VISUAL MEMORY [3 designs on 3 pages 10, 12, 14]

[Hand patient blank page and pencil with eraser]

**"HERE IS A PIECE OF PAPER FOR YOU. I AM GOING TO SHOW YOU A FIGURE. I WOULD LIKE YOU TO STUDY IT FOR 10 SECONDS AND THEN I WILL TAKE IT AWAY AND I WANT YOU TO DRAW IT FROM MEMORY."**

[Remove design after 10 secs; mark the top of the page as used by the patient; repeat instructions for each design as you hand patient another blank page]

Design 1	_____	0	1	2
Design 2	_____	0	1	2
Design 3	_____	0	1	2
		TOTAL	_____/6	

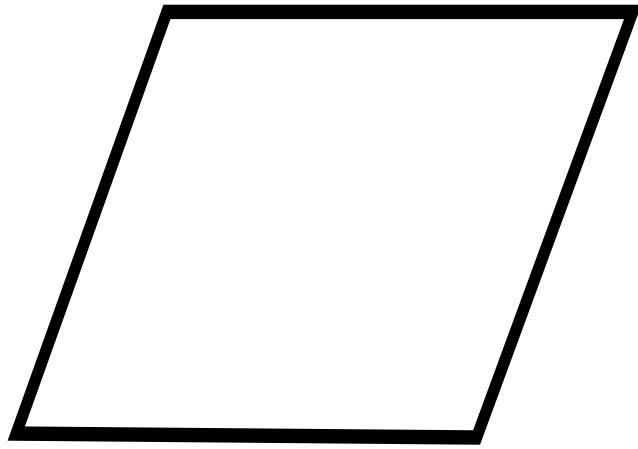
Note: Pages 9, 11, 13, and 20 are blank for subject responses.

USE THIS PAGE TO COVER WORD LIST

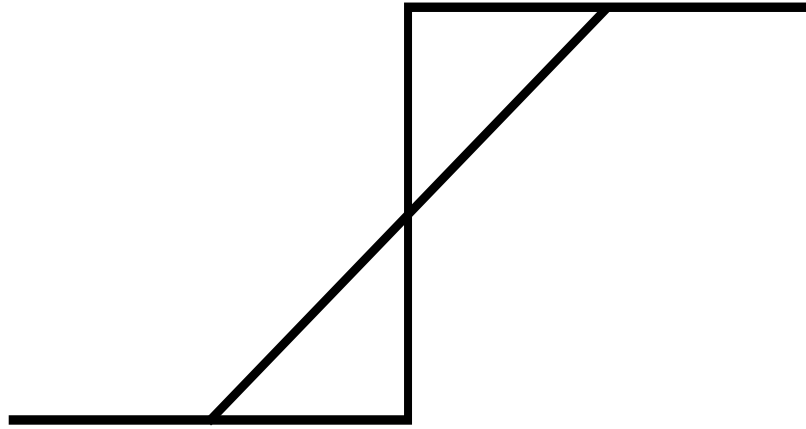
**TABLE**  
**FOOTBALL**  
**WINDOW**  
**ROSE**  
**COMPUTER**  
**GLOVE**  
**MOON**  
**FORK**  
**GOLD**  
**APPLE**



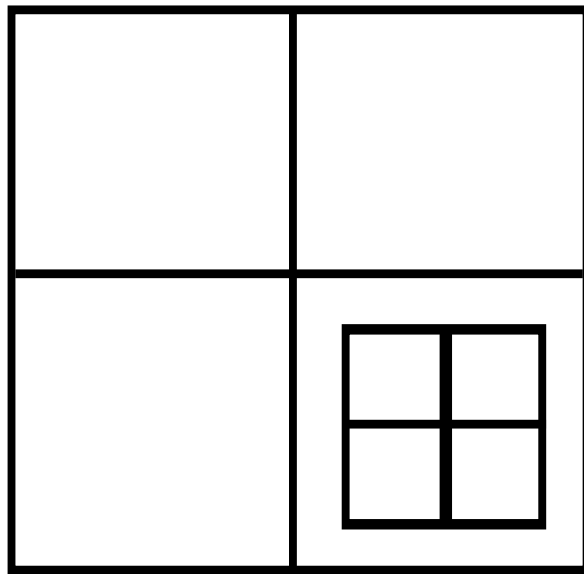












**6. WORD FINDING** [2 picture pages (16, 17)]

Point to each of the pictures in turn **"TELL ME WHAT YOU CALL THIS"**

	SCORE	If Incorrect, Record Response
1. KITE	0 1	_____
2. BICYCLE	0 1	_____
3. SPADE (SHOVEL)	0 1	_____
4. FOOT	0 1	_____
5. BOTTLE	0 1	_____
6. UMBRELLA	0 1	_____
7. ELEPHANT	0 1	_____
8. CHIMNEY	0 1	_____
9. PEDAL (Use Pic 2)	0 1	_____
10. SPOKES (Use Pic 2)	0 1	_____
_____ →		TOTAL _____/10

**7. READING COMPREHENSION** [Story page (18)]

**"NOW I WOULD LIKE YOU TO READ A SHORT STORY AND THEN I WILL ASK YOU SOME QUESTIONS ABOUT IT. PLEASE READ SO THAT I CAN HEAR YOU."**

[Hand patient the story page; Patient must have story in their possession when answering questions; Tell patient to refer to text; note articulation!]

**Mr. Davis had to go to Toronto. He decided to go by bus. His daughter drove him to the bus terminal, but on the way there they ran out of gas. However, they arrived at the terminal just in time for him to catch the bus.**

[ ] Unable To Read


(If patient is unable to read, or does so with great difficulty, proceed to next task.)

**"WHAT CITY WAS MR. DAVIS TRAVELLING TO?"** \_\_\_\_\_ 0 1

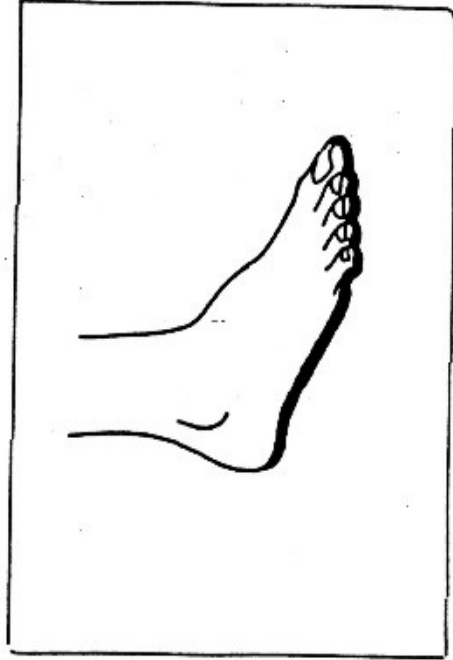
**"HOW DID HE INTEND TO GET THERE?"** \_\_\_\_\_ 0 1

**"WHERE WAS HIS DAUGHTER DRIVING HIM?"** \_\_\_\_\_ 0 1

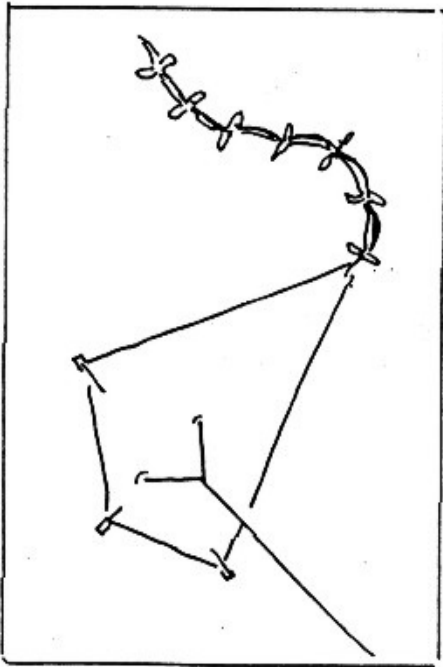
TOTAL \_\_\_\_\_/3



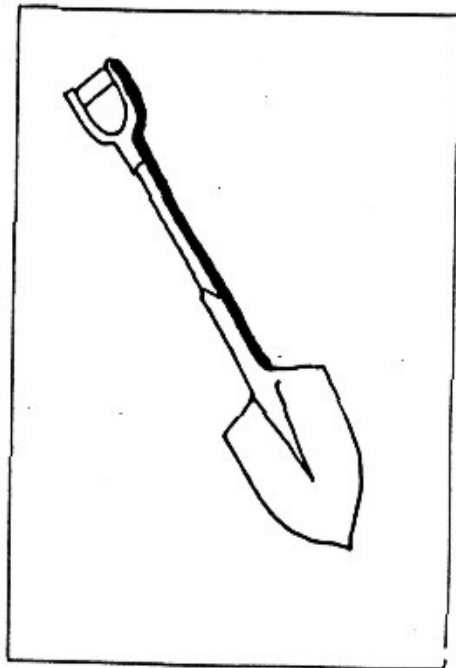
2



4




1

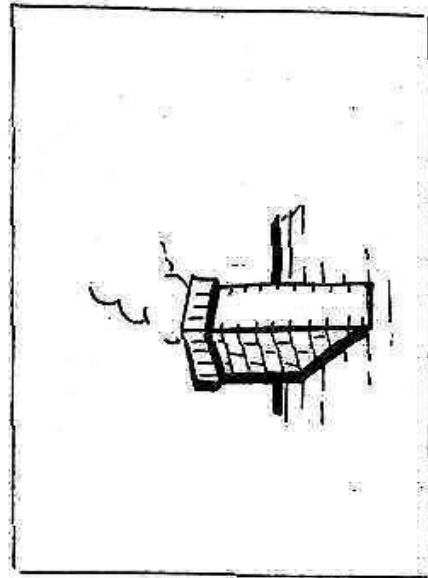


3

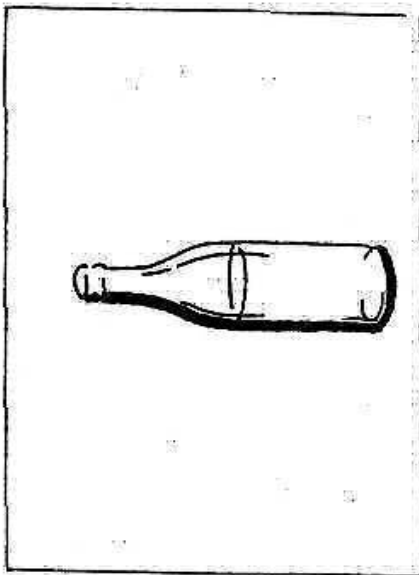





6



8



5



7

**Mr. Davis had to go to Toronto.**

**He decided to go by bus.**

**His daughter drove him to the  
bus terminal, but on the  
way there they ran out of gas.**

**However, they arrived at  
the terminal just in time for  
him to catch the bus.**

**8. ABSTRACT THINKING** [RECORD ALL RESPONSES]**1. "IN WHAT WAY ARE CARROTS AND BEANS ALIKE?"**

[If patient fails to give a 2 point answer, say "THEY ARE BOTH VEGETABLES"]

\_\_\_\_\_ 0 1 2

**2. "IN WHAT WAY ARE A SHIRT AND A SWEATER ALIKE?"**

[If patient fails to give a 2 point answer, say "THEY ARE BOTH ITEMS OF CLOTHING"]

\_\_\_\_\_ 0 1 2

**3. "IN WHAT WAY ARE A DOG AND A COW ALIKE?"** [No help]

\_\_\_\_\_ 0 1 2

**4. "IN WHAT WAY ARE A CAR AND A BICYCLE ALIKE?"** [No help]

\_\_\_\_\_ 0 1 2

TOTAL \_\_\_\_/8

**9. CALCULATION****"I WANT TO ASK YOU A FEW MORE QUESTIONS: HOW MUCH IS"...**1. **2 PLUS 4 (2 + 4) =** \_\_\_\_\_ 0 12. **9 MINUS 2 (9 - 2) =** \_\_\_\_\_ 0 13. **5 TIMES 5 (5 X 5) =** \_\_\_\_\_ 0 14. **56 DIVIDED BY 7 (56 ÷ 7) =** \_\_\_\_\_ 0 1

TOTAL \_\_\_\_/4

**10. WRITING** [Use blank page (20)]**"NOW I WOULD LIKE YOU TO WRITE SOMETHING "**a) **"FIRST YOUR NAME, PLEASE".** 0 1b) **"AND NOW I WANT YOU TO WRITE: KINGSTON, ONTARIO, CANADA"\***

[Repeat, if patient forgets it]

0 1 2 3

\* use a more familiar local address (of similar length) if the patient is not from Kingston.

Note: Patient must write (i.e. use script) not print. If patients start to print, correct them, if they persist, score is 0.

TOTAL \_\_\_\_/4

*(Use this page for Writing)*

**11. RIGHT/LEFT ORIENTATION and****12. VERBAL COMPREHENSION**

NOTE: while Right/Left Orientation and Verbal Comprehension are run together as one task, they are scored separately as two distinct tasks. Ask the patient to

	<b>R / L</b>	<b>Part</b>
1. "TOUCH YOUR LEFT SHOULDER." _____	0 1	0 1
2. "TOUCH YOUR RIGHT ELBOW." _____	0 1	0 1
3. "TOUCH YOUR RIGHT EAR." _____	0 1	0 1
4. "TOUCH YOUR LEFT HAND." _____	0 1	0 1
5. "TOUCH YOUR RIGHT ANKLE." _____	0 1	0 1
6. "TOUCH YOUR LEFT KNEE." _____	0 1	0 1
7. "TOUCH YOUR LEFT THUMB." _____	0 1	0 1
8. "POINT TO MY LEFT HAND." _____	0 1	0 1
9. "POINT TO MY RIGHT ARM." _____	0 1	0 1
10. "POINT TO MY RIGHT ELBOW." _____	0 1	0 1

TOTAL Sub-Test 11 \_\_\_\_\_/10

TOTAL Sub-Test 12 \_\_\_\_\_/10

**13. DELAYED WORD RECALL**

**"PLEASE TELL ME AS MANY WORDS THAT YOU CAN REMEMBER FROM THE LIST THAT I SHOWED TO YOU EARLIER, IN ANY ORDER"**

Score = number correct (max = 10).

TABLE _____	FOOTBALL _____	WINDOW _____
ROSE _____	COMPUTER _____	GLOVE _____
MOON _____	FORK _____	GOLD _____
APPLE _____		

TOTAL \_\_\_\_\_/10

### 14. WORD RECOGNITION

After completing the recall, show the subject the second list of 20 words [pages 23,24] (TABLE, HOUSE, BOWL, .. BIRD), point to the first word and say to the subject





















**“DID YOU SEE THIS WORD ON THE LIST THAT I SHOWED TO YOU EARLIER OR IS THIS A NEW WORD?”**

Repeat these instructions for the 2nd word. But for the 3rd word say **“HOW ABOUT THIS ONE?”**

For the 4th word onward, use either instruction as seems necessary.

After completing the 1st page go to the second one (GLOVE, KING ....)

Score = total number of correct responses i.e. IN/10 + NOT IN/10 = Total/20 ÷ 2 (max = 10).

	IN	NOT IN
TABLE		
HOUSE		
BOWL		
FOOTBALL		
WINDOW		
LAKE		
ROSE		
DRESS		
WHEAT		
COMPUTER		
GLOVE		
KING		
MOON		
CLOCK		
GIFT		
FORK		
GOLD		
STORE		
APPLE		
BIRD		

	IN	NOT IN
<b>SCORE</b>		
	/10	/10

TOTAL = \_\_\_\_\_ /20 ÷ 2 = \_\_\_\_\_ /10

**TABLE  
HOUSE  
BOWL  
FOOTBALL  
WINDOW  
LAKE  
ROSE  
DRESS  
WHEAT  
COMPUTER**

**GLOVE  
KING  
MOON  
CLOCK  
GIFT  
FORK  
GOLD  
STORE  
APPLE  
BIRD**



**15. COPYING** [2 design pages (26, 27)]**"HERE I HAVE A FIGURE FOR YOU TO COPY"** [avoid naming designs].

a.) [diamond] \_\_\_\_\_ 0 1 2

b.) [arrow] \_\_\_\_\_ 0 1 2

TOTAL \_\_\_\_\_/4

**16. SPATIAL REVERSAL****"NOW I WANT YOU TO DRAW ANOTHER ONE LIKE THIS"** [point to arrow]**"BUT THIS TIME POINTING THE OPPOSITE WAY".** [avoid indicating direction]. 0 5

TOTAL \_\_\_\_\_/5

**17. IDEOMOTOR**1. **"SHOW ME HOW YOU WOULD STIR A CUP OF TEA"** \_\_\_\_\_ 0 12. **"SHOW ME HOW YOU WOULD HAMMER A NAIL"** \_\_\_\_\_ 0 13. **"SHOW ME HOW YOU WOULD BLOW OUT A CANDLE"** \_\_\_\_\_ 0 1

TOTAL \_\_\_\_\_/3

**18. CLOCK** [4 circle pages (28 - 31)]

[1st circle - blank]

**"I WANT YOU TO WRITE IN THE NUMBERS, AS ON A CLOCK FACE."** 0 1 2

[2nd circle - blank]

**"ON THIS CIRCLE DRAW IN THE HANDS TO MAKE IT SAY 9 O'CLOCK."** 0 1 2

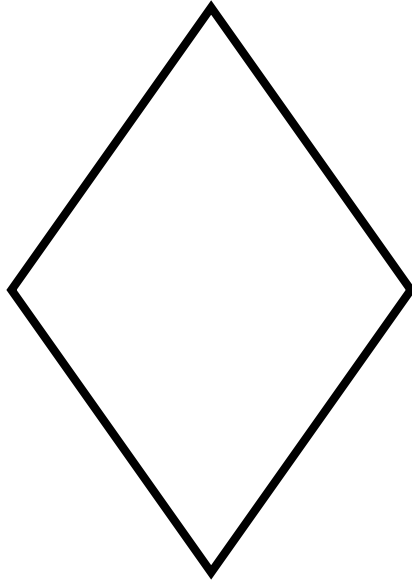
[3rd circle - numbered]

**"NOW TRY THIS ONE. PUT IN THE HANDS FOR 5 PAST 10. MAKE IT SAY 5 PAST 10."** 0 1 2


[4th circle - numbered and hands (20 past 8)]


**"WHAT TIME IS IT ON THIS CLOCK?"** 0 1


TOTAL \_\_\_\_\_/7

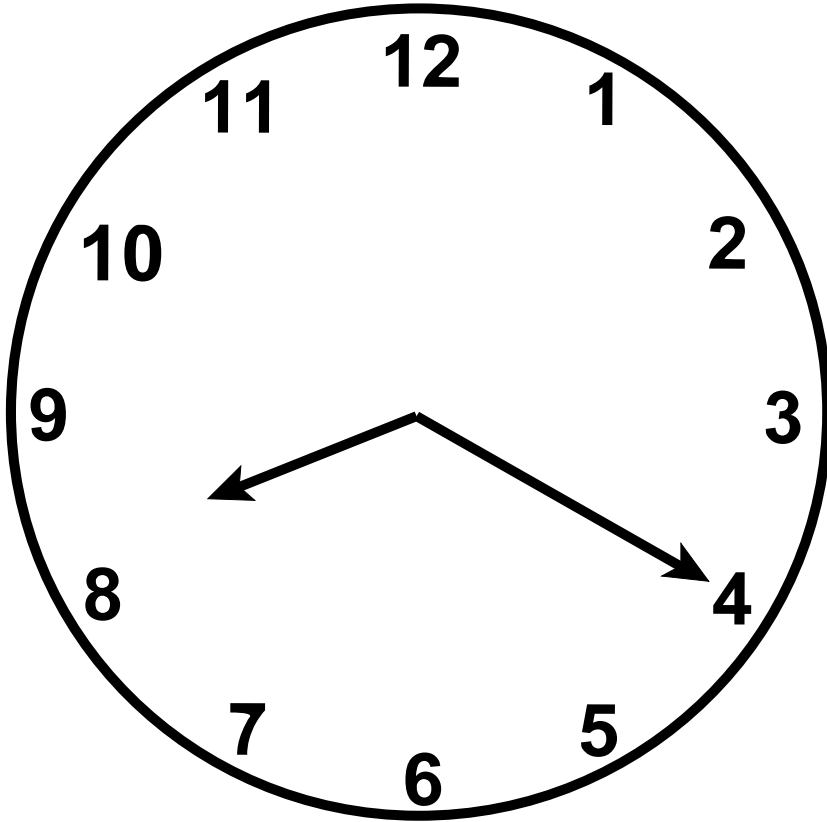












**19. PERSEVERATION**a) *Motor Pattern:*

[Demonstrate touching table alternately first with palm of hand and then with fist on edge, i.e., thumb facing up. Movements should be alternated at a rate of not faster than one movement per ½ second and no slower than one movement per second. Have the patient copy your motions for 5 trials or until you are sure that the patient has learned the pattern.]  
 If patient is unable to learn the task within 10 trials, discontinue and score 0.  
 If patient has successfully learned the task, then say:

**"I WANT YOU TO REPEAT THIS MOVEMENT ON YOUR OWN UNTIL I SAY 'STOP'."**

[If patient is unable to do this after several attempts, say "STOP". Otherwise let him/her do at least five repetitions using his/her preferred hand.]

0 1

b) *Visual Pattern:* [sheet with pattern (page 33)]

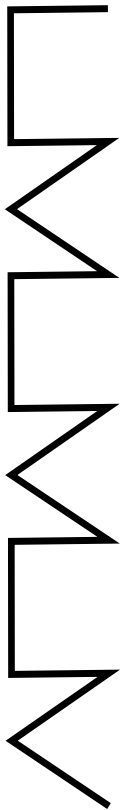
**"I WANT YOU TO COPY THIS PATTERN. START COPYING BELOW THE EXAMPLE, AND THEN CONTINUE IT TO THE END OF THE PAGE. START HERE"**

[Point to the space below the pattern. Encourage patient to continue to right margin of page, such that the design is not just copied, but repeated twice. If patient makes an error while copying the pattern (but not while continuing it) draw it to the patient's attention the first time and refer back to the pattern. After this, no further help.]

0 1

TOTAL \_\_\_\_/2





# SCORE ANALYSIS Page 1

(See KSCAr<sup>+Drive</sup> Manual)

## START

**STEP 1:**  
**Previous level?**  
 (Premorbid Level)

WHAT LEVEL DID THE INDIVIDUAL FUNCTION AT PREVIOUSLY?

Above Avg \_\_\_\_\_

Average \_\_\_\_\_

Below Avg \_\_\_\_\_

Normals		
Score	Cumulative Percent	Descriptive Range
122	97	▲
118	95	A
115	87	V
114	82	G
113	77	A V E R A G E
112	70	
111	58	
110	47	
109	33	E
107	28	
106	13	A
105	12	V
104	5	G
103	2	▼

**USING the CHART for NORMALS** (right)

CIRCLE the INDIVIDUAL'S TOTAL SCORE and READ the CUMULATIVE PERCENT and RANGE that the SCORE FALLS IN.

Cumulative Percent \_\_\_\_\_

Range: Above Avg \_\_\_\_\_

Average \_\_\_\_\_

Below Avg \_\_\_\_\_

**STEP 2:**  
**Compare to Normals**

**STEP 3:**  
 Is there evidence of decline?

Is THERE a DIFFERENCE BETWEEN the INDIVIDUAL'S SCORE and YOUR PREMORBID ESTIMATE?

**NO** ←

→ **YES**

**STOP!**

The INDIVIDUAL'S SCORE is in the ESTIMATED RANGE (or higher). **NO FURTHER ANALYSIS** is NEEDED. THEREFORE, SIGNIFICANT BRAIN DAMAGE is UNLIKELY.

FURTHER ANALYSIS IS REQUIRED GO TO STEP 4 ON NEXT PAGE

# SCORE ANALYSIS Page 2

## STEP 4: What is the degree of decline?

USING THE CHART FOR DEMENTIA (right),  
CIRCLE the INDIVIDUAL'S **TOTAL SCORE**  
and READ the **CUMULATIVE PERCENT**  
and RANGE.

Cumulative Percent \_\_\_\_\_

Range:      Mild \_\_\_\_\_  
              Moderate \_\_\_\_\_  
              Severe \_\_\_\_\_



**GO TO NEXT PAGE**

DEMENTIA		
Score	Cumulative Percent	Descriptive Range
105	95	M I L D
102	89	
100	85	
98	79	
96	73	M O D E R A T E
95	71	
94	67	
92	60	
81	56	
89	50	
87	45	
85	41	
83	36	S E V E R
81	30	
79	25	
77	21	
76	17	
70	10	
60	5	

# SCORE ANALYSIS Page 3

## SUB-TOTAL SCORES

**STEP 5:** Which area(s) are most affected?



**CIRCLE the 3 SUB-TEST SCORES** on the CHART (at right).  
**OBTAIN LEVELS and DESCRIPTIONS** for EACH.

	LANG	VIS-MOT	MEM
Cum%	_____	_____	_____
	(Circle One)	(Circle One)	(Circle One)
	Unimp*	Unimp*	-
	Mild	Mild	Mild
	Mod	Mod	Mod
	Severe	Severe	Severe

\* Unimpaired

## DEMENTIA

Language			Visual-Motor			Memory		
Score	Cumulative Percent	Description	Score	Cumulative Percent	Description	Score	Cumulative Percent	Description
39	100	U	31	100	U	39.5	99	M
		N			N	36.5	95	I
		I			I	35.5	91	L
38	77	*	30	85	*	34	83	D
37	64	M	29	78		33	79	
		I	28	67	M	32	74	M
		L			I	31	66	O
36	50	D	27	65	L	29	59	D
35	42		25	58	D	27.5	55	E
		M	24	50		27	51	R
		O			M			A
34	36	D	23	42	O	26	43	T
		**			D			
			21	36	**	25	34	
33	30		20	29		24	26	
32	23	S	19	23	S	23	21	S
31	15	E	18	15	E	22	16	E
30	8	V	16	9	V	20.5	10	V
27	5	***	14	5	***	17	5	***

\* UNIMPAIRED  
 \*\* MODERATE  
 \*\*\* SEVERE



GO TO NEXT PAGE

# SCORE ANALYSIS Page 4

## STEP 6: Should he/she drive a car?

DRIVE Score	Percentage of subjects who PASSED Road Test	Percentage of subjects who FAILED Road Test
47	100	0
46	83.3	16.7
45	71.4	28.6
44	50	50
43 *	not-computed	not-computed
≤42	0	100

\* As only 1 person in the sample scored 43, and passed the road test, the percentages passed/failed were not calculated for this table.