



The WILDCAT



Holy Glue-Spill! We've added ANOTHER another Section. The Insanity!

Vol. 7, No. 7

Published by AMPS Central South Carolina

October, 2016

Inside This Issue

Meeting Minutes.....1-4

Upcoming Events.....5-6

New Releases.....7-8

Members Build Blogs.....8-9

New Techniques..... [none]

Interesting Articles.....10-24

Club "Contest"25-28

USA AFV Register.....28

Support Our Vendors.....29

Classified Ads.....30

The Day Room (Editor).....30

Welcome to the latest issue of our newsletter. We try REALLY hard to publish this each month, but sometimes stuff happens, or you know, CRS flair ups occur. Of course, what's published in this newsletter is probably out of date, known by everyone already, or completely off-topic. Maybe everyone will like the pretty colors, but then your ink cartridge will probably run out after only printing a couple pages. This paragraph is what's known as "filler text", which we needed since we added the snazzy table of contents and this area was kind of empty.

Additionally, we have returned the "Classified Ad" section to the newsletter. This section will give you a space to advertise items you want to barter, swap, sale or trade. Or even a request for research material. Check it out. Contact the seller directly. Note personal email addresses are not listed on the public site. Contact the seller directly via his/her email addresses. **Also check out our Club "Contest" inside this issue.**

Check out our website for more info & photos:
<http://www.ampscentralsouthcarolina.org/>



Visit us on Facebook at:
<https://www.facebook.com/ampscentralsouthcarolina>

Regular Meeting Minutes, 14 September, 2016

Our last meeting was held on Wednesday, September 14, 2016 from 6-8 pm at the HobbyTown store in the Publix Shipping Center (North Pointe Shopping Center), Two Notch Road, Columbia (NE). We had 21 members in attendance, and they brought in 25 models for Show & Tell, plus pictures e-mailed by Daniel Karnes (he had to work). This month's raffle prize was DML's 1/35 "Stug III Ausf. C/D Sd.Kfz. 142" kit (#6009) won by Bryan Moeller.

1. T-34/85 No. 183 Factory "Berlin 1945" (Academy), 1/35 – Daniel Karnes [T-34 Group Build]

2. T-34/85 Mod. 1944 (DML + scratch built Engine Louvers, Fuel Tank Straps, Master Club Tracks, Aber PE & Barrel), 1/35 – Tom Wingate **[T-34 Group Build]**
3. Mk. I Male WWI Heavy Battle Tank (Takom + Mr. Modellbau Korrekturret), 1/35 – John Currie
4. Mk. I Female WWI Heavy Battle Tank (Takom + Mr. Modellbau Korrekturret), 1/35 – John Currie
5. Mk IV Male w/ Crib (Trench Crossing Device) (Takom + Model Cellar Prod., Panzer Shop resin “Grabs for 20.5” Tracks British WWI Tanks”), 1/35 – John Currie
6. 3cm Mk 103 Zwilling Flakpanzer IV “Kugelblitz” (Cyber Hobby #9109 + DML Pz IV J, Griffin PE, R&J Resin “Interior Lower Hull Front”), 1/35 – Bryan Moeller
7. U.S. Army 3 inch AT Gun M5 on Carriage M6 (AFV Club), 1/35 – Carl Wethington
8. U.S. Army 3 inch AT Gun M5 on Carriage M6 (KMC Resin Conversion + Italeri 105mm Howitzer), 1/35 – Carl Wethington
9. T-34/85 (DML #6810 + Eduard PE), 1/35 – Carl Wethington **[T-34 Group Build]**
10. T-34/76 Factory No. 122 (AFV Club + Detail Master Wiring, Master Club Tracks), 1/35 – Phil Cavender **[T-34 Group Build]**
11. British Infantry 1855 (Franklin Mint?), 90mm – Tom McCoy
12. M41 “Walker Bulldog”, Korea 1950 (Tamiya), 1/35 – Tom McCoy
13. T26E4 Super Pershing Pilot #1 (Hobby Boss + Fruel metal tracks, metal barrel), 1/35 – Trevor Edwards
14. Panzerkampfwagen VI Tiger I Sd.Kfz. 181 Ausf. E (finishing uncle’s 1970s build; Tamiya + self-cast Road Wheels, Model Club workable plastic tracks), 1/35 – Dave Cicimurri
15. Panther G (Tamiya + extended Tamiya tracks for proper sag), 1/35 – Brandon Hollis
16. KIFV UN (Academy), 1/35 – Brandon Hollis
17. British Higgins Boat LVT & US Jeep (Airfix), 1/72 – Bob Kerfonta
18. Zis 5V Russian 1.5 ton Truck (Tamiya), 1/48 – Bob Kerfonta
19. U.S. Medium Tank M4A3 Sherman 75mm Gun Late Production (Tamiya), 1/35 – Noah Brandes
20. OT-34 (DML), 1/35 – Ben & Noah Brandes **[Father/Son T-34 Group Build]**
21. T-34/76 Factory No. 112 (DML + Kit Maker/Tank Workshop resin Turret), 1/35 – Tim Darrah **[T-34 Group Build]**
22. T-34/76 (Darius Miniatures “Wedgie”), 1/35 – Steve Reid **[T-34 Group Build]**
23. “Russian Female Tank Crew” (Yosci #HY35-R02 resin), 1/35 – Mike Roof
24. M4A3 (76) W VVSS Sherman “Battle of The Bulge” (DML + Miniart U.S. Tank Crew - NW Europe), 1/35 – Michael Child
25. IDF Centurion Nagmashot APC? (Tamiya Chieftain # 35068 + AEF Designs Conversion, Verlinden Israeli M60 Blazer Up-Armor Reactive Armor Blocks, some scratch building. Built around 1989), 1/35 – Keith Frape
26. French AMX-10 RCR Tank Destroyer with SEPAR (Tiger Model #4602), 1/35 – Keith Frape

Photo Album on our webpage:

<http://media5ik1.onlineview.it/FullScreenSlideShow.aspx?gallery=4780643&mt=Photo>

Business items:

1) Treasurer's report: No changes, current bank balance is approximately \$4,186.82 with approximately \$200 cash-on-hand. Pending major expense is \$300 to update our website. We will commit the funds to convert our WebBuilder to version 7.0 over the next month.

2) The trip to the American Armor Foundation (AAF) Museum, Danville, VA is on track. We have reserved two, 7-pax rental vans (possible to reserve another). Currently have 12 members signed up with 2 seats still left. Cost per head will be \$34.50 + share of the gas if we get 14 riders. (If we don't fill all 14 seats, we can either cancel one van or spread the prorated cost to everyone going.) Museum tickets will be \$9 if we reserve them ahead of time. Steve Reid and Mike Roof will drive, picking up the vans from CAE on Friday, 14 Oct, and returning them on Sunday, 16 Oct. Request that all riders pay in advance NLT our 12 Oct regular meeting. We have several members who will join us in Danville. Mike Roof will need a firm list of those folks to reserve the museum tickets.

NOTE: Shortly after the meeting, we had several members who had to cancel their participation in this trip. After consultation with Steve Reid (who was renting the vans), I made the decision to cancel the vans. Without filling all of the available seats, renting the vans was simply too expensive on a person-by-person basis. I sent an email out to everyone in the club, informing them of this change and proposing an alternate movement plan. The present plan is to carpool in personal autos. I believe that everyone who had originally signed up for the van trip has found someone to ride with. We will still plan to rendezvous at the museum at about 1030-1100 am and enter as a group (to get the group entry price). We will reimburse those members (Phil, Tim, and Dave C.) who paid in advance for the trip at the October meeting.

3) Our next Saturday "Club Build Day" is set for Saturday, 24 Sep, 2016, 11 am – 7:30 pm at Mike Roof's house. Everyone expressed satisfaction with take-out pizza for lunch.

4) The November trip to Ft. Benning to tour the NACM is on for the weekend of 4-6 Nov. David Hobbs (our POC) has contacted me to say that those dates are good. The itinerary is to drive to Columbus, GA on Friday, tour the museum on Saturday, and return on Sunday. Travel will be by personal auto, either drive yourself or ride with another club member. Tentatively we will take our POC and a guest to dinner on Friday or Saturday (paid for by the club). David Hobbs has suggested the "In Town Suites" 6040 Knology Way, Columbus, GA as a good place to stay. Dave Varettoni is still researching lodging options based on approximately 10-14 hotel guests. He expects to inform the club of his findings so that we can select a place during the October meeting.

5) Mike Reaves, president, Atlanta AMPS has given us the go-ahead to do a club build (T-34 builds) display at their 17-19, February, 2017 show. You will be able to register and get your model judged and then have it placed by the runners with our club display. Mike Roof has also got a tentative OK from Mike Petty to do the same thing at the 2017 AMPS I-Con in Danbury.

6) We discussed the possibility for monthly "programs" for our meetings as well as the desirability of having monthly "Show & Tell Themes." The consensus was to not try to plan these out, but to continue with our current meeting routine. It was suggested that we could organize "special" off-schedule meetings at members' homes for in-depth how-to sessions. Also, the hobby shop is planning a program of model building how-to events. It was felt by the club members in attendance that we, as a group, could become involved in this.

7) New Business:

a. We will survey the club members at the next meeting (October) to see if we should place another order for club tee-shirts.

b. We welcomed a new member, Clint McCloud, into the club. Welcome aboard, Clint!

Tentative Agenda, Regular Meeting, 12 October, 2016

Our next regular meeting will be held on Wednesday, 12 October, 2016, 6-8 pm, at the HobbyTown store in the Publix Shopping Center (North Pointe Shopping Center), on Two Notch Road, Columbia (NE).

Tentative Agenda Business items:

1) Treasurer's report: No changes, current bank balance is \$4,186.82 with approximately \$200 cash-on-hand. Pending major expense is \$300 to update our website. We will commit the funds to convert our WebBuilder to version 7.0 over the next month.

2) Finalize plans for the trip to the American Armor Foundation (AAF) Museum, Danville, VA. The museum opens at 10am. We should plan to meet 10-1030 am. ALL group tickets must be purchased at once, by one person, so you need to be there on time to get the discounted admission. We should be able to use the cafe or picnic area, so you can bring lunch with you (brown bag or cooler).

3) We held our Saturday "Club Build Day" on Saturday, 24 Sep, 2016, 11 am – 7:30 pm at Mike Roof's house. We had 16 members attend, including Tony Abbott's brother Tommy and Sheila. Question: Do we want to repeat this event, and if "yes" what should be our next date? Saturday, 3 or 10 December would be in keeping with the quarterly interval.

4) The November trip to Ft. Benning to tour the NACM is on for the weekend of 4-6 Nov. We need to choose a lodging location at this meeting if we want to try to all stay at the same place. We need to finalize our movement plan and commo. **WE WILL NOT HAVE ANOTHER REGULAR MEETING BEFORE THIS TRIP.**

5) Question: Do we want to place another group order for club tee-shirts?

6) Floor will be open for new business.

7) By request, Mike Roof will give a short description and SBS on how to "pin" vinyl tracks to replicate track sag. This is an "old school" technique that's not used very often today given the wide availability of link-to-link and link-'n-length tracks in kits and AM.

Regular Show & Tell to follow the business portion of the meeting. All topics and model subjects are welcome – completed builds, works in progress, "new stuff" (kits, books, tools, materials, etc). Don't forget, if you can make it, the "meeting after the meeting" for dinner and socializing. This month, as usual, we'll probably go to Schianos next door, but we're open to other ideas...

Mike Roof

REMINDER: **The HobbyTown USA store will close at 7:00 pm (1900).** This means that all purchases at the store must be made before then so that the cash registers can be closed.

6:15 pm (1810): Admin business and Show & Tell.

6:50 pm (1850): Break: Shopping & Social Mixer. Cash registers close at 8:00 pm.

7:10 pm (1910): Reconvene: Continue Show & Tell: Builds and WIPs

8:00 pm (2000): Meeting ends (officially)

Regular meetings are held on 2nd Wednesdays of each month at 6:00 pm (1800) at the HobbyTown USA store, 10120 Two Notch Road, Suite 5, Columbia, SC 29223, (803) 736-0959.

Up-coming Events

South Carolina Modelers 18th Annual Fall Model Contest, October 15, 2016, Cokesbury United Methodist Church, Gym, 4990 Dorchester Road, North Charleston, SC, 29418. More information about this show can be found at <https://www.facebook.com/South-Carolina-Modelers-Association-154759921252065/?fref=ts>.



AAF TANK MUSEUM, America Armored Foundation (AAF) Museum's "Run Day", on Saturday, October 15, 2016, 3401 US Highway 29, Danville, VA 24540, Call: 434-836-5323. Info on the museum can be found on their webpage: <http://www.aaftankmuseum.com/>



AAF TANK MUSEUM

American Armoured Foundation, Inc.
Tank and Ordnance War Memorial Museum

National Armor and Calvary Museum Group Trip, Ft. Benning, Georgia, November 4-6, 2016.



Atlanta Armor, Figure, and Modeling Contest and Exhibition, February 17-19, 2017 at the Atlanta Marriott Century Center. Atlanta Marriott Century Center, 2000 Century Blvd., Atlanta, GA 30345, 404-325-0000. <http://www.ampsatlanta.org/amps-atlanta-annual-show.html>



AMPS ATLANTA 2017
BIG GUNS
FEBRUARY 17 - 19 2017

Join us for our 9th annual AMPS Atlanta model contest and show! Our show provides a great opportunity to tune up your models in time for the AMPS Nationals. There are loads of vendor tables, not to mention great Southern hospitality and weather. All models are judged using the AMPS open system.

Not just a model show, there will be great figures on display as well as educational seminars.

Eligibility for the "Big Guns" show theme is defined by models of tracked gun tanks with a main armament of 88mm and larger

Atlanta Marriott Century Center
2000 Century Blvd.
Atlanta, GA 30345
404.325.0000


www.ampsatlanta.org
www.facebook.com/groups/ampsatlanta/

AMPS 2017 International Convention, Crown Plaza Hotel, 18 Old Ridgebury Road, Danbury, CT 06810, Phone: (203) 794-0600, April 20 to 22, 2017. See the AMPS Homepage for info at: <http://www.amps-armor.org/ampssite/default.aspx>



AMPS 2017 INTERNATIONAL CONVENTION

April 20 to 22, 2017
Crown Plaza Hotel
Danbury, CT



2016 New Releases

- **Battle of the Somme Centenary** – Airfix, 1/72nd scale Gift Set, # , Estimated Arrival 2 October, 2016



- **M4A3(76)W, Battle of the Bulge** – Academy, 1/35th scale, kit # 13500, Released August 2015



- **Sd.Kfz.182 King Tiger Henschel Turret w/ Zimmerit & Full interior** – Takom, 1/35th scale, kit # 2045



- **Sd.Kfz.182 King Tiger Porsche Turret w/ Zimmerit** – Takom, 1/35th scale, kit # 2046



- **Sd.Kfz.182 King Tiger Porsche Turret w/ Zimmerit** – Takom, 1/35th scale, kit # 2047



Follow this link to the Modeling News website for a brief review of these 3 new King Tiger's along with photos of some of the sprues.

<http://www.themodellingnews.com/2016/07/new-king-tiger-no-three-new-king-tigers.html>

- **T-54-1, Mod. 1946 (Full Interior Kit)** – MiniArt, 1/35th scale, kit #37003, [as showcased at the All Japan Hobby Show September 2016]




Members Build Blogs

Build Blogs give an in-depth review of the construction process and allow the builders to share their knowledge. We are fortunate to have some of the members in our club with build blogs on modeling web sites.

Mike Roof has 2 on Track-Link.com:



MiniArt T-44 Soviet Medium Tank, Kit # 35193
http://www.track-link.com/forums/site_blogs/27686



Bronco Loyd Carrier No. 2, Mk II (Tracked Towing 6-pdr Anti-Tank Gun Tractor), # CB35188, towing a Riich British Ordnance QF Mk. IV A-T Gun 6 Pdr, # 35042
http://www.track-link.com/forums/site_blogs/22053

Jeff Nelson has 1 on Armorama.com:



Fine Molds Japan Ground Self-Defense Force Type 60 APC, FM40
http://www.armorama.com/modules.php?op=modload&name=SquawkBox&file=index&req=viewtopic&topic_id=213731&page=1#2056793

Additionally, Jeff did an In-Box-Review of this kit.
<http://armorama.com/modules.php?op=modload&name=Reviews&file=index&req=showcontent&id=9272>

Keith Frape also has 2 on Armorama.com:



Chieftain Mk. 7 ARR (Tamiya + Accurate Armor Conversion)
http://www.armorama.com/modules.php?op=modload&name=SquawkBox&file=index&req=viewtopic&topic_id=241027



Up Armored Scimitar LEP with Bar Armor (AFV Club + Castoff Models Conversion)
http://armorama.com/modules.php?op=modload&name=SquawkBox&file=index&req=viewtopic&topic_id=212968



(image from www.paperpanzer.com)


By Tim Darrah, AMPS #2545

Soon after the 2016 AMPS International Convention that we hosted, I got back on Facebook. One of the first places I went to was our own club's FB page; there, I found reference to Paper Panzer Productions and upon going to their web site, found many interesting things. Paper Panzers is a company out of Ghent Belgium that specializes in resin cool German "1946" stuff.

Ordering from them is very easy, just figure out what you want, send John (the owner) an e-mail to john@paperpanzer.com and inform him of your needs with your mailing address. He will then send you a PayPal invoice, it's that simple. You have to do it this way as the on-line store is not ready yet.

I won't bore you with all of the stuff I ordered but will tell you about some of the most interesting. Everything is well packed in cardboard boxes with "peanuts" or in ziplock bags and nothing that I ordered arrived damaged. The details are finely cast with great minute detail that outclasses many other resin companies. One major plus is that the casting blocks are minimal and most of the parts do not have a block at all, saving the modeler tons of work and potential heartache from miss-cutting.

One of the items I bought was kit # PPP35021, "Einheitsturm Reichswerke Herman Goring - Skoda 1947", €40, or about \$44. This is a conversion turret for the King Tiger (or E-50, E-75 or E-100) featuring enclosed IR gunner's sight and a 88mm (a KwK 10.5cm L/68 should be coming out soon) main gun without muzzle break, amongst other things. The kit comes with the turret, that has a great casting texture to it, metal barrel & antenna by RB Models, two types of cupolas and observation periscopes. While you do not get an instruction sheet for this set, just go look at the photos on their web site and you'll see what goes where.



(image from www.paperpanzer.com)

Two of the cupolas are the same height but one has the observation periscope mount attached to it, I like it; unfortunately it is cast with the hatch closed and is solid, this will be a real pain to grind out; you know me I'll dork that up bigtime. So since you get another example of the same cupola without the mounting plate, and it is hollow and open hatch, I plan on modifying that to be just like the closed hatch version. This is my only negative comment on everything that I ordered. Below is a photo of what you get:





(image from www.paperpanzer.com)

To go along with the turret, I bought kit #PPP35017, "GT-103 Gas Turbine Engine Deck for Trumpeter E50/E-75 King Tiger". According to the Speilberger Schiffer Tiger & King Tiger book, they were actually thinking of putting a turbine engine in the King Tiger. This set costs €18, or about \$20 and comes with what you see here.



In the photo, you'll see the main engine deck at the top right, below that are two rear hull end plates (one for the Trumpeter kit and the other for the DML King Tiger). While both rear end plates look the same, they sure aren't. I'm using the old Tamiya King Tiger and while one plate fit with minor filling needed, the other didn't fit at all. The etched brass screens are finely etched and have that "weave" that I've seen in Aber sets. Again, this set does not come with instructions, the photos on the web site will inform you where everything goes.



(image from www.paperpanzer.com)

The final set I want to tell you about is kit #PPP35006, "Sd.Kfz. 250/251 Hammer Conversion". This is a recoilless rifle that is mounted in the rear of either halftrack mentioned. This kit costs €23, or about \$25. This set does include a very nice instruction sheet of actual photos showing the construction; this provides very clear instructions. The quality of this conversion kit is top notch, for example the splinter shield is so thin I can read newsprint through it!!! In the photo, I did not remove the parts as I didn't want to lose anything.



If I can make the next meeting, I'll bring some of the stuff so you can see it in person as the photos definitely do not do Paper Panzer Products justice. I can't wait to start using this stuff, and I have a killer camo scheme planned for both the King Tiger - Skoda and the 250.

Interesting Articles – T-34 Group Build

AMPS Central South Carolina "The Wildcats" T-34 Group Build.

We decided at our August club meeting that we would have a group club display of the T-34 Group Build Models at the **Atlanta Armor, Figure, and Modeling Contest and Exhibition** to be held 17-19 February, 2017 at the Atlanta Marriott Century Center. Several members of our club are participating in this endeavor. So as a note: let's get the builds done so we can make a great showing in February. So far we have modelers participating:

1. T-34/85 No. 183 Factory "Berlin 1945" (Academy), 1/35 – Daniel Karnes
2. T-34/85 Mod. 1944 (DML + scratch built Engine Louvers, Fuel Tank Straps, Master Club Tracks, Aber PE & Barrel), 1/35 – Tom Wingate
3. T-34/85 (DML #6810 + Eduard PE), 1/35 – Carl Wethington
4. T-34/76 Factory No. 122 (AFV Club + Detail Master Wiring, Master Club Tracks), 1/35 – Phil Cavender
5. OT-34 (DML), 1/35 – Ben & Noah Brandes [father/son build one each]

6. T-34/76 Factory No. 112 (DML + Kit Maker/Tank Workshop resin Turret), 1/35 – Tim Darrah
7. T-34/76 (Darius Miniatures “Wedgie”), 1/35 – Steve Reid

Steve Reid has graciously volunteered to be the main point person for questions concerning you build. He has spent several years dedicated to building Soviet Armor and is a wealth of knowledge. In addition, he not only casts resin parts, but he has an extensive library. **Contact Steve directly.**

Interesting Articles – Little Willie

The Tank is 100, Not Out

First of a three part series written by John Currie



"Little Willie" British prototype of the first tank

<http://www.historywiz.com/tank.htm>

The very first British tank (and the first in the world at the same time) derived from a number of projects dating back to the early 1915 stalemate. Then the first ideas advocated less for an armored fighting vehicle and more for a way to clear up barb wire, which was usually covered by direct, accurate machine gun fire. The alternative at the time were night operations by small detachments, but these were tricky. A noise (tin cans were often attached to the supports of the barb wire), a flare, and then heavy fire caused havoc on the raiding party. Later, other experiments included the reintroduction of the cuirass, various man-carried protections, but each time they were shown to be of little use against bullets, prone to concussions and the legs and arms of the operators were not protected. A big wheel with spinning hooks mounted on the front of a Holt tractor was the preferred concept at the time. But the need to protect the driver and the evolution of military thinking led to the “land cruisers”, which ultimately never left the drawing board.

Despite its seemingly cute name the “Little Willie” was in fact a impressive war machine conceived to punch a hole in the German lines. It was officially named a “tank” to deceive any enemy

intelligence on the project. The “Little Willie” was the origin of all the British tank development during World War One. In fact, the original project initiated by the Landships Committee was picturing a vehicle capable of crossing any kind of trenches and destroying barb wire in the process. The Landships Committee was established in February 1915 as a small British War Cabinet commission, headed by the first Lord of Admiralty, Sir Winston Churchill, and composed of various politicians, engineers and officers, with the goal of producing the first armored vehicle before the end of 1915.

The original idea, which provided the basis for the project, came from Col. Ernest Swinton and was promoted by Col. Maurice Hankey. The whole project was later supported by Churchill himself, whom was aware that such a concept could turn the tide of trench warfare in favor of the side which possessed the “landships” (H. G. Wells’s writings had provided inspiration). The Navy also had interests in the project, not only because of Churchill, but because this was a development for enclosed guns. Among those who took some early interest were Thomas Hetherington and Col. Wilfred Dumble of the Royal Brigade.

The track was indeed the major source of trouble throughout the test campaign. The first version was directly inspired only a strengthened tractor track. But due to the sheer weight of the hull and the mud, traction resistance of the plain, flat track was just too much for the tiny engine, which also led to poor steering. Other tracks were tested until Lt. Gordon Wilson ultimately delivered the right solution. A combination of new, hard-steel plates riveted to links with guides to be firmly kept in place, and connected to the hull with large spindles. This was done by the end of September, and ultimately proven by far the most reliable system. It was kept for every British tank in the war, although it limited speed. The motor was a powerful 105 bhp Daimler Benz at the back of the hull (the basis was the Foster-Daimler tractor), fed by one internal and two external fuel tanks. Armament was designed to be made up of one standard Vickers 2-pounder gun with 800 rounds and no less than six Madsen 7.7 mm (0.303 in) Machine guns. A dummy turret was tested and plans included large openings to laterally aim the gun, which was mounted on a rail system. Intended crew was six at least, and protection was assumed by 10 mm bullet-proof riveted plates.

Wilson, whom headed the project, felt the first prototype did not satisfy his expectations and built a second one, the HMLS Centipede, Mk.I. It included a rhomboid track frame with the armament mounted on sponsons in the hull after the removal of the turret. The first prototype was also rebuilt, with a longer track and other minor modifications. In December, the first prototype was renamed “Little Willie” after the yellow press mocking the German Imperial Crown Prince Wilhelm, and the second “Big Willie” after his father. But after popular reception and further extensive tests, only the concept of Big Willie was retained for production (although the first British tank series differed in many aspects). It was, in January 1916, the world’s first pre-production tank prototype, one month before the French Schneider CA-1 made its debut.

Thomas Hetherington, supported at first by Churchill, proposed a real “land ironclad”, weighing about 300 tons, equipped with a large range of guns and machine guns. But while the idea was attractive on paper, not even naval-grade engines could match up to such a monster. But the idea of a heavy cross-country vehicle made its debut. An artillery tractor was soon envisioned as the basis for a more practical design. In July 1915, after many discussions, a specification was issued for a war engine able to cross a 1.5 m (5 feet) trench. This was the start of a project rush and, in the end, the winner was William A. Tritton of the agricultural William Foster & Co of Lincoln. He had given an order to produce a double tracked prototype based on a design by Tritton’s chief engineer, William Rigby. This was to be based on the Creeping Grip Tractor of the Bullock to punch a hole in the German lines. It was officially named a “tank” to deceive any enemy intelligence on the project. The “Little Willie” was the origin of all the British tank development

during World War One. In fact, the original project initiated by the Landships Committee was picturing a vehicle capable of crossing any kind of trenches and destroying barb wire in the process. The Landships Committee was established in February 1915 as a small British War Cabinet commission, headed by the first Lord of Admiralty, Sir Winston Churchill, and composed of various politicians, engineers and officers, with the goal of producing the first armored vehicle before the end of 1915.


Little Willie (now at The Tank Museum, Bovington, Dorset, UK, <http://www.tankmuseum.org/home>) was the basis for the Medium Mk. A “Whippet” as well as for the tracks of the production Mk.I. As the length of the tracks proved so important to cross obstacles, subsequent trials on the new Mk. I tank led to the famous lozenge design, where the tank had its tracks run the whole length and height. There was not yet any concept of separating tanks with guns and tanks with machine guns (“male and female”), as the prototype was a “male”, combining six machine guns and a gun in a sponson (also a naval feature). The crew would probably have been made of seven persons, in a confined, dark, hot, steamy and noisy environment. It had no suspensions at all, so any bumps on the ground were fully resented. The dummy turret preceded the Renault FT-17 concept by a year at least, but the steering system was not yet even conceived. Many considered the tank too high and an easy target for enemy guns. The relatively lightly armored hull was largely considered sufficient, but the Germans later proved that a single hollow-charge armor-piercing bullet, available for any rifle, could be lethal against tanks. As there were no antitank guns at the time, a direct hit by a 75 mm or larger shell would have been lethal as well. There was a long way to go before sloped armor and more refined protections.



The N°1 Lincoln Machine on trials, September 1915.

<http://landships.activeboard.com/t58741102/steering-tail-unit-for-little-willie-and-mk1-tanks/>

This first design incorporated, almost without changes, the original Daimler tracks, which came from an artillery tractor and proved too flimsy and short for the large hull. The dummy turret (here covered) was assumed to use the light, naval, quick firing Vickers 2 pounder (40 mm), against machine gun nests, but was never fitted in this configuration. Later tests were made with the gun mounted in a sponson, another naval feature



Little Willie with its Tailwheel


http://www.tanks-encyclopedia.com/wp-content/uploads/2015/10/Little_Willie_early_design.jpg



A Fan-Made Image of a possible Final Design of Little Willie

http://alternathistory.org.ua/files/resize/310511_little_willie_01-680x301.jpg

Is this what was under the covers? I guess we will never know, but maybe looking at the top of the picture below may give a clue.



Little Willie at the Nevington War Museum

<http://www.nevingtonwarmuseum.com/united-kingdom---little-willie.html>

Available Models



Matador Models, 1/76th scale

http://www.matadormodels.co.uk/new_kits.htm



Accurate Armour, 1/35th scale
<https://accurate-armor.com/>

paper model = model kartonowy = kartonmodellbau

DAVE'S CARD CREATIONS
cutandfold.info

Little Willie
1/18 SCALE PAPER MODEL
LENGTH = 13" (330mm) HEIGHT = 5.5" (140mm)

His Majesty's Landship
No.1 Lincoln Machine

Built by
William Foster & Co.
of Lincoln UK
1915

Includes fully detailed Chassis, Drivetrain, Engine and Interior

The World's First operational "Tank"

Articulated Tracks, Working Hatches and Removable Turret Plug

Actual Model

WWW.CUTANDFOLD.INFO
DAVE'S CARD CREATIONS
©2012 DAVE WINFIELD

SKILL LEVEL
○○○○●
PRINT & ASSEMBLE

Dave's Card Creations, 1/18th scale
<https://www.ecardmodels.com>

Also available is a separate detail set for the rear steering wheels and the upper turret. This could

be a good way to make templates for a styrene copy. Reducing to required scale?....

See the next issue of "The Wildcat" for part two.

Guest Contributor
John Currie

Interesting Articles – Club Build Day

Our AMPS Central South Carolina "The Wildcats" club build day was held on Saturday 24 September 2016 at Mike Roof's house. We had in attendance 16 dedicated modelers. It was an enjoyable, relaxing day where some of us got some work done and some of us just sat around shooting the bull and discussing various topics.

The attendees were: Mike Roof and Sheila Roof, Bob Spagnola, Ralph Nardone, Tom Wingate, John Currie, Robin Evans, Bryan Moeller, Dave Varettoni, Nick Varettoni, Trevor Edwards, Tony Abbott, **Tommy** Abbott, Ben Brandes, Noah Brandes. and Phil Cavender. Of interesting note Dave and Ben brought their sons. Can you imagine in 20 years the level of expertise these two modelers will have?

Food and snacks were available including PIZZA!, cookies, brownies and chips with various liquid refreshments. It appears from the photos that those fellow "Wildcats" that weren't able to attend missed out on a great time! Hopefully, we can get together for another Club Build Day real soon.

The following are some of the highlights. All of the pictures can be found on our website at:

<http://media5ik1.onlineview.it/FullScreenSlideShow.aspx?gallery=4780648&mt=Photo>



Bob in the House. Well, Model Building Room.



Mike giving directions. Cause his house is in the blank spot on a GPS.



Bob, Robin and Ralph concentrating on the task at hand.



The adults spent the time productively, while the youngsters goofed off.



Mike's and Sheila's house is just so cool!



Sheila trying to keep the hords fed.



A rare Creature caught by the Food Plot Game Camera.

Club "Contest" – Our Workbenches

Contest Rules: Fellow Modelers. The person who correctly identifies and matches the most workbenches to the modeler will be awarded a prize at our November 9th AMPS club meeting. Deadline for identification will be November 2nd. Please send your responses back to me (Phil Cavender) via e-mail with the following information:

- Workbench #, Modelers Name for EACH Workbench (for a total of 13)
- A # from 1-100 (in the event of a tie)



Workbench 1



Workbench 2




Workbench 3



Workbench 4



Workbench 5



Workbench 6



Workbench 7



Workbench 8




Workbench 9



Workbench 10



Workbench 11



Workbench 12



Workbench 13



Daniel Karnes' Workbench
(unfortunately sent in too late for the contest)

Below are, in no particular order, are the names of the members who submitted photos:

Bryan Moeller
Tim Darrah
Jeff Nelson
Carl Wethington
Rebecca H. and Tony A.

Phil Cavender
Mike Roof
Keith Frappe
John Currie
Ralph Nardone

Trevor Edwards
Steve Reid
Tom McCoy

After all entries are received, I will tabulate the results and email all members with the results. If you receive the attached file misaligned, the workbench number is located above the picture. In the event of a tie, I have selected a number from 1-100 and placed into a sealed envelope. In the event of a tie, the person coming closest to the number will be selected.

Remember, the entry deadline is November 2nd, so get your guesses back to me (Phil Cavender) via e-mail with the following information:

- Workbench #, Modelers Name for EACH Workbench (for a total of 13)
- A # from 1-100 (in the event of a tie)

Thanks for your participation and good luck.

Phil Cavender
"The Wildcat" Editor

The USA Historical AFV Register

Mike Roof has provided us with a great link he found that may be of interest to all.

"For those who are interested in preserved AFVs or photographing them for research, here's a link to the latest issue of the AFV Register Organization's "The USA Historical AFV Register."

The register is broken down by state and city, with the AFVs listed along with their exact locations (to include GPS lat/long coordinates). This is a good list to keep saved on your computer.

If you travel around you can plan accordingly (look up your travel destination or itinerary stops to see what interesting AFVs might be there), and if you need reference material on a particular vehicle, you can often contact one of your "virtual" friends online who lives near an exhibit to take some pictures for you".

The USA Historical AFV Register

*Armored Fighting Vehicles Preserved
in the United States of America*

V4.0

March 2016

**Michel van Loon
Neil Baumgardner**

For the AFV Association



<http://afvregister.org/Downloads/The%20USA%20Historical%20AFV%20register%204.0.pdf>


Support Our Local Vendors



10120 Two Notch Road, Suite 5
Columbia, SC 29223
(803) 736-0959
www.hobbytown.com/Columbia_E-SC
htusasc@yahoo.com

(*) Denotes New Store Hours

*Sunday	12-5
Monday	11-7
*Tuesday	Closed
Wednesday	11-7
*Thursday	11-7
*Friday	11-8
Saturday	10-8



405 State Street
West Columbia, SC 29169
(803) 791-3958
Mon – Sat, 10am to 6pm

RAY'S HOBBIES & MORE

5637 BROAD STREET EXTENSION | SUMTER, SC | 803-983-5084

5633 Broad Street
Sumter, SC 29154
(803) 983-5084
Mon – Sun, 2pm to 7pm



Classified Ads

All submissions for entry into the Classified Ads section should be submitted to the editor two (2) weeks prior to the monthly AMPS meeting. Next submission deadline will be September 28, 2016.

For Sale: North Star Models 1/35 ARV-AL XM-1219 Resin kit, \$65. **Contact Paul Lovell.**

For Sale: John Sherrer has a large number of DML/Dragon figure kits that he would like to begin divesting himself of in the coming months. They are too numerous to list. Contact John directly for specific kits he has in his stash. **Contact John Sherrer.**

Wanted: I am looking for the Hobby Fan (HF001) 1/35 resin M110A2 SPH update set for the Italeri M110/M1102, and M107 kits. As you can tell from the item number it was the first resin detailing kit make by Hobby Fan. It was an excellent set that replaced much of the traditional Italeri soft detail, and included an outstanding loader / rammer section. I kept waiting to buy one -- until, well, it was gone! If you come across one, I would be glad to "rent" the set to make resin masters for my M110 and M107 kits. Thanks for any leads you can offer!.
Contact Carl Wethington.

Wanted: I am looking for the Eduard (35 233) 1/35 photoetch M110A2 SPH update set for the Italeri M110/M1102, and M107 kits. As with the Hobby Fan resin Kit, I kept waiting to buy one until it also was gone! -- Are you picking up a recurring theme here? **Contact Carl Wethington.**

"The Day Room"

In the US military, most company-level units have a "day room" in the barracks where the troops hang-out, relax, and BS. When you want to learn the latest in "rumor control," you swing by the day room and chat-up the Joes and Janes hanging out there. They might not always get it right, but they're always willing to tell ya just what they think! So, welcome to "the Day Room..."

Well, folks, this is the 7th issue I've had the pleasure to be the editor. Don't forget about the upcoming events to show our support. Also don't forget to send me your favorite techniques you've learned through the years. We all would benefit. I'll include them in our next newsletter.

Also if you aren't a member of AMPS, now is the time to join. **Join AMPS Now!**

www.amps-armor.org

Happy modeling,

Phil Cavender

Editor, "The Wildcat", AMPS Central SC "Wildcats"