



# WOOD

## BLINDS

Effective February 4, 2019 (Revised 5/1/19)

*design simplified™*

---

## TABLE OF CONTENTS

---

### Product Overview

- Features & Benefits ..... 2
- Color Chart. .... 3

### Pricing Information

- 2" Smooth Finish Price Group and Option Charges. .... 4
- 2" Coastal Price Group and Option Charges. .... 5
- 1-3/8" and 2-3/8" Smooth Finish Price Group and Option Charges. .... 6
- RemoteTilt™ System Option Surcharges and Specifications ..... 7

### Valance Upgrade Information

- Individual Valance Ordering and Pricing. .... 8
- Tape Valance Option and Color Chart ..... 8
- Valance and Valance Return Information and Specifications. .... 9

### Cordless Lift & Lock Bottomrail Color Coordination ..... 10

### Solid and Decorative Tape Option and Listing ..... 11

### Product and Specifications

- Features and Options ..... 12
- Size Specifications ..... 13
- Finished Dimensions and Mounting Requirements ..... 13

### Controls, Components, Ladder/Tape Placement and Stack-up Charts

- Standard Rectangular. .... 14
- Cordless Lift ..... 15
- RemoteTilt. .... 16
- Cordless Lift & Lock™ ..... 17
- Product Components. .... 18-20

### RemoteTilt Motorization

- RemoteTilt Motorization – Overview. .... 21
- Radio Frequency (RF) Features, Options and Part Numbers ..... 22

### Upsize Common Carrier Delivery

All orders with any quantity of shades or blinds or any continuous valance 96" or more in width are considered upsize. Therefore, a net shipping charge of \$40 per oversized unit will be assessed.

Upsized orders that require expedited shipping will be quoted and charged accordingly.

Please see General Information for additional freight and shipping charge information.

---

## WHAT'S NEW FOR 2018

---

- Refreshed color palette featuring new paints, stains and Coastal finish choices
- New Modern valance style offers a flat, contemporary profile – all valance profiles now available in Coastal finish
- Cordless now available on 2-3/8" and 1-3/8" slats
- Improved fabrication of LightsOut routeless slats option to reduce slat displacement
- Spliced valance available up to 168"
- Updated solid cloth tape colors



---

## FEATURES & BENEFITS

---

- Offered in 1-3/8", 2", and 2-3/8" slat sizes to fit any scale window.
- A wide range of colors and styles, from whites and neutrals to rich wood tones and updated gray selections, or add a unique design element with our distinctive Coastal collection.
- A stylish collection of optional solid and decorative tapes add a fashion accent.
- Optional LightsOut routeless feature helps block additional light, enhances privacy.
- Modern trapezoid bottomrail shape improves appearance and enables blinds to close tighter.
- Your choice of valance styles – standard Decorative, contemporary Crescent, simply elegant Modern, or the larger profile Forte valance.
- Innovative magnetic valance attachment system is secure, easy to install, and fully adjustable.
- Available with upgraded operating systems including cordless Lift & Lock™, cordless lift and RemoteTilt™ motorization for enhanced control convenience.
- Cordless Lift & Lock™ is certified Best For Kids when ordered with wand tilt
- Limited Lifetime warranty ensures your customers' satisfaction.

## COLOR CHART

### Wood Styles & Names

1-3/8" COLOR #

2" COLOR #

2-3/8" COLOR #

### SMOOTH FINISH (paints & stains)

Amber	W138-287	W2-287	W238-287
Ashen		W2-401	
Barn Door		W2-316	
Chocolate		W2-320	
Dark Mocha		W2-295	W238-295
Eastern Cherry		W2-315	
English Walnut		W2-299	
Golden Oak	W138-124	W2-124	W238-124
Golden Pine		W2-285	
Gray Day		W2-402	
Lunar		W2-301	W238-301
Mahogany	W138-125	W2-125	W238-125
Mesquite	W138-291	W2-291	W238-291
Milky White	W138-282	W2-282	W238-282
Neuvo White		W2-284	W238-284
New Oak		W2-117	
Provincial		W2-319	
Pure White	W138-026	W2-026	W238-026
Raven		W2-400	
Rich Walnut	W138-133	W2-133	W238-133
Rose Mahogany		W2-293	
Snow White		W2-296	
Snowflake		W2-013	W238-013
Spice	W138-134	W2-134	W238-134
Stewart Pecan		W2-318	
Storm Cloud		W2-317	
Sugar		W2-300	W238-300
Sunset Pine		W2-288	
Traditional White		W2-283	
Winter White	W138-012	W2-012	W238-012

### COASTAL

Boardwalk		WBR-807	
Driftwood		WBR-801	
Ocean Mist		WBR-806	
Sailcloth		WBR-800	
Sand Dollar		WBR-803	
Winter Surf		WBR-805	

 = NOT AVAILABLE



## 2" SMOOTH FINISH

3" Standard Decorative Valance Included in Price

WIDTH TO:	24"	28"	32"	36"	42"	48"	54"	60"	66"	72"	78"	84"	90"	96"	102"
HEIGHT TO:															
30"	\$100	107	120	131	144	159	176	203	220	237	252	276	299	324	352
36"	106	119	130	141	159	172	192	222	238	260	281	310	328	356	386
42"	116	129	141	157	176	190	213	244	267	291	314	346	366	397	430
48"	125	138	153	168	189	202	229	267	290	313	342	376	399	434	474
54"	141	159	172	191	213	234	260	301	323	356	389	427	453	489	530
61"	152	168	186	189	229	234	279	316	348	383	422	460	491	530	577
66"	161	179	199	215	246	270	302	347	377	413	452	500	529	574	626
73"	172	192	215	215	269	293	327	377	412	450	493	543	584	628	
78"	183	204	226	245	278	304	354	407	441	472	520	586	621		
84"	194	216	238	261	297	328	377	427	462	496	562	619			
90"	204	227	253	276	310	345	397	446	481	529	585				
96"	215	238	267	293	330	364	414	467	508	557					
102"	225	249	277	302	341	376	435	497	540						
108"	247	273	302	326	365	406	462	529	578						
114"	256	285	309	336	377	420	477	550							
120"	267	301	328	355	399	441	507	577							
126"	280	312	341	376	424	467	533								

Note: Blinds over 50 sq. ft.  
require 2 or 3 on 1 Headrail

Cordless Lift & Lock not available in sizes  
over 45 sq ft outside the thick black line

## SOLID AND DECORATIVE TAPE SURCHARGE

NOTE: See Tape section for sizes & availability. Tapes are NOT available with cordless lift upgrade, Cordless Lift & Lock upgrade, or LightsOut option.

WIDTH TO:	24"	28"	32"	36"	42"	48"	54"	60"	66"	72"	78"	84"	90"	96"	102"
<b>Solid</b>	\$22	22	22	22	26	26	26	31	31	31	31	36	36	36	41
<b>Decorative</b>	46	46	46	46	58	58	58	69	69	69	69	80	80	80	91

## FORTE VALANCE UPGRADE SURCHARGE

WIDTH TO:	24"	28"	32"	36"	42"	48"	54"	60"	66"	72"	78"	84"	90"	96"	102"	108"	114"	120"	144"	168"
4" Forte	\$16	16	16	16	26	26	26	26	35	35	35	35	42	42	42	54	54	54	67	67

### OPTIONS: NO CHARGE – SPECIFY ON ORDER

- 3" Crescent Valance (in place of 3" Standard Deco Valance)
- 3" Modern Valance (in place of 3" Standard Deco Valance)
- LightsOut Routeless Feature (not available with Cordless Lift, Cordless Lift & Lock, or blinds with Tapes)
- Controls – LR, RL, or Grouped (Standard Only)
- Tile Cut Out – maximum 5-1/2" width each side (not available with Cordless Lift & Lock)
- Hold-Down Brackets
- Short and Long Extension Brackets
- Spacer Blocks – small (3/8") and large (3/4")
- Special Wand/Cord Length (please see available lengths on p.14)
- Cord Tilter (please see available lengths on p.14)
- 2 or 3 On 1 Headrail (maximum 120") – price as separate blinds (2 or 3 on 1 headrail not available with Cordless Lift) (3 on 1 headrail not available with Cordless Lift & Lock)
- Side by Side (slat alignment guaranteed within 1/4" when requested at time of order. Blinds must be the same height, slat size, and color.)

### OPTIONS: EXTRA CHARGE – SPECIFY ON ORDER

- Cordless Lift & Lock™ System .....add \$74 each
- Cordless Lift System .....add \$106 each
- Blinds Under 12" Wide .....add \$13 each
- Tape Valance (on 3" Standard Deco Valance Only) .....add \$12 each
- Keystone Valance option (for blinds under 102" wide) .....add \$13

Notes: • For surcharges on oversize common carrier delivery, express ship program, shipments to Hawaii, Alaska and Puerto Rico, see General Information Section

SIZE SPECIFICATIONS	2" Standard	2" Cordless	2" Cordless Lift & Lock™	2" RemoteTilt Motorization*
Minimum Width (Net)	8" 12" with Tapes	18" 20" with Remote Tilt	10-1/2"	20" 22" with Tapes
Maximum Width (One blind)	102"	78"	96"	96"
Minimum Height	12"	12"	12"	12"
Maximum Height	126"	84"	84"	96"
Max. AREA (SQ/FT) - Blinds over 50 SQ/FT require 2 or 3 on 1 headrail (where available)	50 sq/ft	45 sq/ft	45 sq/ft	50 sq/ft
Maximum Width 2 on 1 Headrail	120"	N/A	120"	N/A
Maximum Width 3 on 1 Headrail	120"		N/A	N/A
Maximum continuous valance width (not spliced)	102"	102"	102"	102"

## 2" COASTAL

3" Standard Decorative Valance Included in Price

WIDTH TO:	24"	28"	32"	36"	42"	48"	54"	60"	66"	72"	78"	84"	90"	96"	102"
HEIGHT TO:															
30"	\$104	115	128	138	154	168	189	216	234	255	277	303	322	345	375
36"	112	125	137	151	169	185	204	238	256	280	304	333	354	383	414
42"	124	137	151	167	187	204	229	264	287	313	340	376	398	432	465
48"	133	148	163	181	203	222	247	289	312	343	371	411	437	472	514
54"	152	168	187	206	229	253	282	327	353	388	421	467	493	533	578
61"	161	179	200	221	247	271	304	352	382	421	456	507	533	578	629
66"	171	194	215	236	266	294	330	379	410	450	493	546	578	633	687
73"	186	207	233	253	290	318	357	412	451	495	544	596	636	691	
78"	198	219	243	267	303	331	386	444	480	519	564	644	684		
84"	207	234	261	285	322	357	413	468	509	546	603	680			
90"	221	244	273	301	340	375	433	490	529	586	621				
96"	232	260	291	320	362	398	456	514	564	615					
102"	242	271	304	328	375	413	479	541	589						
108"	266	297	330	354	401	442	508	577	632						
114"	277	309	340	366	414	458	525	599							
120"	291	323	357	387	440	485	555	615							
126"	304	339	371	410	464	511	595								

Note: Blinds over 50 sq. ft.  
require 2 or 3 on 1 Headrail

Cordless Lift & Lock not available in sizes  
over 45 sq ft outside the thick black line

### SOLID AND DECORATIVE TAPE SURCHARGE

NOTE: See Tape section for sizes & availability. Tapes are NOT available with Cordless Lift upgrade, Cordless Lift & Lock upgrade or LightsOut option.

WIDTH TO:	24"	28"	32"	36"	42"	48"	54"	60"	66"	72"	78"	84"	90"	96"	102"
<b>Solid</b>	\$22	22	22	22	26	26	26	31	31	31	31	36	36	36	41
<b>Decorative</b>	46	46	46	46	58	58	58	69	69	69	69	80	80	80	91

### FORTE VALANCE UPGRADE SURCHARGE

WIDTH TO:	24"	28"	32"	36"	42"	48"	54"	60"	66"	72"	78"	84"	90"	96"	102"	108"	114"	120"	144"	168"
4" Forte	\$16	16	16	16	26	26	26	26	35	35	35	35	42	42	42	54	54	54	67	67

#### OPTIONS: NO CHARGE – SPECIFY ON ORDER

- 3" Crescent Valance (in place of 3" Standard Deco Valance)
- 3" Modern Valance (in place of 3" Standard Deco Valance)
- LightsOut Routeless Feature (not available with Cordless Lift System, Cordless Lift & Lock, or blinds with Tapes)
- Controls – LR, RL, or Grouped (Standard Only)
- Tile Cut Out – maximum 5-1/2" width each side (not available with Cordless Lift & Lock)
- Hold-Down Brackets
- Short and Long Extension Brackets
- Spacer Blocks – small (3/8") and large (3/4")
- Special Wand/Cord Length (please see available lengths on p.14)
- Cord Tilter (please see available lengths on p.14)
- 2 or 3 On 1 Headrail (maximum 120") – price as separate blinds (2 or 3 on 1 headrail not available with Cordless Lift) (3 on 1 headrail not available with Cordless Lift & Lock)
- Side by Side (slat alignment guaranteed within 1/4" when requested at time of order. Blinds must be the same height, slat size, and color.)

#### OPTIONS: EXTRA CHARGE – SPECIFY ON ORDER

- Cordless Lift & Lock™ System .....add \$74 each
- Cordless Lift System .....add \$106 each
- Blinds Under 12" Wide .....add \$13 each
- Tape Valance (on 3" Standard Deco Valance Only) .....add \$12 each
- Keystone Valance option (for blinds under 102" wide) .....add \$13

Notes: • For surcharges on oversize common carrier delivery, express ship program, shipments to Hawaii, Alaska and Puerto Rico, see General Information Section

SIZE SPECIFICATIONS	2" Standard	2" Cordless	2" Cordless Lift & Lock™	2" RemoteTilt Motorization*
Minimum Width (Net)	8" 12" with Tapes	18" 20" with Remote Tilt	10-1/2"	20" 22" with Tapes
Maximum Width (One blind)	102"	78"	96"	96"
Minimum Height	12"	12"	12"	12"
Maximum Height	126"	84"	84"	96"
Max. AREA (SQ/FT) - Blinds over 50 SQ/FT require 2 or 3 on 1 headrail (where available)	50 sq/ft	45 sq/ft	45 sq/ft	50 sq/ft
Maximum Width 2 on 1 Headrail	120"	N/A	120"	N/A
Maximum Width 3 on 1 Headrail	120"		N/A	N/A
Maximum continuous valance width (not spliced)	102"	102"	102"	102"

## 1-3/8" SMOOTH AND 2-3/8" SMOOTH FINISHES

3" Standard Decorative Valance Included in Price

WIDTH TO:	24"	28"	32"	36"	42"	48"	54"	60"	66"	72"	78"	84"	90"	96"	102"
HEIGHT TO:															
30"	\$98	106	120	131	144	159	177	203	221	239	260	286	303	324	353
36"	106	119	130	141	159	173	192	225	242	263	288	314	332	360	390
42"	117	130	141	157	176	192	217	249	270	295	321	354	376	408	440
48"	124	138	154	169	191	208	234	272	293	322	350	387	412	443	483
54"	142	158	176	194	217	238	265	309	331	365	396	441	464	502	545
61"	152	168	189	207	234	256	288	331	359	396	430	476	502	545	593
66"	161	182	201	223	251	277	311	357	386	424	464	515	545	595	648
73"	175	196	219	238	273	299	337	388	425	467	511	563	599	652	
78"	186	206	229	252	286	312	363	417	451	489	531	606	644		
84"	196	220	246	268	304	336	388	442	479	515	567	640			
90"	207	229	258	284	321	353	409	462	499	552	585				
96"	218	245	273	301	341	376	430	483	533	580					
102"	228	256	287	309	353	388	450	509	555						
108"	251	280	311	332	378	415	478	544	595						
114"	260	291	321	345	390	432	495	564							
120"	273	304	336	364	413	458	524	580							
126"	287	320	350	386	439	481	561								

Note: Blinds over 50 sq. ft. require 2 or 3 on 1 Headrail

Cordless Lift & Lock not available in sizes over 50 sq ft outside the thick black line

## SOLID AND DECORATIVE TAPE SURCHARGE

NOTE: See Tape section for sizes & availability. Tapes are NOT available with LightsOut option, Cordless Lift & Lock upgrade, or on 1-3/8" Wood Blinds.

WIDTH TO:	24"	28"	32"	36"	42"	48"	54"	60"	66"	72"	78"	84"	90"	96"	102"
<b>Solid</b>	\$22	22	22	22	26	26	26	31	31	31	31	36	36	36	41
<b>Decorative</b>	46	46	46	46	58	58	58	69	69	69	69	80	80	80	91

## FORTE VALANCE UPGRADE SURCHARGE

WIDTH TO:	24"	28"	32"	36"	42"	48"	54"	60"	66"	72"	78"	84"	90"	96"	102"	108"	114"	120"	144"	168"
4" Forte	\$16	16	16	16	26	26	26	26	35	35	35	35	42	42	42	54	54	54	67	67

### OPTIONS: NO CHARGE – SPECIFY ON ORDER

- 3" Crescent Valance (in place of 3" Standard Deco Valance)
- 3" Modern Valance (in place of 3" Standard Deco Valance)
- LightsOut Routeless Feature (not available on blinds with Tapes)
- Controls – LR, RL, or Grouped (Standard Only)
- Tile Cut Out – maximum 5-1/2" width each side (not available with Cordless Lift & Lock)
- Hold-Down Brackets (not available with Cordless Lift & Lock)
- Short and Long Extension Brackets
- Spacer Blocks – small (3/8") and large (3/4") (one 3/8" spacer set standard with 2-3/8" blinds)
- Special Wand/Cord Length (please see available lengths on p.14)
- Cord Tilter (please see available lengths on p.14)
- 2 or 3 On 1 Headrail (maximum 120") – price as separate blinds (3 on 1 headrail not available with Cordless Lift & Lock)
- Side by Side (slat alignment guaranteed within 1/4" when requested at time of order. Blinds must be the same height, slat size, and color.)

### OPTIONS: EXTRA CHARGE – SPECIFY ON ORDER

- Cordless Lift & Lock™ System .....add \$74 each (not available on 1-3/8" blinds)
- Cordless Lift System .....add \$106 each
- Blinds Under 12" Wide .....add \$13 each
- Tape Valance (on 3" Standard Deco Valance Only) .....add \$12 each
- Keystone Valance option (for blinds under 102" wide) .....add \$13

Notes: • For surcharges on oversize common carrier delivery, express ship program, shipments to Hawaii, Alaska and Puerto Rico, see General Information Section

\* RemoteTilt Motorization is not available with Cordless Lift & Lock. Tapes option and Cordless Lift & Lock are not available with 1-3/8" blinds.

SIZE SPECIFICATIONS	1-3/8" Standard	2-3/8" Standard	1-3/8" & 2-3/8" Cordless	2-3/8" Cordless Lift & Lock™	1-3/8" & 2 3/8" RemoteTilt Motorization*
Minimum Width (Net)	8"	12" 12" with Tapes	18" 20" with Remote Tilt	10-1/2"	20" 22" with Tapes
Maximum Width (One blind)	102"	102"	78"	96"	96"
Minimum Height	12"	12"	12"	12"	12"
Maximum Height	126"	126"	84"	84"	96"
Max. AREA (SQ/FT) - Blinds over 50 SQ/FT require 2 or 3 on 1 headrail	50 sq/ft	50 sq/ft	45 sq/ft	50 sq/ft	50 sq/ft
Maximum Width 2 on 1 Headrail	120"	120"	N/A	120"	N/A
Maximum Width 3 on 1 Headrail	120"	120"		N/A	
Maximum continuous valance width (not spliced)	102"	102"	102"	102"	102"

## REMOTETILT™ – Tilt Motorization System

NOTE: Must select RF RemoteTilt power source when ordering.

**Radio Frequency (RF) RemoteTilt power options are:** (1) Single Battery Wand (reloadable), (2) Dual Battery Wand (reloadable), and (3) Transformer (plugs into wall outlet). Each Reloadable Battery Wand comes with a set of 8 AA lithium batteries on initial shade orders at the prices shown below. The part # below references the battery wand only.

### OPTIONS: EXTRA CHARGE – SPECIFY ON ORDER (Must select RF RemoteTilt power source when ordering)

#### RADIO FREQUENCY (RF) MOTORIZATION

- Radio Frequency (RF) Tilt Motor .....add \$294 per blind
- Radio Frequency (RF) Remote Control Unit – 1 Channel ..... Part #RC445069 ..... add \$107 each
- Radio Frequency (RF) Remote Control Unit – 5 Channel ..... Part #RC445079 ..... add \$137 each
- Radio Frequency (RF) Wireless Wall Switch – 1 Channel ..... Part #RC445135 ..... add \$272 each
- Radio Frequency (RF) Wireless Wall Switch – 5 Channel ..... Part #RC445136 ..... add \$272 each
- Radio Frequency (RF) Programmable Timer – 1 Channel ..... Part #1805237A..... add \$432 each
  
- Radio Frequency (RF) Single Battery Wand – Reloadable (Includes 8 AA)..... Part #RC445268 ..... add \$146 each
- Radio Frequency (RF) Dual Battery Wand – Reloadable (Includes 16 AA) ..... Part #RC445268 ..... add \$294 each
- Radio Frequency (RF) Transformer ..... Part #1822192 ..... add \$146 each
- Radio Frequency (RF) 10" Battery Wand Extension Cable ..... Part #9013282 ..... add \$11 each
- Radio Frequency (RF) 48" Battery Wand Extension Cable ..... Part #9013279 ..... add \$16 each
- Radio Frequency (RF) 96" Battery Wand Extension Cable ..... Part #9013277 ..... add \$21 each
- Radio Frequency (RF) 8 AA Lithium Batteries - Reloadable Wand Replacements ..... Part #9014834 ..... add \$49 each
  
- Solar Recharge Kit (**batteries NOT included** if ordered as a stand alone kit) ..... Part #9019034.....add \$267 each  
*(Includes solar panel, 10" Y harness, 12v reloadable battery tube, tube mounting clips, glass mount adhesive tape, solar panel mounting brackets – 4 qty.)*
- NiMh Rechargeable Batteries (quantity of 10)..... Part #9018621.....add \$75 each
- Plug-in AC Battery Rapid Charger (for solar recharge kit only) (includes 120" cable) .... Part #9018620.....add \$265 each
- 48" Extension Cable for Y Harness..... Part #9016736.....add \$18 each

Notes: • For surcharges on oversize common carrier delivery, express ship program, shipments to Hawaii, Alaska and Puerto Rico, see General Information Section

REMOTETILT MOTORIZATION SIZE SPECIFICATIONS	1-3/8"	2"	2-3/8"
	20"	20"	20"
Minimum Width (Net)	N/A with Solid or Decorative Tapes	22" with Solid or Decorative Tapes	22" with Solid or Decorative Tapes
Maximum Width (One blind)	96"	96"	96"
Maximum Height	96"	96"	96"
Maximum AREA (SQ/FT)	50 sq/ft	50 sq/ft	50 sq/ft
Maximum continuous valance width (not spliced)	102"	102"	102"

**RemoteTilt is not available with Cordless Lift & Lock**



## INDIVIDUAL VALANCE ORDERING & PRICING



Refer to this pricing for "individual" valances only. (Valances on all blind orders are already standard and included in the blind price.)

### Valance Deductions for Wood Blinds

Order Configuration		How Valance Will Be Produced
IB	RETURN LENGTH OVERRIDE	Inside miter to miter valance will be 1" wider than ordered width
OB	NET (Valance Only)	Inside miter to miter valance will be exact ordered width
IB	NET (Valance Only)	Valance will be exact ordered width
IB	CONTINUOUS	Valance will be exact size of continuous valance measurement
IB	CONTINUOUS with RETURN LENGTH OVERRIDE	Inside miter to miter valance will be 1" wider than ordered width
OB	CONTINUOUS	Inside miter to miter valance will be exact ordered width

SMOOTH FINISH	3" Standard Decorative, 3" Crescent, 3" Modern, and 4" Forte Valance Color #
Amber	287
Ashen	401
Barn Door	316
Chocolate	320
Dark Mocha	295
Eastern Cherry	315
English Walnut	299
Golden Oak	124
Golden Pine	285
Gray Day	402
Lunar	301
Mahogany	125
Mesquite	291
Milky White	282
Neuvo White	284
New Oak	117
Provincial	319
Pure White	026
Raven	400
Rich Walnut	133

SMOOTH FINISH	3" Standard Decorative, 3" Crescent, 3" Modern, and 4" Forte Valance Color #
Rose Mahogany	293
Snow White	296
Snowflake	013
Spice	134
Stewart Pecan	318
Storm Cloud	317
Sugar	300
Sunset Pine	288
Traditional White	283
Winter White	012

COASTAL	3" Standard Decorative, 3" Crescent, 3" Modern, and 4" Forte Valance Color #
Boardwalk	807
Driftwood	801
Ocean Mist	806
Sailcloth	800
Sand Dollar	803
Winter Surf	805

## INDIVIDUAL VALANCE PRICING

WIDTH TO:	24"	28"	32"	36"	42"	48"	54"	60"	66"	72"	78"	84"	90"	96"	102"	108"	114"	120"	144"	168"
3" Std Deco, Crescent, Modern	\$22	22	22	22	34	34	34	34	47	47	47	47	56	56	56	73	73	73	93	114
4" Forte	37	37	37	37	59	59	59	59	81	81	81	81	97	97	97	127	127	127	155	185

NOTE: The maximum continuous valance width is 102". Valances over the maximum width will be spliced in the center.

## TAPE VALANCE OPTION



With this option, the 1" Solid, 1" or 1-1/8" Decorative Tape is attached (glued) across the flat section of the 3" Standard Decorative Valance. Refer to the wood/tape sample deck to coordinate wood and tape colors to your liking. The tape names available for this option and the 4 digit tape color numbers are listed below. (Tape pattern orientation flows from left to right.)

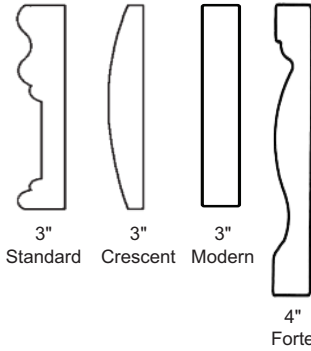

SOLID TAPE NAMES	Color Number
Alabaster	1113
Black	1899
Chocolate	1376
Dark Beige	1323
Dark Gray	1850
Light Beige	1322
Light Gray	1861

SOLID TAPE NAMES	Color Number
Pecan	1334
Steel	1867
Taupe	1302
White	1100
DECORATIVE TAPE NAMES	Color Number
Gray Cream Band	5007
Gray Gold Band	5006

NOTE: Decorative Keystone can be ordered with the tape valance option but the tape will not be placed on the Keystone, as it will butt up to it on each side.

# VALANCES

## STANDARD VALANCE & RETURN CONFIGURATIONS (OUTSIDE MOUNTS)



### Standard Decorative - 3" Profile

- Standard on All Styles

### Crescent Valance - 3" Profile (optional)

- Optional for All Styles

### Modern Valance - 3" Profile (optional)

- Optional for All Styles

### Forte Valance - 4" Profile (upgrade)

- Optional for All Styles

NOTE: Outside mount returns are adjusted longer by the factory when short or long extension brackets or when small or large (3/8" or 3/4") spacer blocks are ordered. Only the 1st set of ordered spacer blocks will affect the return length adjustment. Please specify longer custom return lengths when ordering if necessary.

### Slat Size/Style

- 1-3/8" Woods
- 2" Woods
- 2-3/8" Woods (+ 3/8" spacer blocks)
- 2" Coastal Woods

### Standard OB Returns

3"  
3"  
3-3/8"  
3"

**Note: Inside mount blind valances do not come with returns unless specified on the order.**


## KEYSTONE VALANCE OPTION

Keystones are designed to cover splices in oversized valances or can be used as a decorative element to add dimensional appeal.

Valances under 102" – a keystone may be added to a valance for a small surcharge. The valance will come fully assembled with the keystone positioned in the center. The color of the keystone will match the valance.

Valances over 102" that are spliced - a keystone will automatically be provided at no charge to join the sides and cover the splice. Will require assembly.

Note: the addition of a keystone will not affect the overall width of the valance.



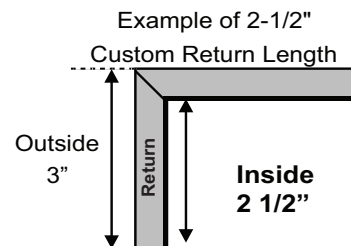
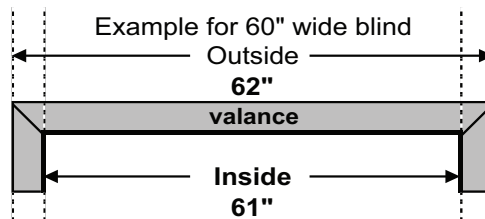
## VALANCE / RETURN SPECIFICATIONS

- **Custom valance widths** are available upon request. Maximum widths for valance are as follows:  
The maximum Continuous Valance width is **102"**.  
The maximum Spliced Valance width is **168"**. (See note below).
- **Custom return lengths** are available upon request:  
The minimum return length is **1/2"**  
The maximum return length is **6"**
- **3" Return lengths** are factory adjusted when extension brackets or (1 set of) spacer blocks are ordered.  
Returns + Short Extension Brackets = **4-1/4"**  
Returns + Long Extension Brackets = **6-1/4"**  
Returns + Small Spacer Blocks = **3-3/8"**  
Returns + Large Spacer Blocks = **3-3/4"**

**NOTE:** Valances over 102" will be spliced in the middle. **A decorative keystone will be supplied at no charge to join the sides and conceal the splice.**

### CUSTOM VALANCE & RETURNS – MEASURED & CUT FROM THE INSIDE:

- **NOTE:** Valances are cut to measure from the **inside** miter to insure the most accurate fit when installed over the headrail or window frame.



# CORDLESS LIFT & LOCK™ – BOTTOMRAIL COLOR COORDINATION

The cordless Lift & Lock™ operating system comes with a coordinating aluminum bottomrail in the color listed below.

Wood Styles & Names	2" COLOR #	2-3/8" COLOR #	Cordless Lift & Lock Bottomrail	
			Color	Color #
SMOOTH FINISH (paints & stains)				
Amber	W2-287	W238-287	Camel	082
Ashen	W2-401		Pearl Gray	879
Barn Door	W2-316		Camel	082
Chocolate	W2-320		Sweet Chocolate	378
Dark Mocha	W2-295	W238-295	Venetian Bronze	234
Eastern Cherry	W2-315		Camel	082
English Walnut	W2-299		Sweet Chocolate	378
Golden Oak	W2-124	W238-124	Wild Ginger	463
Golden Pine	W2-285		Camel	082
Gray Day	W2-402		Gray Flannel	405
Lunar	W2-301	W238-301	Antique White	973
Mahogany	W2-125	W238-125	Venetian Bronze	234
Mesquite	W2-291	W238-291	Sweet Chocolate	378
Milky White	W2-282	W238-282	Pearl	974
Neuvo White	W2-284	W238-284	Pearl	974
New Oak	W2-117		Wild Ginger	463
Provincial	W2-319		Sweet Chocolate	378
Pure White	W2-026	W238-026	Pearl	974
Raven	W2-400		Black	048
Rich Walnut	W2-133	W238-133	Venetian Bronze	234
Rose Mahogany	W2-293		Cognac	282
Snow White	W2-296		Alabaster	002
Snowflake	W2-013	W238-013	Pearl	974
Spice	W2-134	W238-134	Ginger	187
Stewart Pecan	W2-318		Cocoa	083
Storm Cloud	W2-317		WD Gold	422
Sugar	W2-300	W238-300	Pearl	974
Sunset Pine	W2-288		Wild Ginger	463
Traditional White	W2-283		Pearl	974
Winter White	W2-012	W238-012	Alabaster	002

COASTAL	2" COLOR #	2-3/8" COLOR #	Cordless Lift & Lock Bottomrail	
			Color	Color #
Boardwalk	WBR-807		Cocoa	083
Driftwood	WBR-801		Smokey Gray	443
Ocean Mist	WBR-806		Smokey Gray	443
Sailcloth	WBR-800		Antique White	973
Sand Dollar	WBR-803		Antique White	973
Winter Surf	WBR-805		Bronze	064

 = NOT AVAILABLE

**NOTE:** Bottomrail colors are pre-selected. Hardware color override is not available.  
Please refer to the cordless Lift & Lock™ Hardware Color Card to see an example of the bottomrail color.

# SOLID AND DECORATIVE TAPES

## TAPES



## TAPE SPECIFICATIONS

Select the tape width, color and design which will complement your 2" or 2-3/8" wood blind.

- Made from a poly/cotton blend
- Resists fading or shrinking
- *Lifetime Guarantee*
- Decorative tapes are attached to solid colored tape ladders that are slightly narrower than the width of the decorative tape (see chart below). The ladder is pre-selected based upon this width and for color coordination. A high tech gluing process is used to adhere the decorative tape. This process is superior to the commonly used sewing application which is visible and tends to pucker. **The decorative tape is only applied to the ladder on the front of the blind. The back of the blind will have a solid color tape visible (see chart below).**

### Solid Tapes

1" Solid Tape	Color Number
Alabaster	1113
Black	1899
Chocolate	1376
Dark Beige	1323
Dark Gray	1850
Light Beige	1322
Light Gray	1861
Pecan	1334
Steel	1867
Taupe	1302
White	1100

1-1/2" Solid Tape	Color Number
Alabaster	8113
Black	8899
Chocolate	8376
Dark Beige	8323
Dark Gray	8850
Light Beige	8322
Light Gray	8861
Pecan	8334
Steel	8867
Taupe	8302
White	8100

### Decorative Tapes

1-1/8" Deco Tape	Attached To
Gray Cream Band 5007	Alabaster
Gray Gold Band 5006	Alabaster
1-1/4" Deco Tape	Attached To
Stonewash Cocoa 5003	Light Beige
Stonewash Espresso 5005	Chocolate
Stonewash Gray 5002	Alabaster
Stonewash Khaki 5001	Alabaster

1-1/2" Deco Tape	Attached To
Dublin 6200	Alabaster
Ivory Accent 0911	Alabaster
Knit Fit 4300	Alabaster
White Accent 0910	White

**Solid and Decorative Tapes are not available with:**

- LightsOut Routeless Feature
- Cordless Lift
- Cordless Lift & Lock™
- 1-3/8" Slats

# PRODUCT SPECIFICATIONS

FEATURES	1-3/8"	2" Smooth	2" Coastal	2-3/8"
# of Colors	9	30	6	14
Headrail Size	1-1/2" x 2-1/4"	1-1/2" x 2-1/4"	1-1/2" x 2-1/4"	1-1/2" x 2-1/4"
Headrail Gauge	.024	.024	.024	.024
Bracket Style	Box	Box	Box	Box
Ladder Space Between Slats	30 mm	44 mm	44 mm	54 mm
Wand Tilt - not available with RemoteTilt option	Yes	Yes	Yes	Yes
Decorative Valance	Yes – 3"	Yes – 3"	Yes – 3"	Yes – 3"
Valance Return Lengths (standard for OB mounts)	3"	3"	3"	3-3/8"
Magnetic Valance Attachment System	Yes	Yes	Yes	Yes
Decorative Wood Tassel	Yes	Yes	Yes	Yes
Break-Away Stop Ball - not required with cordless lift - not required with cordless Lift & Lock™	Yes	Yes	Yes	Yes
Warranty (Tilt motor systems are warranted for 5 years)	Lifetime Limited	Lifetime Limited	Lifetime Limited	Lifetime Limited

OPTIONS AND UPGRADES	1-3/8"	2" Smooth	2" Coastal	2-3/8"
Cordless Lift - not available with tapes - not available with LightsOut Routeless feature	Yes	Yes	Yes	Yes
Cordless Lift & Lock™ - not available with tapes - not available with LightsOut Routeless feature	N/A	Yes	Yes	Yes
RemoteTilt System <sup>1</sup> - not available with cordless Lift & Lock™	Yes	Yes	Yes	Yes
Cordless Lift System PLUS RemoteTilt System	Yes	Yes	Yes	Yes
LightsOut Routeless Slats <sup>2</sup> - not available with tapes - not available with cordless lift - not available with cordless Lift & Lock™	Yes	Yes	Yes	Yes
2 or 3 On 1 Headrail <sup>3</sup> - 3 on 1 headrail not available with cordless Lift & Lock™	Yes	Yes	Yes	Yes
Tapes <sup>4</sup> - not available with cordless lift - not available with cordless Lift & Lock™ - not available with LightsOut Routeless feature	N/A	Yes	Yes	Yes
Tape Valance – Decorative Valance Only	Yes	Yes	Yes	Yes
Crescent Valance	Yes	Yes	Yes	Yes
Modern Valance	Yes	Yes	Yes	Yes
Forte Valance	Yes	Yes	Yes	Yes
Keystone Valance	Yes	Yes	Yes	Yes

CONTROL/MOUNTING OPTIONS	1-3/8"	2" Smooth	2" Coastal	2-3/8"
Cord Tilt	Yes	Yes	Yes	Yes
Control Positions	LR, RL or Grouped	LR, RL or Grouped	LR, RL or Grouped	LR, RL or Grouped
Tilt Control Position – Cordless Lift	L (only)	L (only)	L (only)	L (only)
Tilt Control Position – Cordless Lift & Lock™	N/A	L or R	L or R	L or R
Lift Control Position – RemoteTilt (Motor will be on opposite side)	L or R	L or R	L or R	L or R
Tile Cut-out(s) - not available with cordless Lift & Lock™	Yes	Yes	Yes	Yes
Spacer Blocks <sup>5</sup> (3/8" and 3/4" Depths)	Yes	Yes	Yes	3/8" Standard
Extension Brackets (Short & Long)	Yes	Yes	Yes	Yes
Hold-down Brackets - not available with 2-3/8" cordless Lift & Lock™	Yes	Yes	Yes	Yes

FOOTNOTES				
1	RemoteTilt motorization system requires a hand-held REMOTE CONTROL unit. <b>The quantity of remote control units must be specified when ordering. RemoteTilt requires both a remote and a power source. Please specify when ordering.</b>			
2	The <b>LightsOut configuration</b> may cause slight "puckering" of the <b>lift cords</b> on the front of the blind when the slats are tilted backwards (reverse tilt) due to the use of interlacing cords on the front (the back uses looped ladders). A gentle tug down on the lift cord tassel will eliminate any puckering.  The slats on LightsOut routeless blinds feature notches in the slat instead of route holes. Regardless of blind size, there will notches in the front and rear of the slat on the far right and far left ladders only, approximately 6" in from the end of the slat.			
3	There will be a 1/2" maximum light gap between multiple blinds on 1 headrail. 2 or 3 on 1 headrail not available with the Cordless Lift or RemoteTilt upgrades.			
4	Wood tone blinds will include Antique Brass Tape Clamps and White/Neutral tone blinds will include White Tape Clamps on the bottomrail.			
5	On outside mount valances, the 1st set of ordered spacer blocks will automatically lengthen the default 3" valance return length by the depth of the spacer, either 3/8" or 3/4".			



## SIZE SPECIFICATIONS

SIZE SPECIFICATIONS	2" Standard	2" Cordless	2" Cordless Lift & Lock™	2" RemoteTilt Motorization*
Minimum Width (Net)	8" 12" with Tapes	18" 20" with Remote Tilt	10-1/2"	20" 22" with Tapes
Maximum Width (One blind)	102"	78"	96"	96"
Minimum Height	12"	12"	12"	12"
Maximum Height	126"	84"	84"	96"
Max. AREA (SQ/FT) - Blinds over 50 SQ/FT require 2 or 3 on 1 headrail (where available)	50 sq/ft	45 sq/ft	45 sq/ft	50 sq/ft
Maximum Width 2 on 1 Headrail	120"	N/A	120"	N/A
Maximum Width 3 on 1 Headrail	120"		N/A	N/A
Maximum continuous valance width (not spliced)	102"	102"	102"	102"

SIZE SPECIFICATIONS	2-3/8" Standard	2-3/8" Cordless	2-3/8" Cordless Lift & Lock™	2 3/8" RemoteTilt Motorization*
Minimum Width (Net)	12" 12" with Tapes	18" 20" with Remote Tilt	10-1/2"	20" 22" with Tapes
Maximum Width (One blind)	102"	78"	96"	96"
Minimum Height	12"	12"	12"	12"
Maximum Height	126"	84"	84"	96"
Max. AREA (SQ/FT) - Blinds over 50 SQ/FT require 2 or 3 on 1 headrail	50 sq/ft	45 sq/ft	50 sq/ft	50 sq/ft
Maximum Width 2 on 1 Headrail	120"	N/A	120"	N/A
Maximum Width 3 on 1 Headrail	120"		N/A	N/A
Maximum continuous valance width (not spliced)	102"	102"	102"	102"

SIZE SPECIFICATIONS	1-3/8" Standard	1-3/8" Cordless	1 3/8" Cordless Lift & Lock™**	1 3/8" RemoteTilt Motorization*
Minimum Width (Net)	8"	18"		20"
Maximum Width (One blind)	102"	78"		96"
Minimum Height	12"	12"		12"
Maximum Height	126"	84"		96"
Max. AREA (SQ/FT) - Blinds over 50 SQ/FT require 2 or 3 on 1 headrail (where available)	50 sq/ft	45 sq/ft		50 sq/ft
Maximum Width 2 on 1 Headrail	120"	N/A		N/A
Maximum Width 3 on 1 Headrail	120"			N/A
Maximum continuous valance width (not spliced)	102"	102"		102"

\*RemoteTilt Motorization is not available with Cordless Lift & Lock

\*\*1-3/8" Wood Blinds are not available with Cordless Lift & Lock or Tapes

## FINISHED DIMENSIONS

Adjustments are taken from ordered dimensions and may vary slightly.

Inside (IB) Mount	
Headrail width <sup>1</sup>	- 3/4"
Blind width	- 1/2"
Blind height	ordered height
Valance	- 1/8"
Outside (OB) Mount	
Headrail width <sup>1</sup>	- 1/4"
Blind width	ordered width
Blind height	ordered height
Valance (measured from inside corners)	+ 1"
2 on 1 and 3 on 1 Headrail	
Gap between panels	- 1/2"

## MOUNTING REQUIREMENTS

Use a metal tape measure for all measurements.

Inside (IB) Mount	
Minimum mounting depth:	1-1/8"
Minimum mounting depth, flush mount - 1-3/8", 2":	3-1/2"
Minimum mounting depth, flush mount - 2-3/8":	3-3/4"
Outside (OB) Mount	
Minimum flat vertical surface	1-3/4"

### FOOTNOTE

1 The headrail width has a 1/4" deduction on outside mounts and 3/4" deduction on inside mounts to accommodate the installation brackets.

# CONTROL CHARTS / COMPONENTS – STANDARD RECTANGULAR

## TILT WAND (STANDARD)

- Wood tilt wands are **color coordinated** with slats
- Chart shows standard lengths.
- Tilt Length Override – specify length when ordering

Wand Length	Blind Height
12"	12" to 24"
20"	24 1/8" to 36"
24"	36 1/8" to 48"
36"	48 1/8" to 72"
48"	72 1/8" to 126"

Wood Wands up to 48" long. Clear plastic in 60", 70", 78", 90" or 120". Wand length optional. Specify optional lengths when ordering.

## TILT CORD (OPTIONAL)

- Cords are **color-coordinated** with slats
- Standard tilt cord lengths are 40% of the blind height as required by child safety standards. Customized lengths are available upon request. Minimum tilt cord length is 6". For blinds under 15" in height, a tilt cord length override to at least 6" must be requested.
- **For RemoteTilt**, the **tilt** function is controlled by remote unit

CONTROL POSITIONS:	Min. Width (NET)
Tilt Cord center and no Lift Cord*	Under 12"
Tilt Cord <b>left</b> / Lift Cord <b>right</b> (standard)	12"
Lift Cord <b>left</b> / Tilt Cord <b>right</b>	12"
Tilt & Lift Cords <b>grouped left</b>	18-1/8"
Tilt & Lift Cords <b>grouped right</b>	18-1/8"

\* Available on 1-3/8" and 2" blinds only

Lift Cord Control – Standard lift cord length is 40% of the blind height as required by child safety standards. Customized lengths are available upon request. Minimum cord length is 6". For blinds under 15" in height, a cord length override to at least 6" must be requested.

## LADDER / TAPE PLACEMENT CHARTS

The following charts show the number of ladders and routes based on the NET width of the blind.

1-3/8" and 2" WOOD		
Blind Width	# of Ladders	# of Routes
8" - 36"	2	2
36 1/8" - 56 1/4"	3	2
56 3/8" - 78 1/4"	4	4
78 3/8" - 100 1/4"	5	4
100 3/8" - 102"	6	4

2-3/8" WOOD		
Blind Width	# of Ladders	# of Routes
8" - 36"	2	2
36 1/8" - 52"	3	2
52 1/8" - 72"	4	4
72 1/8" - 92"	5	4
92 1/8" - 102"	6	4

\*\*Routes are positioned approximately 2" from the end of the slat for blinds less than 12" wide, 3-3/4" from the end of the slat for blinds less than 18" wide, and 6 1/4" from the end of the slat for all others.

## STACK-UP CHART (APPROXIMATE)

- Headrail+Bottomrail = 2-1/2"

The following charts show the stacking height of the slats when the blind is fully raised. **Add in HR+BR for total.**

1-3/8" WOOD	
+ 2 1/2"	
Blind Height	Stack Height
48"	5 3/4"
60"	7 3/8"
72"	8 3/4"
84"	10 1/4"
96"	11 3/4"

PLUS 2-1/2"

2" WOOD	
+ 2 1/2"	
Blind Height	Stack Height
48"	4"
60"	5"
72"	6"
84"	7"
96"	8"

PLUS 2-1/2"

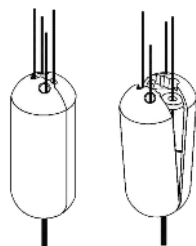
2-3/8" WOOD	
+ 2 1/2"	
Blind Height	Stack Height
48"	3 1/8"
60"	3 7/8"
72"	4 5/8"
84"	5 3/8"
96"	6 1/4"

PLUS 2-1/2"

## BREAK-AWAY STOP BALL

- Stop balls are standard for ALL lift cords.

The stop ball separates under pressure. It easily snaps together again.



## BOTTOMRAIL

- **Trapezoid** bottomrails are standard on wood blinds

The "trapezoid" bottomrail provides a contoured, modern look along with improved blind operation (slat tilting & rotating). It also accommodates a smaller flat 1" tape clamp when solid or decorative tapes are ordered.



NOTE: Wood tone blinds will include Antique Brass Tape Clamps and White/Neutral tone blinds will include White Tape Clamps on the bottomrail.

## CONTROL CHARTS – CORDLESS

### CONTROLS

- Tilt cords are **color coordinated** with slats
- Standard tilt cord lengths are 40% of the blind height as required by child safety standards. Customized lengths are available upon request. Minimum tilt cord length is 6". For blinds under 15" in height, a tilt cord length override to at least 6" must be requested.
- LIFT** function is controlled from the bottom rail

#### TILT CONTROL POSITIONS - LEFT ONLY

Tilt Wand (Standard), Tilt Cords (Optional) or RemoteTilt (Optional)

Min. Width
18"
20" with Remote Tilt

### LADDER PLACEMENT CHARTS

The following charts show the number of ladders and routes based on the NET width of the blind.

1-3/8" and 2" WOOD		
Blind Width	# of Ladders	# of Routes
18" - 38-1/8"	2	2
38-1/4" - 60-1/8"	3	2
60-1/4" - 78"	4	4

2-3/8" WOOD		
Blind Width	# of Ladders	# of Routes
18" - 36"	2	2
36-1/8" - 60-1/8"	3	2
60-1/4" - 78"	4	4

\*\*Routes are positioned approximately 6 1/4" from the end of the slat for blinds less than 38 1/4" wide, and 8 1/4" from the end of the slat for all others.

### STACK-UP CHART (APPROXIMATE)

The following charts show the stacking height of the slats when the blind is fully raised. **Add in HR+BR for total.**

- Headrail+Bottomrail = 2-1/2"

1-3/8" WOOD	
Blind Height	Stack Height
48"	5 3/4"
60"	7 3/8"
72"	8 3/4"
84"	10 1/4"

2" WOOD	
Blind Height	Stack Height
48"	4"
60"	5"
72"	6"
84"	7"

2-3/8" WOOD	
Blind Height	Stack Height
48"	3 1/8"
60"	3 7/8"
72"	4 5/8"
84"	5 3/8"

PLUS	2-1/2"
------	--------

PLUS	2-1/2"
------	--------

PLUS	2-1/2"
------	--------

## CONTROL CHARTS – REMOTETILT™ MOTOR SYSTEM

### CONTROLS

- Lift cords are **color coordinated** with slats
- Standard lift cord lengths are 40% of the blind height as required by child safety standards. Customized lengths are available upon request. Minimum tilt cord length is 6". For blinds under 15" in height, a tilt cord length override to at least 6" must be requested.
- TILT** function is motor controlled from remote unit

#### LIFT CONTROL POSITIONS:

Lift Cord **right** (standard) or **left**

Motor position will be on the opposite side of Lift Cord

Min. Width
20"
22" w/ Tapes

**Note:** RemoteTilt is not available with Cordless Lift & Lock

### LADDER PLACEMENT CHARTS

The following charts show the number of ladders and routes based on the NET width of the blind.

1-3/8" and 2" WOOD		
Blind Width	# of Ladders	# of Routes
12" - 36"	2	2
36 1/8" - 56 1/4"	3	2
56 3/8" - 78 1/4"	4	4
78 3/8" - 96"	5	4

2-3/8" WOOD		
Blind Width	# of Ladders	# of Routes
12" - 36"	2	2
36 1/8" - 52"	3	2
52 1/8" - 72"	4	4
72 1/8" - 92"	5	4
92 1/8" - 96"	4	4

\*\*Routes are positioned approximately 5" from the end of the slat for blinds less than 18" wide and 6 1/4" from the end of the slat for all others.

### STACK-UP CHART (APPROXIMATE)

The following charts show the stacking height of the slats when the blind is fully raised. **Add in HR+BR for total.**

- Headrail+Bottomrail = 2-1/2"

1-3/8" WOOD	
Blind Height	Stack Height
48"	5 3/4"
60"	7 3/8"
72"	8 3/4"
84"	10 1/4"
96"	11 3/4"

2" WOOD	
Blind Height	Stack Height
48"	4"
60"	5"
72"	6"
84"	7"
96"	8"

2-3/8" WOOD	
Blind Height	Stack Height
48"	3 1/8"
60"	3 7/8"
72"	4 5/8"
84"	5 3/8"
96"	6 1/4"

<b>PLUS</b>	<b>2-1/2"</b>
-------------	---------------

<b>PLUS</b>	<b>2-1/2"</b>
-------------	---------------

<b>PLUS</b>	<b>2-1/2"</b>
-------------	---------------

# CONTROL CHARTS – CORDLESS LIFT & LOCK SYSTEM

## TILT WAND (STANDARD)

- Tilt wands are **color-coordinated** with slats
- Chart shows standard lengths.
- Tilt Length Override – specify length when ordering

2" & 2-3/8" WOOD	
Wand Length	Blind Height
12"	12" to 24"
20"	24 1/8" to 36"
24"	36 1/8" to 48"
36"	48 1/8" to 72"
48"	72 1/8" to 84"



Wood Wands up to 48" long. Clear plastic in 60", 70", 78", 90" or 120".  
Wand length optional. Specify optional lengths when ordering.

## TILT CORD (OPTIONAL)

- Cords are **color-coordinated** with slats
- Standard tilt cord lengths are 40% of the blind height as required by child safety standards. Customized lengths are available upon request. Minimum tilt cord length is 6". For blinds under 15" in height, a tilt cord length override to at least 6" must be requested.
- For cordless Lift & Lock the lift function is controlled by the bottomrail

### CONTROL POSITIONS:

Tilt Cord center ONLY

Tilt Left or Right ONLY

### Min. Width (NET)

10-1/2" to 12-3/8"

12-1/2" and more

## LADDER PLACEMENT CHART

The chart shows the number of ladders and routes based on the NET width of the blind.

2" & 2-3/8" WOOD		
Blind Width	# of Ladders	# of Routes
10-1/2" - 36"	2	2
36-1/8" - 56"	3	2
56-1/8" - 78"	4	4
78 1/8" - 96"	5	4

\*\*Routes are positioned approximately 2 1/2" from the end of the slat for blinds less than 12 1/2" wide, 3" from the end of the slat for blinds less than 19 3/4" wide, and 6" from the end of the slat for all others.

## STACK-UP CHART (APPROXIMATE)

- Headrail+Bottomrail = 2-1/2"

The charts show the stacking height of the slats when the blind is fully raised. **Add in HR+BR for total.**

2" WOOD	
Blind Height	Stack Height
48"	4"
60"	5"
72"	6"
84"	7"

2-3/8" WOOD	
Blind Height	Stack Height
48"	3 1/8"
60"	3 7/8"
72"	4 5/8"
84"	5 3/8"

PLUS

2-1/2"

PLUS


2-1/2"

## BOTTOMRAIL - Cordless Lift & Lock™

- A 2" deep by 1" tall aluminum bottomrail is standard

The aluminum bottomrail comes in one of the available colors pre-selected to best complement the color of the slat. A list of the coordinating bottomrail colors can be found on page 10. Please refer Cordless Lift & Lock Bottomrail Colors sheet to see an example of the bottomrail color.

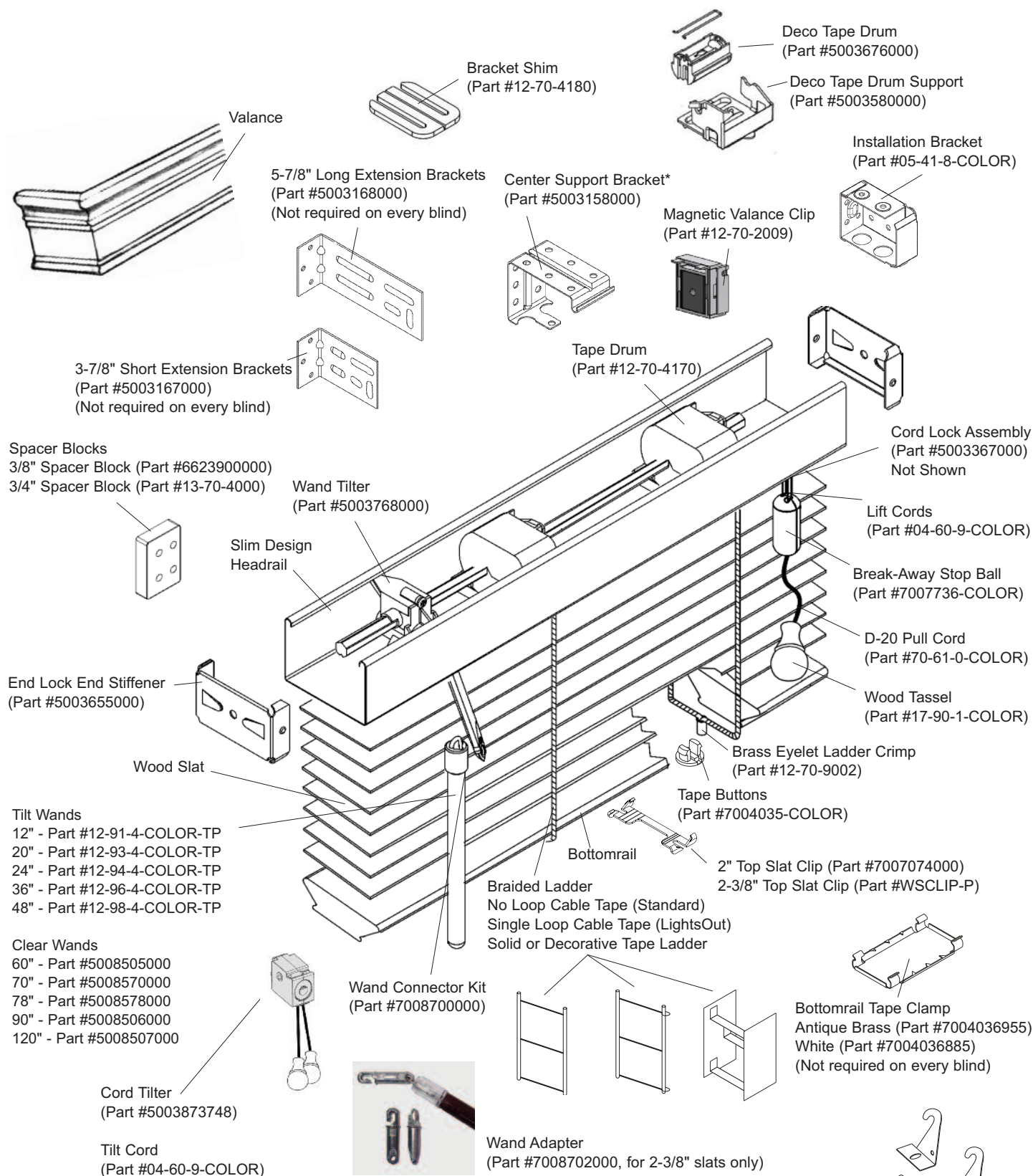
Aluminum Bottomrail



**NOTE:** Bottomrail colors are pre-selected. Hardware color override is not available.



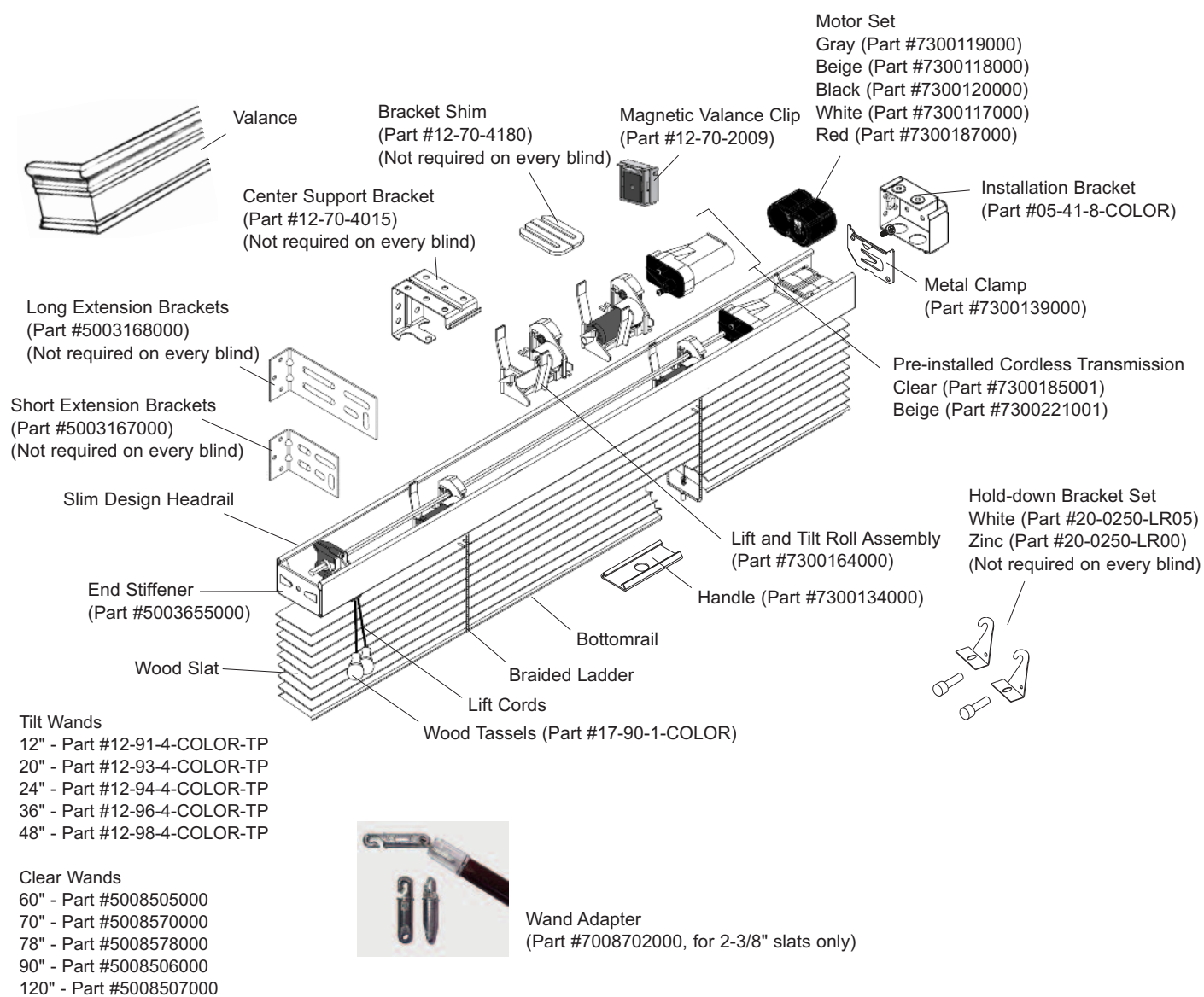
# PRODUCT COMPONENTS – STANDARD RECTANGULAR



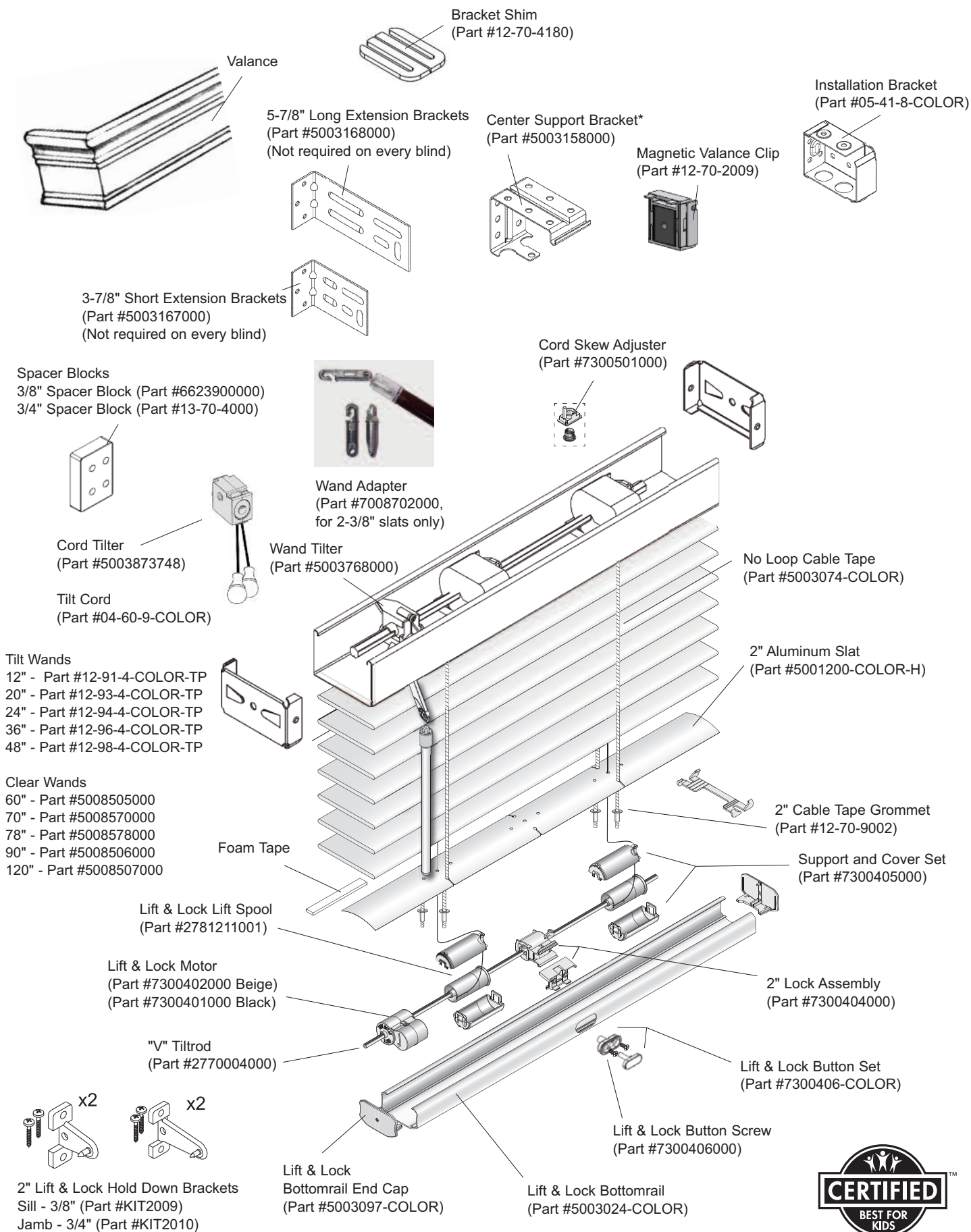
**NOTE:** Order the tilter and cord at the same time so they come pre loaded.

**\*NOTE:** 1 Center Support Bracket required for blind sizes 48-1/8" to 60" and 2 brackets required for blind sizes 60-1/8" and over.

# CONTROL CHARTS – CORDLESS LIFT SYSTEM



# PRODUCT COMPONENTS – CORDLESS LIFT & LOCK™ SYSTEM



\*when ordered with wand tilt

---


## REMOTETILT™ MOTORIZATION: OVERVIEW

---

With RemoteTilt motorized blinds, a better quality of life and have more time to enjoy life's daily pleasures. At the touch of a button, window coverings can be instantly adjusted to changing activities or the varying sun conditions.



An ideal solution is to manage glare with a RemoteTilt hand-held remote control. At the simple touch of a button, blinds will tilt open or closed to adjust to the changing sunlight in a room.



RemoteTilt motorized blinds provide ultra-quiet operation. This RF system can operate blinds from virtually anywhere in the house without direct line of sight. Similar to how a garage door opener operates, radio signals travel through walls and make it possible to control multiple coverings throughout the home alone or as a group. It is also available in a 5-channel version. The multi-channel RF system allows for independent control of individual blinds and/or group control.

---

The RemoteTilt motorization system provide many benefits, such as improving energy efficiency, providing easily controllable privacy and also enhancing home security.

---



The RemoteTilt RF timer allows users to program specific times of the day to automatically adjust blinds in different areas of the house, protecting interiors from the fading effects of direct sunlight. This feature provides added security to an unoccupied home by creating a lived in look even while homeowners are away on vacation.



The battery powered RemoteTilt RF wireless wall switch allows blinds to be controlled when entering or exiting a room, just like the lights. The switch may be seamlessly installed without wiring next to any light switch or stand alone, and is never misplaced. This one touch privacy helps create the ideal environment whether preparing for a bath, relaxing in bed or enjoying time with the family at home.

---

Alta RemoteTilt motorized blinds are powered by Somfy, an industry leader in automated window coverings. All motorized products are backed by a 5 year warranty.





# RADIO FREQUENCY REMOTETILT™ MOTORIZATION: FEATURES & OPTIONS














## RADIO FREQUENCY (RF) REMOTETILT FEATURES:

- Highest quality patent protected design by Somfy
- Advanced motor with quiet operation
- Motor is fully enclosed within the headrail
- RemoteTilt blinds install with standard installation hardware
- RF motor is programmable with 1-channel and 5-channel versions

Note: The power source must be selected when ordering. The options are: reloadable and non-reloadable single or dual battery wand, and the plug-in transformer.



 <p><b>Radio Frequency (RF) RemoteTilt Motor</b>  Motor (Part #1002822)  Headrail Adapter (Part #9014528)  Tilt Hex Rod Adapter – Standard (Part #9014535)  Tilt D Rod Adapter – Cordless Lift (Part #9014536)</p>	<ul style="list-style-type: none"> <li>• Fully concealed motor unit</li> <li>• Flexible and programmable operation</li> <li>• 12 Volt System</li> </ul>
 <p><b>Radio Frequency (RF) Remote Control</b>  (must order separately)  Color: 2 tone white and gray  2 Types: programmable 1-channel and programmable 5-channel  (1-Channel: Part #RC445069)  (5-Channel: Part #RC445079)</p>	<ul style="list-style-type: none"> <li>• Controls tilting operation</li> <li>• Programmable features</li> <li>• Easy blind tilting up to 90 feet away</li> <li>• 5-channel remote allows for multiple and independent blind operation</li> </ul>
 <p><b>Single Battery Wand (reloadable) and Installation Clips</b>  Wand (Part #RC445268)  Clips (Part #9013263)  8 AA Lithium Batteries (not shown) (Part #9014834)</p>	<ul style="list-style-type: none"> <li>• On initial blind orders, the reloadable wand comes with 8 AA lithium batteries</li> <li>• Comes with wall mounting installation clips</li> <li>• For parts ordering the reloadable wand INCLUDING 8 AA lithium batteries, order both part #s</li> <li>• Replacement 8 AA lithium batteries may also be ordered separately</li> </ul>
 <p><b>Optional, Dual Battery Wand (reloadable) and Installation Clips</b>  (Clips: Part #9013263)  (Wand: Part #RC445268) x2  (Y-Harness: Part #9018625)  (Y-Harness Ext. Cable: Part #9016374)</p>	<ul style="list-style-type: none"> <li>• On initial shade orders, the reloadable wands come with 16 AA lithium batteries</li> <li>• Combines Single Battery Wands for extended life</li> <li>• Comes with wall mounting installation clips</li> </ul>
 <p><b>Transformer 10' Cable</b>  (Part #1822445)</p>	<ul style="list-style-type: none"> <li>• Plug-in operation, no batteries required</li> <li>• Works in standard wall outlet (10' wire length)</li> </ul>
 <p><b>Battery Wand Extension Cables</b>  Color: White  (10" Cable: Part #9013282)  (48" Cable: Part #9013279)  (96" Cable: Part #9013277)</p>	<ul style="list-style-type: none"> <li>• Available in 10", 48" and 96"</li> <li>• Allows battery wand installation away from headrail</li> </ul>
 <p><b>Wireless Wall Switch</b>  Color: white  2 Types: programmable 1-channel and 5-channel  (1 Channel: Part #RC445135)  (5 Channel: Part #RC445136)</p>	<ul style="list-style-type: none"> <li>• Control wireless operation from the wall up to 90 feet away</li> <li>• Works like turning a light on/off</li> </ul>
 <p><b>Programmable Timer (RF)</b>  1 Type: programmable 1-channel  (Part #1805237A)</p>	<ul style="list-style-type: none"> <li>• Program operation based on pre-set times</li> <li>• Excellent home security feature</li> </ul>
<p><b>WireFree™ Solar Pack Kit – Batteries NOT included (Part #9019034)</b></p> <p>Photovoltaic Panel </p> <p>48" Extension Cable for Y Harness (Part #9016736)</p> <p>Batteries (Part #9018621) </p> <p><b>Accessories</b>  Plug-in AC battery (Part #9018620) rapid charger (required for charging battery prior to installation) </p>	<ul style="list-style-type: none"> <li>• Uses sunlight to power a motorized shade.</li> <li>• Easy to install. Low profile, easy to conceal.</li> <li>• Solar Recharge Kit (<b>batteries NOT included</b> if ordered as a stand alone kit) (Part #9019034) – Includes solar panel, 10" Y harness, 12v reloadable battery tube, tube mounting clips, glass mount adhesive tape, solar panel mounting brackets – 4 qty.)</li> <li>• NiMh Rechargeable Batteries (quantity of 10) (Part #9018621)</li> <li>• Plug-in AC Battery Rapid Charger (for solar recharge kit only) (includes 12" cable) (Part #9018620)</li> <li>• 48" Extension Cable for Y Harness (Part #9016736)</li> </ul>