




## Decorative Drapery Hardware Selection Guide



COLLECTIONS	BUCKINGHAM	DESIGNER METALS	WROUGHT IRON	WOOD TRENDS	RENAISSANCE	ESTATE
DIAMETERS	1 3/8", 2", 3"	1 3/8"	1"	1 3/8", 2", 3"	2"	2" Fascia
POLE LENGTHS	4', 6', 8', 12'	8' & 36"-270"	6', 8'	4', 6', 8', 12'	4', 6', 8', 12'	18"-16'
POLE MATERIALS	Wood	Metal	Metal	Wood	Wood	Wood, Metal & Chroma
OPERATION	Stationary, Traversing & Baton Draw	Stationary, Traversing & Baton Draw	Stationary & Baton Draw	Stationary, Traversing & Baton Draw	Stationary	Traversing
POLE SIZING	Fixed Width	Fixed Width & Telescoping	Fixed Width	Fixed Width	Fixed Width	Cut to Measure
FINISHES	14	8	5	9	5	41
FINIALS	52	24	11	22	6	35
BRACKET TYPES	Decorative Fixed	Decorative, Bypass & Concealed Adjustable	Decorative Fixed & Bypass Fixed	Decorative Fixed	Decorative Fixed	Concealed Adjustable
BRACKET CLEARANCES	2 1/2"-5 1/4"	2 1/2"-9 3/8"	3 1/2"-7 1/2" & IM	3 1/2"-6 1/4" & IM & Ceiling	3 1/2"-6 1/4"	1 3/4"-3 1/4"
TREATMENT STYLES	Stationary	Stationary & Traversing	Stationary & Traversing	Stationary & Traversing	Stationary	Traversing