



<http://www.montessoriprintshop.com>

Welcome Teachers and Parents,

We're so pleased you've decided to try our printable Montessori materials. Unless you're familiar with Montessori you probably have a lot of questions about this material - like how do I use it?

We have some fairly detailed written tutorials with pictures to help you out! Instead of including in depth detailed instructions with each printable we ask that you visit our website and take advantage of not only the tutorials, but also all of the other great articles and information we've written about the Montessori method. You'll find the links at the bottom of this page.

Once you get the hang of using some of our printable Montessori materials (i.e. 3-Part Cards, Nomenclature, etc) you'll find you won't need detailed instructions any longer. You'll find it's all in the presentation of the materials: using beautiful realistic images, offering concrete information, asking questions that provoke thought, allowing the children to explore, ask questions, and do further research (using books, observations, some video, etc).

One of the most important aspects of Montessori is "**follow the child**". Allow their interests to guide them. Observe their interests and find a way to incorporate all aspects of learning into their interests. If you do this you'll find that learning isn't a chore for them - it's a delight! They'll come to school with excitement in their eyes and they'll surprise you with what they've learned.

There are lots of tutorials in the "Learn How To" section of our website.




For this particular material you will require the following:

How to prepare 3-Part Cards: http://www.montessoriprintshop.com/Prepare_3-Part_Cards.html

How to use Nomenclature: http://www.montessoriprintshop.com/Use_Montessori_Nomenclature.html


Make a Nomenclature Book: http://www.montessoriprintshop.com/Make_Our_Montessori_Materia.html

Choose 1 of 2 covers for your book.



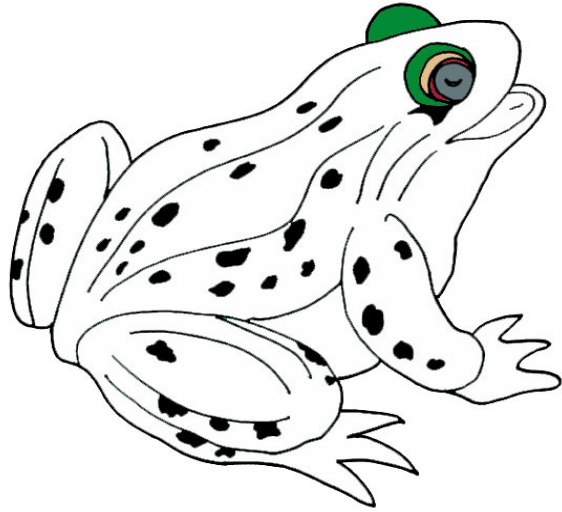
The Frog

The Frog




frog

A **frog** is an amphibian.
It lives in the water and
on land. Its body is
covered with soft, moist
skin.




eyes

The eyelids do not move. To close its **eyes**, the frog draws the eyes into its sockets.




forelegs

The **forelegs** are small. They help push food into the mouth.




hind legs

The **hind legs** are long and strong. They are used for leaping and swimming.




mouth

Frogs have a large **mouth**. The long sticky tongue flicks out of its mouth in order to catch food. Instead of chewing, they swallow their food whole.




webbed feet

Most frogs have **webbed feet**, or thin flaps of skin between their toes. This helps the frog to swim quickly.




head

The **head** is attached to the body by a very short neck. The head contains the brain, mouth, eyes, ears and nose.



neck

A short, almost ridged **neck** allows only limited head movement.



trunk

All of the frog's internal organs (heart, lungs and digestive system) are held in the **trunk**.