

Australia



[Go to text](#)

[Go to tables](#)

Americas



[Go to text](#)

[Go to tables](#)

New Zealand



[Go to text](#)

[Go to tables](#)

United Kingdom



[Go to text](#)

[Go to tables](#)

South Africa



[Go to text](#)

[Go to tables](#)

China



[Go to text](#)

[Go to tables](#)

Exchange Rates

Next Sales



F U H R M A N N



SUPPLIERS OF GREASY AND SCOURED WOOL SINCE 1735

- WE AT FUHRMANN HAVE BEEN TRADING WOOL SINCE 1735...

TODAY, AS A PART OF THE PRESTIGIOUS SCHEIDER GROUP WE OFFER
AN INTERNATIONAL NETWORK, FINANCIAL STRENGTH, WEALTH OF
EXPERIENCE AND COMMITMENT TO OUR CUSTOMERS WORLD WIDE

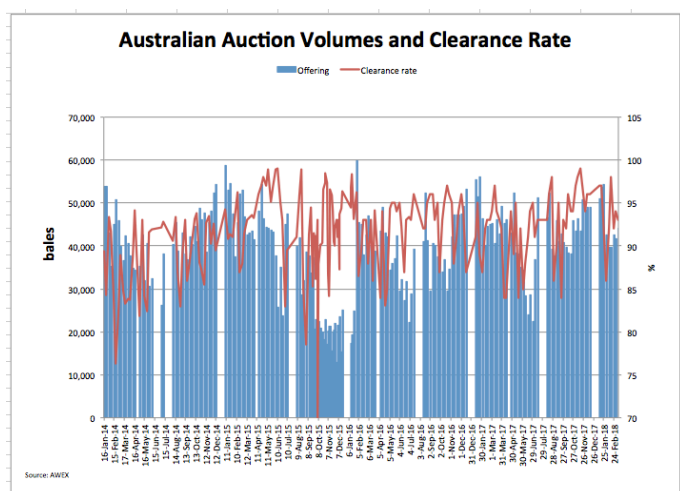
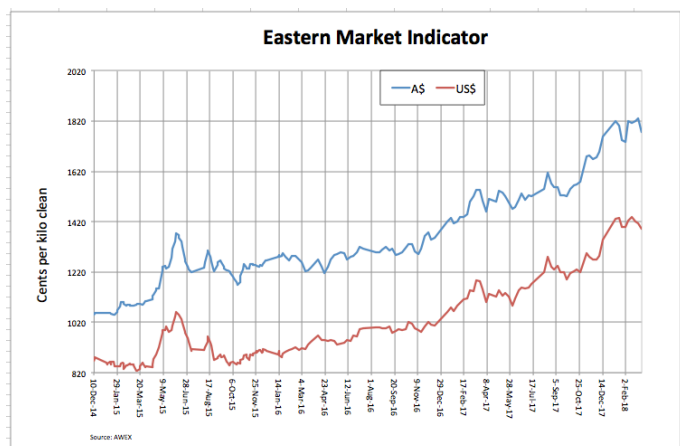
Fuhrmann NZ • PO Box 1164, Christchurch, NEW ZEALAND
Tel: 64 3 379 • Fax: 64 3 365 0747 • email: fuhrmann@fuhrmann.co.nz

If you would like to place a banner
advertisement in the Wool Market Report,
please contact James Wilson at

jwilson@wtin.com

AUSTRALIA

EMI sees big correction as volatility returns



The Australian wool market suffered significant corrections this week following last week's record-breaking sales.

The Australian Wool Exchange (AWEX) Eastern Market Indicator (EMI) fell by 52 cents (2.8%) for the week to close on 1,778 cents per kilo clean on Thursday 8 March. In US dollar terms the EMI declined by 22 cents (1.6%) to close on 1,393 US cents.

Analysts noted that almost half of the fall in the EMI this week was associated with currency. The Australian dollar strengthened against the US dollar, finishing 0.99 cents (1.3%) higher to close at 78.30 cents on Thursday. This shift was attributed to uncertainty about the economic direction of the US, leading to a weaker US dollar.

The national offering was 45,536 bales, compared with 44,150 bales last week, resulting in a clearance rate of 90%. The relatively high pass-in rate was due largely to the Merino fleece types, which had a pass-in rate of 14.7%, including 22.1% on Thursday.

Sales were held in Melbourne on Tuesday 6 March, and at all three selling centres on Wednesday 7 March and Thursday 8 March. On Tuesday, the EMI dropped by 14 cents to 1,816 n cents, and in US dollar terms was down by 1 cent to 1,414 US cents. On Wednesday, the EMI lost 20 cents to 1,796 cents and in US dollar terms declined by 12 cents to 1,402 US cents. On Thursday the EMI lost a further 18 cents to 1,778 cents and in US dollar terms fell by 9 cents to 1,393 US cents.

AWEX reported that price reductions were felt from the outset and by the end of the sale, prices were generally reduced by 40 to 80 cents. It was the wools carrying impurities and those exhibiting poor length and strength results that were the hardest hit, in many cases over 100 cents cheaper. Inversely, wools with very low mid breaks were highly sought after and sold at levels very similar to the previous sale.

Wools at the fine end continue to perform best, with the smallest falls in the average AWEX Micron Price Guides (MPGs) occurring at 16.5 and 17 microns this week. The movements in the average MPGs were as follows: 16.5 microns declined by 26 cents (0.9%); 17 microns was down by 24 cents (0.9%); 17.5 microns fell by 45 cents (1.7%); 18 microns decreased by 21 cents (0.9%); 18.5 microns dropped by 62 cents (2.8%); 19 microns was down by 69 cents (3.2%); 19.5 microns lost 71 cents (3.5%); 20 microns decreased by 54 cents (2.7%); 21 microns fell by 50 cents (2.6%); and 22 microns was down by 51 cents (2.7%).

The crossbred sector defied the trend of the Merinos and generally managed to record rises for the week, with gains at the fine end and small losses at the coarse end. 25 to 28 microns posted solid gains of between 10 and 30 cents, with the better prepared lines enjoying the largest price increases. 25 microns increased by 10 cents (0.8%); 26 microns gained 30 cents (2.6%); 28 microns was up by 6 cents (0.7%); 30 microns fell by 5 cents (0.9%); and 32 microns decreased by 2 cents (0.5%).

The skirting market followed a similar trend to the fleece types. Losses were felt right across the board, generally between 30 and 70 cents. Wools with favourable length and strength results, or those carrying less than 3% vegetable matter, were least affected.

The oddment sector continued its downward trend. Locks, stains and crutchings experienced general reductions of 20 to 30 cents, which was reflected in the average AWEX Merino Cardings Price Guide dropping by an average of 23 cents. A limited selection of lambs was highly irregular but tending cheaper.

AWEX reported that the value of the wool sold was AU\$76.2m (AU\$1,876 per bale), taking the season total to AU\$2.4bn. Buyers for China were dominant, with support from buyers for Europe and India.

Looking ahead, the offering for next week (Week 37) is forecast to be lower, at 43,894 bales. The projected offering for Week 38 is 42,770 bales, and Week 39 43,816 bales.

NEW ZEALAND

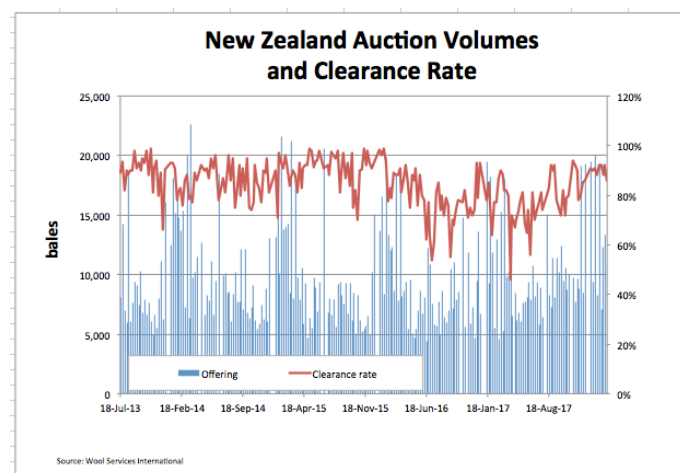
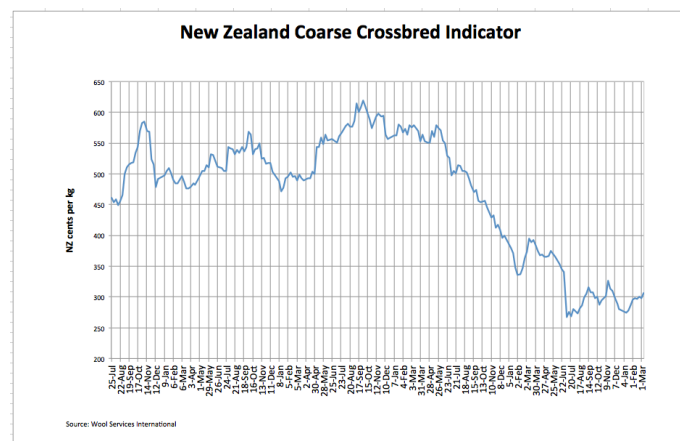
Strong rebound at South Island sale

The New Zealand wool market rebounded strongly this week. At the South Island sale held on 8 March, the Coarse Crossbred Indicator gained 8 cents (2.7%) to close at 306 cents, and in US dollar terms also rose by 8 cents (3.7%) to 223 US cents.

The New Zealand dollar was stronger against the US dollar compared with last week, finishing 0.9% higher at 72.84 US cents.

The total offering was 10,738 bales, with a clearance rate of 86%.

Compared with the North Island sale on 1 March, prices moved as follows: fine crossbred early shorn of 32-34 microns – 2-5% dearer. Coarse crossbred fleece of 35-39 microns – good styles firm to 2% dearer, 35-36 microns 1.5% dearer, 37 microns and plus were firm,



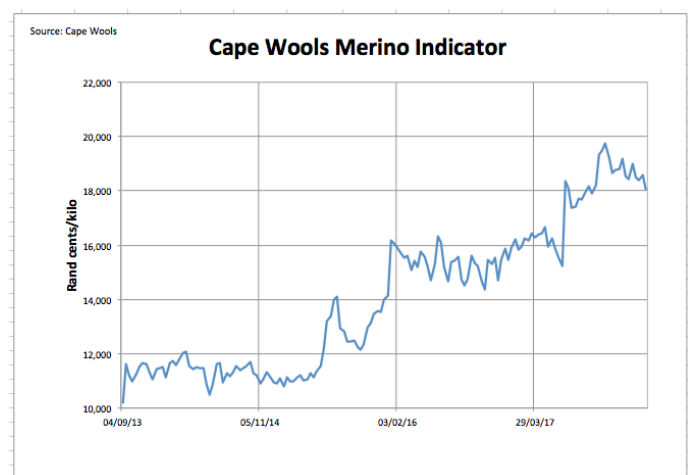
poorer styles 2-3% dearer. Among the coarse crossbred early shorn and second shear types of 36-39 microns, 3-5 inch were 1% dearer, 3-4 inch 1% dearer, 2-4 inch 3% dearer, 2-3 inch 2% dearer. Crossbred oddments – good style 2% dearer, poor style firm. Lambs – 28-28.5 microns, 2-3 inch 3-5% dearer, 29-31 microns, 2-4 inch 5% dearer, 29-31 microns, 2-3 inch 5% dearer.

Source: Wool Services International

SOUTH AFRICA

Market drops by 2.8% despite weaker rand

The South African wool market traded lower on 6-7 March, with the Cape Wools Merino Indicator decreasing by 517 points (2.8%) to close at a value of R180.43 (clean). The Cape Wools All Wool Indicator also fell by 2.8%.



The market experienced a correction and prices eased across all types. Demand for quality long and fine wool remains strong and they performed fairly whilst the medium length and coarser end declined sharply.

Competition between buyers was good with Modiano purchasing the most bales on offer. Buyers remain concerned about the decline in the offering of wool to the market.

This week saw the rand at R11.85 to the US dollar and R14.71 to the euro. The rand was 1.1% weaker against the US dollar and 2.7% weaker against the euro, compared with the average rate at the previous sale.

The offering comprised 12,017 bales of which 98.2% was sold. Major traders were Modiano (3,585 bales), Standard Wool SA (3,285), Tianyu SA (2,060), and Lempriere SA (1,376).

The average clean prices for the selection within the different micron categories for good top-making (MF5), long fleeces were as follows: 18 microns decreased 2% to close at R221.55/kg; 18.5 microns moved 2.9% down to close at R207.63/kg; 19 microns lost 3.5% to close at R195.63/kg; 19.5 microns weakened by 3.6% to close at R183.47/kg; 20 microns was 3.3% weaker to close at R178.47/kg; 20.5 microns lost 2.2% to close at R176.33/kg; 21 microns lost 2.6% to close at R170.63/kg; 21.5 microns decreased by 0.6% to close at R170.11/kg; 22 microns decreased by 2.2% to close at R166.06/kg; and 22.5 microns declined by 3.8% to close at R160.13/kg.

Source: Cape Wools

Mohair

Strong competition continues to push market up

The second sale of the 2018 summer season took place in Port Elizabeth on 6 March, with 144,242 kg on offer. The market gained a further 2% from the previous sale to close on R252.25 p/kg, despite the slight strengthening of the rand.

Nearly 100% of the offering was sold, with a highest price of R520.50 p/kg paid for a bale of 24 micron good style kid mohair. Buyers competed actively for the good quality mohair on offer, with individual clips achieving very good results.

Mohair South Africa now includes a 'clean price' for comparison purposes with other fibres. Compared to the previous sale, prices were as follows: Kids (summer) up 4%; Young Goats (summer) up 2.6%; Fine Adults up 4.7%; Strong Adults up 1.8%; Average up 2%.

Source: Mohair South Africa

UNITED KINGDOM

Most prices rise with 95% clearance

At the British Wool sale held on 6 March, strong and sustained competition produced a 95% clearance with most prices rising.

The British Wool index was up 2.4% on the previous sale to £1.499 clean. The total weight offered was 1.802 million kg, with the total weight sold 1.715 million kg, resulting in a clearance of 95.2%.

The average clean price was 149.5p, and the average greasy price 100.5p. The price movements were as follows: Fine: 2-4% dearer. Medium: 2-5% dearer. Romney: Firm. Mule: 2-3% dearer. Cheviot: 2% dearer. Radnor: Fully firm. Welsh: No.2's fully firm, all others 2-7%

dearer. Swaledale: Fully firm. Blackface: Fully firm.

Meanwhile, an additional sale, taking place on 24 April, has been added to this season's roster. This sale is now BW53. All the other sales are still on the same dates.

Source: British Wool

UNITED STATES

US wool trading on a clean basis was very slow with 45,000 lb (20,412 kg) of confirmed sales this week. Greasy wool sales were also very slow with 54,000 lb (24,494 kg) of confirmed sales this week. Territory lamb wool: 60-70mm, 22 micron sold at US\$1.90/lb (US\$4.18/kg); 55-65mm, 24 micron at US\$1.72/lb (3.78/kg); and 60-70mm, 27 micron at US\$0.95/lb (US\$2.09/kg).

Source: USDA-AMS, Greeley, CO


WTIN Intelligence Digital Textiles

Make **Informed** Business Decisions

Delivers the industry insight, market information, and connections you need to evaluate and respond to the market trends.



Expert presentations

Access hours of HD quality video presentations from KOLs across the market, recorded at WTIN's Digital Textile Conferences.



Insight

Look behind the headlines at the strategies shaping the industry's development.



Market tracker

Access to the most accurate assessment of the size & trends of the digital textile printing market globally

for more information, visit wtin.com

© Copyright World Textile Information Network Ltd 2018. All rights reserved. WTIN and World Textile Information Network are registered trademarks.

AUSTRALIA

AWEX REGIONAL INDICATORS

AUSTRALIAN CENTS/KG, CLEAN, SCHLUMBERGER DRY.							Season 2016/17			Season 2017/18			
Region		Mar 1	Mar 6	Mar 7	Mar 8		Opening	High	Low	Opening	High	Low	Year ago
Northern	Sydney	1,900	-	1,876	1,869	Northern	1,341	1,641	1,316	1,593	1,905	1,588	1,605
Southern	Melbourne	1,785	1,763	1,746	1,720	Southern	1,308	1,493	1,263	1,480	1,789	1,471	1,469
Western	Fremantle	1,905	-	1,882	1,859	Western	1,423	1,565	1,348	1,561	1,912	1,561	1,556
Eastern Market Indicator (EMI)		1,830	1,816	1,796	1,778	Eastern	1,320	1,551	1,287	1,524	1,834	1,519	1,522

AWEX REGIONAL MICRON PRICE GUIDES

AUSTRALIAN CENTS/KG, CLEAN, SCHLUMBERGER DRY.														
Northern Region - (Sydney)					Southern Region - (Melbourne)					Western Region - (Fremantle)				
Micron	Mar 1	Mar 6	Mar 7	Mar 8	Micron	Mar 1	Mar 6	Mar 7	Mar 8	Micron	Mar 1	Mar 6	Mar 7	Mar 8
16.5	3,065	-	3,036	3,039	16.5	3,022n	3,009n	3008n	-	16.5	-	-	-	
17	2,826	-	2,802	2,802	17	2,782	2,777	2,758n	-	17	-	-	-	-
17.5	2,645	-	2,604	2,608	17.5	2,595	2,588	2,557	2,542n	17.5	-	-	-	-
18	2,407	-	2,395	2,395	18	2,383	2,383	2,354	2,353	18	2,339n	-	2,296n	2,259n
18.5	2,240	-	2,216	2,214	18.5	2,243	2,214	2,189	2,154	18.5	2,208n	-	2,174n	2,136n
19	2,136	-	2,094	2,085	19	2,151	2,119	2,087	2,043	19	2,101	-	2,079	2,051
19.5	2,056	-	2,006	2,005	19.5	2,077	2,051	2,024	1,961	19.5	2,025	-	2,001	1,979
20	2,001	-	1,958	1,958	20	2,019	2,003	1,958	1,932	20	1,968	-	1,944	1,936
21	1,928n	-	1,888	1,887	21	1,948	1,932	1,896	1,883	21	1,929	-	1,906	1,884
22	1,903n	-	1,863n	1,863n	22	1,915n	1,898	1,866	1,838	22	1,894n	-	1,874n	1,858n
23	-	-	-	-	23	-	-	1,834n	1,833n	23	-	-	-	-
24	-	-	-	-	24	-	-	-	1,721n	24	-	-	-	-
25	1,301n	-	1,323n	1,313n	25	1313n	-	-	1,320n	25	-	-	-	
26	1,152n	-	1,180n	1,170	26	1,155n	-	1,198	1,198n	26	-	-	-	-
28	805	-	816	808	28	810	815	815	820	28	-	-	-	-
30	583	-	592	580	30	576	571	576	570	30	-	-	-	-
32	410n	-	410n	403n	32	405n	405n	414n	408n	32	-	-	-	-
MC	1,339n	-	1,337n	1,319n	MC	1,334	1,328n	1,316n	1,299	MC	1,284n	-	1,286n	1,269n
SOURCE: AUSTRALIAN WOOL EXCHANGE (AWEX)														

NEW ZEALAND

NEW ZEALAND WOOL SERVICES INDICATORS

NZ CENTS PER KG, CLEAN					
	Merino	Mid Micron	Fine Xbred	Coarse Xbred	Lamb
Week 28 11/01/18	N/A	N/A	N/A	274	N/A
Week 29 18/01/18	N/A	N/A	N/A	278	N/A
Week 30 25/01/18	N/A	N/A	N/A	286	N/A
Week 31 01/02/18	N/A	N/A	N/A	296	N/A
Week 32 09/02/18	N/A	N/A	N/A	298	N/A
Week 33 15/02/18	N/A	N/A	N/A	297	N/A
Week 34 22/02/18	N/A	N/A	N/A	300	N/A
Week 35 01/03/18	N/A	N/A	N/A	298	N/A
Week 36 08/03/18	N/A	N/A	N/A	306	N/A
SOURCE: NEW ZEALAND WOOL SERVICES INTERNATIONAL					

SCHNEIDER FINE WOOL INDEXES

EACH INDEX REPRESENTS A MARKET QUOTATION, BASED ON AUSTRALIAN DOLLARS, FOR A SELECTED RANGE OF TYPES. THE INDEXES ARE NOT PRICE EXPRESSIONS.

Micron	22-Feb	01-Mar	08-Mar
15	3,476	3,655	3,717
16	2,915	3,157	3,159
17	2,626	2,693	2,636
18	2,277	2,308	2,254
19	2,037	2,064	2,012

SOURCE: SCHNEIDER GROUP

SOUTH AFRICA

CAPE WOOLS OVERALL MERINO INDICATOR

SA CENTS/KG. CLEAN					
March 6 & 7	February 27 & 28	% change	2017/18 Season		2016/17 Average to date
			high	low	
18,043	18,560	-2.8%	19,743	17,366	18,462
					15,374

CHINA

NANJING WOOL MARKET

AVERAGE GREASY WOOL PRICES, EX-WAREHOUSE IN YUAN PER TONNE					
Product	China Type	Micron	August 13	August 6	Change %
Australian	T54PPFNF (100S)	16.5	83,200	81,700	1.84
	T54PPFNF (90S)	17.5	81,800	77,800	5.14
	T54PFNF (80S)	18.5	80,000	76,000	5.26
	T54FNF (70S)	19.5	79,000	75,000	5.33
	T55FNF	21	77,000	73,000	5.48
	T56FNF	22.6	75,000	71,000	5.63
	T58FNF	24.1	71,500	68,000	5.15
	T423FNF	26.8	58,500	57,500	1.74
	T424FNF	28.8	51,500	51,000	0.98
	T425FNF	32.2	42,000	42,000	0.00
Combed Australian	110S	15.5	136,500	136,500	0.00
	100S	16.5	108,500	108,500	0.00
	90S	17.5	98,200	96,700	1.55
	80S	18.5	94,000	91,500	2.73
	70S	19.5	91,500	89,000	2.81
	66S	21	89,500	86,000	4.07
	64S	22.6	87,000	84,000	3.57
	60S	24.1	81,000	79,000	2.53
	58S	26.8	70,000	69,000	1.45
	56S	28.8	60,000	59,000	1.69
Carbonized Australian	66S	21	72,000	72,000	0.00
	64S	22.6	68,000	68,000	0.00
New Zealand	T100 3-5"	32.2	40,800	40,800	0.00
	T107 3-5"	33.7	38,600	38,600	0.00
	T128 3-5"	34/36	35,300	35,300	0.00
Combed New Zealand	56S	28.8	58,000	58,000	0.00
	50S	32.2	50,000	50,000	0.00
	48/50S	33.7	45,500	45,500	0.00
Uruguay	60S	24	70,000	70,000	0.00
	58S	26.8	57,600	57,600	0.00
	56S	28.8	52,300	52,300	0.00
Domestic	70S	19.5	80,400	80,400	0.00
	66S	21	75,800	75,800	0.00
	64S	22.6	67,100	67,100	0.00
	60S	24	62,100	62,100	0.00

SOURCE: NANJING WOOL MARKET

CAPE WOOLS FLEECE WOOL PRICES

SPINNERS AND GOOD TOPMAKING STYLES, AWEX TYPES MF4 AND MF5. FIBRE LENGTH MEASUREMENTS IN MILLIMETRES.								March 6 & 7		
Micron	100+	90	80	70	60	50	40	30	20	
18.0	-	-	22217	21538	21209	20379	18957	-	-	
18.5	-	-	20694	20574	20034	19264	18484	-	-	
19.0	-	-	19418	19181	18901	18399	17842	-	-	
19.5	-	-	18667	18398	18161	17386	16321	-	-	
20.0	-	18045	18163	17959	17477	16939	16731	-	-	
20.5	-	-	17872	17715	17344	16595	15772	-	-	
21.0	-	-	17668	17114	17229	15080	-	-	-	
21.5	-	-	17509	17205	16983	14889	-	-	-	
22.0	-	-	16887	16978	16767	-	-	-	-	
22.5	-	-	-	-	-	-	-	-	-	
23.0	-	-	-	-	-	-	-	-	-	
23.5	-	-	-	-	-	-	-	-	-	
24.0	-	-	-	-	-	-	-	-	-	

SOURCE: CAPE WOOLS.

SOUTH AFRICAN MOHAIR

MOHAIR AUCTION RESULT			MARCH 6
	Bales sold	Nett Mass	Av. price (rand/kg)
Kids			
Long (A/B) Summer	32	3,478.8	367.32
Long (A/B) Winter			
Medium (C) Summer	54	6,690.6	345.93
Medium (C) Winter			
Short (D) Summer	39	5,114.0	329.93
Short (D) Winter			
Washing (E) Summer	13	1,718.3	264.57
Washing (E) Winter			
Seady/Stain and Locks	17	2,104.2	179.76
Summer total	138	17,001.7	337.27
Winter Total			
Young Goats			
Long (A/B) Summer	104	13,812.2	298.39
Long (A/B) Winter			
Medium (C) Summer	105	14,072.4	297.51
Medium (C) Winter			
Short (D) Summer	39	5,883.5	287.12
Short (D) Winter			
Washing (E) Summer	3	452.8	253.51
Washing (E) Winter			
Seady/Stain and Locks	22	2,767.2	212.83
Summer total	251	34,220.9	295.50
Winter Total			
Adults			
Long (A/B) Fine	106	13,581.5	106
Long (A/B) Strong	67	9,391.8	67
Medium (C) Fine	258	33,560.1	258
Medium (C) Strong	83	12,653.9	83
Short (D) Fine	45	6,102.5	45
Short (D) Strong	9	1,211.1	9
Washing (E) Fine	11	1,399.7	11
Washing (E) Strong			
Seady/Stain and Locks	79	9,874.2	79
Fine total	420	54,643.8	420
Strong Total	159	23,256.8	159

SOURCE: MOHAIR SOUTH AFRICA

UNITED KINGDOM

BRITISH QUOTATIONS FOR TOPS

GB PENCE/KG						
Old Quality	Mic/Lgt	08-Mar	01-Mar	22-Feb	3 months ago	Year ago
Merino/fine crossbred						
120's	17.5	1905	1930	1920	1,765	1,755
110's	18.0	1785	1795	1790	1,670	1,685
80's	19	1530	1575	1580	1,460	1,480
70's super	21/70	1310	1340	1335	1,160	1,155
70's blended	21/65	1290	1320	1315	1,140	1,145
66's	22	1285	1315	1300	1,120	1,115
64's super	23/68	1240	1235	1225	1,060	1,080
64's blended	23/64	1160	1155	1145	970	965
60's super	25	930	925	915	860	845
60's blended	25.5	840	835	825	780	755
58's super	27.5	665	660	655	680	660
58's blended	28	580	575	570	560	575
Crossbred						
56's (Australian)	29.5	500	500	505	500	525
56's super	29.5	460	460	465	470	495
54's	31	425	425	430	435	485
50's	34	410	410	415	425	475
£/US\$ rate		1.39	1.39	1.39	1.34	1.22
British crossbred						
31.5 English		320	315	315	315	325
33/34 English		300	295	295	290	285

BRADFORD AUCTION PRICES IN GB PENCE/KG

N.Q. = NO QUOTE					
GRADE DESCRIPTION		Mar 6	Feb 13	Jan 23	Jan 9
1	Fine Ewes No. 1	123	118	132	117
2	Fine Ewes No. 2	108	100	100	102
3	Medium Ewes No. 1	138	NQ	130	128
4	Medium Ewes No. 2	130	119	117	115
5	Mule Ewes No. 1	121	120	118	117
6	Mule Ewes No. 2	120	116	113	115
7	Cheviot Ewes No. 1	141	NQ	139	137
8	Cheviot Ewes No. 2	128	125	125	NQ
9	Fine Radnor No. 1	NQ	NQ	-	117
10	Fine Radnor No. 2	102	101	103	102
11	Welsh No. 1	84	83	84	88
12	Welsh No. 2	63	62	67	63
13	Swaledale No. 1	80	79	78	80
14	Swaledale Grey	57	58	59	59
15	Blackface Medium No. 1	101	102	102	104
16	Blackface No. 2	96	94	98	98
BRITISH FLEECE INDICATOR P/KG					
Greasy		103	100	100	100
Clean		149	146	151	145
SOURCE: BRITISH WOOL MARKETING BOARD					

SPECIALITY FIBRES

SPECIALITY FIBRES - QUOTATIONS FOR ALL THE FOLLOWING FIBRES AND TOPS ARE AVERAGE PRICES IN US\$ PER KG, FOB				
	8-Mar	1-Mar	22-Feb	15-Feb
Chinese cashmere (dehaired)				
White				
Hosiery 38mm	117.00	117.00	116.00	116.00
Weaving 32mm	108.00	108.00	107.00	107.00
Brown				
Hosiery 38mm	115.00	115.00	114.00	114.00
Weaving 32mm	106.00	106.00	105.00	105.00
Mongolian cashmere (dehaired)				
Brown	97.00	97.00	96.00	96.00
Light Grey	98.00	98.00	97.00	97.00
Afghan/Iranian cashmere (dehaired)				
White	89.00	89.00	89.00	89.00
Fawn	87.00	87.00	87.00	87.00
Dark Brown	87.00	87.00	87.00	87.00
Cape mohair tops				
Adult 37 microns	34.00	32.00	32.00	32.00
Young goat 33 microns	37.00	35.00	35.00	35.00
Super young goat 31 microns	41.00	39.00	39.00	39.00
Kid 28 microns	47.00	44.00	44.00	44.00
Kid 25 microns	52.00	49.00	49.00	49.00
Alpaca tops				
White Baby (BL)	32.00	32.00	32.00	32.00
Fine spinning (FS)	30.00	30.00	30.00	30.00
Adult (AG)	16.00	16.00	15.00	15.00
Angora				
Super quality	30.00	29.00	29.00	29.00
1st quality	25.00	25.00	25.00	25.00
2nd quality	23.50	23.50	23.50	23.50
3rd quality	22.00	22.00	22.00	22.00
4th quality	20.00	20.00	20.00	20.00
Off	19.00	19.00	19.00	19.00
Camel-hair (dehaired)				
Super baby	43.00	43.00	43.00	43.00
Medium baby	36.00	36.00	36.00	36.00
Adult	30.00	30.00	30.00	30.00
Yak-hair (dehaired)				
Super	60.00	60.00	60.00	57.00
Medium	43.00	43.00	43.00	42.00
Silk				
Mulberry sliver	48.50	48.50	48.50	48.50
Mulberry noil	19.50	19.50	19.50	19.50
Tussah sliver	37.50	37.50	37.50	37.50
Tussah noil	17.00	17.00	17.00	17.00
SOURCE: SEAL INTERNATIONAL				

AMERICAS

URUGUAY - UNLESS OTHERWISE STATED, PRICES ARE IN US\$/KG, GREASY AT FARMGATE FOR THE PERIOD FEBRUARY 1 - 8				
Breed	Fineness Micron	Unconditioned Lots	Conditioned Lots	
			US\$ 0.02 Blue Label	US\$ 0.07 Green Label
Superfine Merino	Finer or equal to 17.9	-	-	-
Superfine Merino	18.0 - 18.9	-	-	-
	19.0 - 19.9	-	-	-
Australian Merino/ Dohne	20.0 - 20.9	-	-	8.75
	21.0 - 21.9	-	-	8.45
Merino/Ideal/ Crosses/Dohne	22.0 - 22.9	-	-	-
Merino Crosses/ Ideal/Merilin	23.0 - 23.9	-	-	-
	24.0 - 24.9	-	-	-
Fine Crosses	25.0 - 25.9	-	-	-
	26.0 - 26.9	-	-	-
Fine Corriedale	27.0 - 27.9	-	-	-
Medium Corriedale	28.0 - 28.9	-	-	3.60
Coarse Corriedale	29.0 - 29.9	-	-	-
	30.0 - 31.5	-	-	-
Very Coarse Corriedale/ Romney Marsh	31.6 - 34.0	-	-	-
Romney Marsh	Coarser than 34.1	-	-	-
Fine Bellies and sub-products		-	-	1.00
General Bellies and sub-products		-	-	0.70
Fine Lambs		-	-	-
General Lambs		-	-	-
SOURCE: URUGUAYAN WOOL SECRETARIAT (SUL)				

ARGENTINA - UNLESS OTHERWISE STATED, PRICES ARE IN US\$/KG, GREASY AT FARMGATE FOR THE PERIOD FEBRUARY 15 - MARCH 1					
Fineness	Combing Yield				
Micron	40%	45%	50%	55%	60%
16.0	7.81	8.92	10.09	11.12	12.15
16.5	7.23	8.25	9.34	10.29	11.25
17.0	6.64	7.58	8.58	9.46	10.34
17.5	6.19	7.06	8.00	8.83	9.65
18.0	5.69	6.50	7.37	8.13	8.88
18.5	5.31	6.07	6.88	7.59	8.30
19.0	5.12	5.85	6.57	7.25	7.92
19.5	4.93	5.63	6.32	6.98	7.63
20.0	4.79	5.47	6.17	6.78	7.38
20.5	4.70	5.37	6.06	6.65	7.24
21.0	4.65	5.32	6.00	6.59	7.17
21.5	4.61	5.28	5.95	6.54	7.12
22.0	4.63	5.29	5.94	6.52	7.10
22.5	4.51	5.16	5.79	6.36	6.93
23.0	4.40	5.03	5.65	6.24	6.79
23.5	4.05	4.64	5.21	5.78	6.33
24.0	3.65	4.19	4.70	5.22	5.72
24.5	3.39	3.88	4.36	4.85	5.31
SOURCE: PROLANA					

EXCHANGE RATES

	€	£	US \$	A \$	£ 3 Mths ago	£ Year ago
US \$	1.24	1.39		0.78	1.34	1.22
£	0.89		0.72	0.56		
€		1.12	0.81	0.63	1.13	1.15
A \$	1.59	1.78	1.28		1.78	1.62
NZ \$	1.70	1.91	1.37	1.07	1.96	1.76
SA Rand	14.73	16.51	11.87	9.28	18.17	16.12
¥	131.49	147.35	105.93	82.83	150.71	139.90
Index	96.55	78.54	96.72	92.55	78.43	76.23

NEXT SALES

14 March	Port Elizabeth (5,911 bales)
14, 15 March	Sydney (10,546 bales)
14, 15 March	Melbourne (23,591 bales)
14, 15 March	Fremantle (9,757 bales)
15 March	Napier (12,600 bales)
15 March	Christchurch (7,900 bales)
20 March	Port Elizabeth (mohair)
27 March	Bradford

Editor

Jonathan Dyson
jdyson@wtin.com

E-mail: jdyson@wtin.com
Internet: www.wtin.com
Copyright © 2018 World Textile Information Network Ltd.

Production

Jay Faulkner
jfaulkner@wtin.com

Subscriptions

Adam Ross
aross@wtin.com

Managing Director

Mark Jarvis
mjarvis@wtin.com

All rights reserved. No part of this publication may be reproduced, stored in a retrieval system, or transmitted, in any form or by any means, electronic, mechanical, photocopying, recording or otherwise, without the written permission of the publisher.

Wool Market Report is published by World Textile Information Network Ltd.
WestOne, 114 Wellington Street, Leeds, LS1 1BA, United Kingdom
Tel: +44 (0)113 819 8155
Fax: +44 (0)113 819 8156

Disclaimer: Information contained in this report is obtained from sources believed to be reliable, however no responsibility nor liability will be accepted by WTiN for commercial decisions claimed to have been based on the content of the report.