

Contrast Limited Adaptive Histogram Equalization (CLAHE) Based Color Contrast and Fusion for Enhancement of Underwater Images

E.INFANT AKKANSHA^{#1}, JINCY VARGHESE^{#2}, C.DANIEL NESA KUMAR^{#3}

^{#1} MCA Student, Hindusthan College of Arts and Science, Coimbatore, TamilNadu, India

^{#2} MCA Student, Hindusthan College of Arts and Science, Coimbatore, TamilNadu, India

^{#3} Assistant Professor, Department of MCA, Hindusthan College of Arts and Science, Coimbatore, TamilNadu, India

ABSTRACT: Enhancing of the images is performed via the use of image enhancement process of digitally influence stored image by means of software. The major objective of this step is to procedure an image consequently with the purpose of effect is more appropriate than input image used for precise application. These methods give a huge amount of choices designed for enhancing the quality of images. However the underwater images undergo with poor quality resulting from the reduction of the propagated light, generally appropriate in the direction of combination and scattering effects. Multi-fusion underwater dehazing algorithm is introduced recently in order to eliminate the haze of underwater images collected from a camera. But still enhancing color contrast becomes difficult task. So for increasing color contrast, Contrast Limited Adaptive Histogram Equalization (CLAHE) is proposed in this work which provides better enhancement results. This contrast enhancement method is applied based on the different chrominance channels of the underwater images, separation the luminance channel unchanged which results in an increased image results in color space. The sharp weight map function forms artifacts in the lesser frequency parts of the reconstructed image; furthermore use a multiscale fusion step. The results of all image enhancement methods are measured using the metrics like Patch-Based Contrast Quality Index (PCQI), Underwater Color Image Quality Evaluation (UCIQE) and Underwater Image Quality Measure (UIQM).

KEYWORDS: Image enhancement, color contrast, Contrast Limited Adaptive Histogram Equalization (CLAHE), underwater dehazing approach, underwater images, image fusion, white-balancing.

I. INTRODUCTION

Underwater picture preparing is trying because of the physical properties of submerged condition. By and large, caught underwater images are debased by ingestion and disseminating. In a submerged situation, the light got by a camera is predominantly created by three segments: an immediate part that reflects light from the articles; a forward

dispersing segment that haphazardly veers off light on its approaches to the camera; and a back dissipating segment that reflects light towards the camera before the light really achieves the objects [1].

It offers numerous uncommon attractions, for example, marine creatures and fishes, stunning scene, and puzzling wrecks. Other than underwater photography, submerged imaging has likewise been an imperative wellspring of enthusiasm for various branches of innovation and logical research [2], for example, review of submerged frameworks [3] and links [4], location of artificial articles [5], control of submerged vehicles [6], sea life science explore [7], and archaic exploration [8].

It is outstanding that this processing varies broadly from visual picture handling, fundamentally because of three noteworthy submerged channel debilitations, i.e. retention, disseminating and refraction [9– 13]. These variables, in charge of presentation of noise, shading cast, low difference and lower shine, spur the advancement of appropriate calculations to invalidate these impacts with no manual supervision. Comparable is the issue of shading blurring, whereby hues like red and yellow nearly vanish with expanding profundities [14], which is the explanation behind control of either the blue or the green shading. Various spatial space techniques have been created to sift through the previously mentioned image quality hindrances.

To represent color cast issue, Iqbal et al [15] proposed a color balance strategy to improve the nature of submerged pictures. The technique includes figuring of the scale factor of the overwhelming shading plane in the RGB shading space for balancing the rest of the hues. In any case, daze color equalization [15– 17] additionally corrupts the shading nature of the image which is profoundly unwanted. Another technique to lessen shading cast depends on the Beer's law. Lager's law is regularly utilized to amend the pixel power by ascertaining the measure of light ingestion in water.

There are various methods for enhancing of images in the recent work and varies from simple to complex. These

methods may or shouldn't integrate several areas in the direction of achieve the task of image enhancement. On the other hand, a better popular of methods was originally introduced for greyscale image enhancement. Currently, the enormous explosion of digital, high-description visual colour medium has lead to a comparatively current however dynamic investigate addicted to colour image processing. On the contrary, this paper develops a new image enhancement to increase quality of the color image and the haze in underwater images depending on the particular image collected with a predictable camera. Proposed approach creates on the fusion of numerous samples, however obtains the two inputs in the direction of come together with accurate the color contrast with sharpening a white-balanced description of a solitary subject input image. The white balancing phase discovering at eliminating the color cast bring on with underwater light scattering, consequently as in the direction of generate a usual form of the sub-sea images.

II. LITERATURE REVIEW

Iqbal et al [14] proposed another strategy in light of slide extending. The goal of this approach is twofold. Right off the bat, the complexity extending of Red Green Blue(RGB) calculation is connected to adjust the shading contrast in pictures. Furthermore, the immersion and force extending of Hyper Spectral Images (HSI) is utilized to expand the genuine nature and take care of the issue of lighting.

Li et al [18] proposed a viable underwater image dehazing calculation is proposed to reestablish the perceivability, shading, and characteristic appearance of pictures. A straightforward yet contrast enhancement calculation is proposed in view of a sort of histogram distribution earlier, which builds the differentiation and brilliance of pictures. The proposed strategy can yield two renditions of upgraded yield. One variant with generally bona fide shading and characteristic appearance is appropriate for show. The other form with high complexity and brightness can be utilized for extricating more important data and revealing more subtle elements.

Schettini and Corchs [19] proposed probably the most ongoing strategies that have been particularly for the underwater condition. These methods are fit for expanding the scope of underwater imaging, image enhancement and determination. Fundamental material science of the light spread is likewise considered in the water medium. The conditions for which every one of them has been initially created are featured and in addition the quality appraisal strategies used to assess their execution.

Zheng et al [20] proposed a novel calculation for image improvement of underwater. The proposed method depends on a solitary debased underwater picture, which doesn't require particular equipment and any learning about the submerged conditions. The calculation involves a mix of traditional complexity improvement methods and versatile histogram balance systems.

Banerjee et al[21] proposed strategy suggested for continuous applications. This work preparing of arrangement of the proposed technique incorporates noise expulsion utilizing straight and non-direct channels took after by adaptive contrast revision in the RGB and YCbCr shading planes. Execution of the proposed strategy is assessed and contrasted and three strategies, to be specific, Gray World (GW), White Patch (WP), Adobe Photoshop Equalization (APE) and an as of late created technique entitled "Unsupervised Color Correction Method (UCM)". This technique approved by continuous execution amid the testing of the Autonomous Underwater Vehicle (AUV-150) grew indigenously by Council of Scientific and Industrial Research (CSIR)- Central Mechanical Engineering Research Institute (CMERI).

Devi and Natrajan [22] proposed one of the powerful strategy is utilized to enhance the underwater image is the Contrast Limited Adaptive Histogram Equalization (CLAHE) system. From the underwater image compute the dull channel and is prepared under the image division. At that point see if it contains the impact of fake light or not. In the event that it is yes evacuate it utilizing proper strategy and after that go for the CLAHE procedure. The exploratory after effects of this strategy fundamentally enhance the visual nature of underwater images by upgrading contrast and in addition the commotion and antiques.

Lu et al[23] proposed a new high turbidity underwater image SR calculation. Likewise first acquire a High Resolution (HR) image of scattered and descattered pictures by utilizing a self-likeness based SR calculation. This conquers constraints in the traditional SR techniques. Second, the proposed strategy can acquire an outwardly satisfying outcome with better textures. Next, likewise apply a raised combination govern for recuperating the last HR images. The super-settled images have a sensible noise level in the wake of descattering and show outwardly more satisfying outcomes than traditional methodologies. Test comes about demonstrate that technique accomplishes superb SR comes about and furthermore evacuates earliest rarities and dissipating successfully.

Drews et al [24] proposed technique utilizes measurable priors to reestablish the visual nature of the pictures gained in common underwater situations. Subjective and quantitative investigation is assessed through another arrangement of information, incorporating pictures gained in the Brazilian drift. The systems exhibited in this work open new chances to create programmed calculations for underwater images that require high quality in visual data.

III. PROPOSED WORK

Currently, the enormous explosion of digital, high-description visual colour medium has lead to a comparatively current however dynamic investigate addicted to colour image processing. On the contrary, this paper develops a new image enhancement to increase quality of the color image and the haze in underwater images depending on the particular image collected with a predictable camera. Proposed approach creates on the fusion

of numerous samples, however obtains the two inputs in the direction of come together with accurate the color contrast with sharpening a white-balanced description of a solitary subject input image. The proposed work results are measured using the metrics like PCQI, UCIQE and UIQM. Also compare proposed technique with the existing particular underwater improvement methods. Proposed work includes of three main steps: color contrast enhancement , weight maps description, and multi-scale fusion of the images and weight maps.

Inputs of the Fusion Process

The image improvement approach embraces a two stage technique, joining white adjusting and image combination, to enhance images without falling back on the unequivocal reversal of the optical model. In proposed approach, white adjusting goes for making up for the shading cast caused by the particular retention of hues with profundity, while image combination is considered to improve the edges and subtle elements of the scene, to relieve the loss of complexity coming about because of backscattering. White-adjusting goes for enhancing the image viewpoint, fundamentally by expelling the undesired shading castings because of different light or medium lessening properties. A couple of information sources is acquainted with individually improve the shading contrast and the edge sharpness of the white-adjusted image, and the weight maps are characterized to protect the characteristics and reject the defaults of those data sources, i.e. to beat the artifacts incited by the light spread constraint in underwater medium. Since the color adjustment is basic in underwater, first apply proposed white adjusting strategy to the first image. This progression goes for improving the image appearance by disposing of undesirable shading throws caused by different illuminants. In water further than 30 ft, white adjusting experiences perceptible impacts since the ingested hues are hard to be recuperated. Therefore, to get first information play out a difference amendment of the white adjusted picture adaptation. CLAHE goes for adjusting the worldwide difference and is applicable since; when all is said in done, white adjusted underwater image have a tendency to show up too splendid. This expands the distinction between darker/lighter districts at the cost of lost points of interest in the under-/over-uncovered areas. Contrast Limited Adaptive Histogram Equalization (CLAHE) is a versatile complexity histogram adjustment technique, where the difference of an image is improved by applying CLHE on little information locales called tiles as opposed to the whole image. The subsequent neigh-exhausting tiles are then sewed back consistently utilizing bilinear insertion. The contrast in the homogeneous district can be constrained with the goal that commotion intensification can be stayed away from. In this technique, the image which is perused in RGB space is changed over into the shading space with a luminance (Y) and two chrominance segments (Cb,Cr) by utilizing the connection given in Equation (1).

$$\begin{bmatrix} Y \\ Cb \\ Cr \end{bmatrix} = \begin{bmatrix} 16 \\ 128 \\ 128 \end{bmatrix} + \begin{bmatrix} 65.481 & 128.553 & 24.966 \\ -37.797 & -74.203 & 112.000 \\ 112.000 & -93.786 & -18.214 \end{bmatrix} \begin{bmatrix} R \\ G \\ B \end{bmatrix} \quad (3)$$

The two chrominance channels are isolated and designed for every chrominance channel the quantity of rectangular relevant tiles into which the picture is partitioned is acquired. The ideal value for this is chosen tentatively. Uniform circulation is utilized as the reason for making the complexity change work. Let i_{c_min} and i_{c_max} be the base and most extreme admissible force levels and the ideal estimation of this clasp confine is likewise set. Let $F_k(i_{c_in})$ be the total circulation work for input relevant tile i_{c_in} . At that point the statement of the altered chrominance channel tile with uniform dissemination is given in Equation (2). The flowchart for the strategy is given in Figure 1.

$$i_{c_out} = [i_{c_max} - i_{c_min}] * F_k(i_{c_in}) + i_{c_min} \quad (4)$$

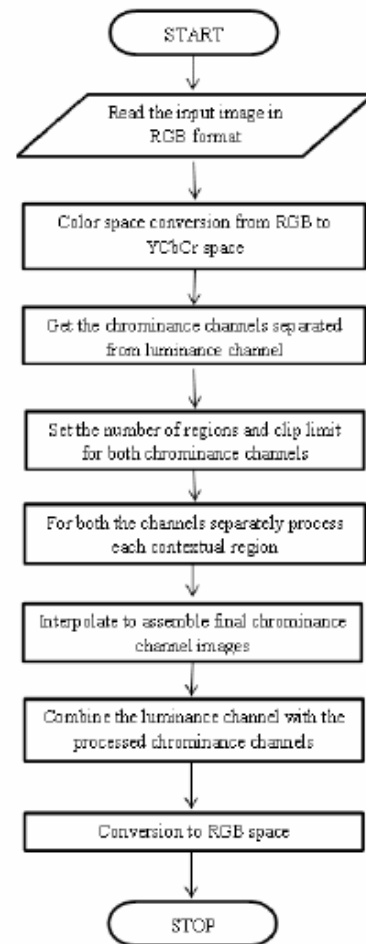


Figure 1. Enhancement method for underwater image

Determine second information with the purpose of relates to a honed adaptation of the white adjusted image. Subsequently, take after the unsharp covering standard as in

we mix an obscured or unsharp (here Gaussian sifted) adaptation of the image with the image to hone. The run of the mill recipe for unsharp masking characterizes the honed image S as $S = I + \beta(I - G * I)$, where I is the picture to hone (on the off chance that the white adjusted image), $G * I$ means the Gaussian separated adaptation of I , and β is a parameter. By and by, the determination of β isn't inconsequential. A little β neglects to hone I , however a too huge β brings about finished immersed districts, with brighter features and darker shadows. To go around this issue, we characterize the honed image S as takes after:

$$S = (I + N \{I - G * I\}) / 2$$

with $N\{\cdot\}$ signifying the direct standardization operator, likewise named histogram stretching in the writing. This operator moves and scales all the shading pixel powers of a picture with a stretching moving and scaling factor characterized so the arrangement of changed pixel esteems cover the whole .

This second information basically helps in decreasing the corruption caused by scattering. Since the distinction between white adjusted picture and its gaussian filtered adaptation is a highpass flag that approximates the inverse of Laplacian, this task has the badly designed to amplify the highfrequency noise, accordingly creating undesired antiques in the second information [25]. The multi-scale combination system introduced in the following area will be accountable for limiting the exchange of those artifacts to the last mixed image.

In this work likewise based on the multi-scale combination standards to propose a solitary image underwater dehazing arrangement. The weight maps are utilized amid mixing such that pixels with high weight esteem are more spoken to in the last image. They are along these lines characterized in light of various neighborhood picture quality or saliency measurements.

Laplacian contrast weight (W_L) determines the final contrast with calculating the correct value of a Laplacian filter implemented on every sample luminance channel.

Saliency weight (W_S) objectives at emphasizing the salient data those lose their importance in the underwater scene.

Saturation weight (W_{Sat}) permits the fusion step in the direction of adjust to chromatic data with advantaging extremely saturated areas. This weight map is basically calculated (for every input I_k) as the deviation (for each pixel position) among the R_k , G_k and B_k color channels and the luminance L_k of the k^{th} images

By autonomously utilizing a combination procedure at each scale level, the potential antiques because of the sharp advances of the weight maps are limited. Multi-scale combination is propelled by the human visual framework,

which is extremely touchy to sharp changes showing up in smooth picture designs, while being considerably less delicate to varieties/curios happening on edges and surfaces (covering marvel). Strangely, an ongoing work has demonstrated that the multiscale procedure can be approximated by a computationally productive and outwardly charming single-scale methodology. This singlescale guess should be empowered when multifaceted nature is an issue, since it additionally transforms the multiresolution procedure into a spatially limited system.

Consequently, this weight map assigns considerable (little) weight in the direction of comprise pixels with the purpose of are near (a long way from) the center of the image dynamic range. For proposed situation, since the gamma corrected information tends to abuse the entire powerful range, the utilization of the exposedness weight outline to punish it for the honed image, along these lines instigating some sharpening artifacts and missing some complexity improvements.

IV. RESULTS AND DISCUSSION

In this area, first play out an extensive approval of proposed CLAHE with white-adjusting approach. At that point, contrast proposed system and the current specific underwater improvement methods. At long last, likewise demonstrate the utility of approach for applications, for example, division and keypoint coordinating. Shading contrasts are better spoken to in the perceptual CI EL*a*b* color space, where L^* is the luminance, a^* is the shading on a green-red scale and b^* is the shading on a blue-yellow scale. Relative perceptual contrasts between any two hues in CI EL*a*b* can be approximated by utilizing measures, for example, CIE76 and CIE94 that essentially figure the Euclidean distance computation among them.




Figure 2. Underwater video dehazing

Figure 2 shows the several video frames processed by proposed CLAHE color enhancement for under water images.




Figure 3. *Image enhancement results*

Figure 3 shows the processing underwater images with proposed CLAHE method helps in segmenting properly.

Table 1. Underwater Dehazing Evaluation depending on PCQI, UCIQE and UIQM Metrics

Image	WFF			MFDA			CLAHE		
	PC QI	UCI QE	UI QM	PC QI	UCI QE	UI QM	PC QI	UCI QE	UI QM
Shipwreck	1.241	0.61	0.601	1.163	0.602	0.66	1.75	0.58	0.64
Fish	1.10	0.67	0.592	1.25	0.663	0.62	1.32	0.68	0.67
Reef1	0.963	0.65	0.67	1.10	0.702	0.69	1.21	0.723	0.705
Reef2	0.98	0.72	0.74	1.08	0.72	0.79	1.12	0.73	0.81
Reef3	1.95	0.71	0.735	1.31	0.71	0.77	1.42	0.75	0.79
Galdran1	1.135	0.65	0.67	1.15	0.663	0.78	1.19	0.672	0.80
Galdran9	1.128	0.658	0.63	1.175	0.641	0.64	1.21	0.63	0.64
Ancuti1	1.09	0.61	0.55	1.12	0.63	0.52	1.24	0.65	0.50
Ancuti2	1.14	0.62	0.69	0.98	0.59	0.65	0.96	0.57	0.63
Ancuti3	1.102	0.64	0.66	1.210	0.67	0.68	1.317	0.69	0.69

In the table 1 the higher results are performs better quality enhancement, related images (same order) . The results of the proposed CLAHE- White Balancing Approach are compared with the existing methods such as Weight Fusion Framework (WFF) [27] and a Multi Fusion underwater dehazing approach (MFDA) [28]. Weight Fusion Framework (WFF) additionally considers temporal coherence between nearby casings by playing out a

powerful edge safeguarding noise diminishment system. The improved pictures and recordings are portrayed by decreased noise level, better exposedness of the dull districts, enhanced contrast differentiation while the best points of interest and edges are improved fundamentally. What's more, the utility of the improving method is demonstrated for a few testing applications.

V. CONCLUSION AND FUTURE WORK

New color enhancement algorithm is developed in this paper in order to increase the quality of the underwater and decreased because of medium scattering and absorption. This algorithm shouldn't need any specialized hardware or information regarding the underwater conditions. It consists of three major steps: color contrast enhancement, weight maps description, and multi-scale fusion of the underwater images and weight maps. This CLAHE is applied based on the different chrominance channels of the underwater images, separation the luminance channel unchanged which results in an increased image results in color space. The sharp weight map function forms artifacts in the lesser frequency parts of the reconstructed image; furthermore use a multiscale fusion step. The proposed CLAHE methods also gives with the purpose of this approach is logically self-determining of the camera settings, and enhances the results of many image applications, such as image partition and keypoint matching. Furthermore also show the usefulness and significance of the proposed CLAHE enhancement algorithm for many issuing underwater computer vision with real time applications are left as scope of future work.

VI. REFERENCES

- [1]. B. L. McGlamery, "A computer model for underwater camera systems", *Proc. SPIE*, vol. 208, pp. 221-231, Mar. 1980.
- [2]. M. D. Kocak, F. R. Dalgleish, M. F. Caimi, and Y. Y. Schechner, "A focus on recent developments and trends in underwater imaging," *Marine Technol. Soc. J.*, vol. 42, no. 1, pp. 52-67, 2008.
- [3]. G. L. Foresti, "Visual inspection of sea bottom structures by an autonomous underwater vehicle," *IEEE Trans. Syst., Man, Cybern. B, Cybern.*, vol. 31, no. 5, pp. 691-705, Oct. 2001.
- [4]. A. Ortiz, M. Simó, and G. Oliver, "A vision system for an underwater cable tracker," *Mach. Vis. Appl.*, vol. 13, pp. 129-140, Jul. 2002.
- [5]. A. Olmos and E. Trucco, "Detecting man-made objects in unconstrained subsea videos," in *Proc. BMVC*, Sep. 2002, pp. 1-10.
- [6]. B. A. Levedahl and L. Silverberg, "Control of underwater vehicles in full unsteady flow," *IEEE J. Ocean. Eng.*, vol. 34, no. 4, pp. 656-668, Oct. 2009.
- [7]. C. H. Mazel, "In situ measurement of reflectance and fluorescence spectra to support hyperspectral remote sensing and marine biology research," in *Proc. IEEE OCEANS*, Sep. 2006, pp. 1-4.
- [8]. Y. Kahanov and J. G. Royal, "Analysis of hull remains of the Dor D Vessel, Tantura Lagoon, Israel," *Int. J. Nautical Archeol.*, vol. 30, pp. 257-265, Oct. 2001.
- [9]. Chiang J Y and Chen Ying-Ching 2012 Underwater image enhancement by wavelength compensation and dehazing. *IEEE Trans. Image Process.* 21(4): 1756-1769

- [10].Pegau W S, Gray D and Zaneveld J R V 1997 Absorption and attenuation of visible and near-infrared light in water: Dependence on temperature and salinity. *Appl. Opt.*36(24): 6035–6046
- [11].Schechner Y Y and Karpel N 2005 Recovery of underwater visibility and structure by polarization analysis. *IEEE J.Oceanic Eng.*30(3): 570–587
- [12].Sedlazeck A and Koch R 2011 Simulating deep sea underwater images using physical models for light attenuation, scattering, and refraction. *Vision, Modeling, and Visualization Workshop*, pp 49–56
- [13].Trucco E and Olmos-Antillon A T 2006 Self-tuning underwater image restoration. *IEEE J. Oceanic Eng.* 31(2): 511–519
- [14].Iqbal K, Salam R A, Osman A and Talib A Z 2007 Underwater image enhancement using an integrated colour model. *IAENG Int. J. Comput. Sci.* 32(2): 239–244
- [15].Iqbal K, Odetayo M, James A, Salam R A and Talib A 2010 Enhancing the low quality images using unsupervised colour correction method. *IEEE Int. Conf. Syst. Man Cybern. (SMC)*, pp 1703–1709.
- [16].Kwok N, Wang D, Jia X, Chen S, Fang G and Ha Q 2011 Gray world based color correction and intensity preservation for image enhancement. *Int. Congress Image Signal Process. (CISP)* 2: 994–998
- [17].Provenzi E, Gatta C, Fierro M and Rizzi A 2008 A spatially variant white-patch and gray-world method for color image enhancement driven by local contrast. *IEEE Trans. Pattern Anal. Mach. Intell.* 30(10): 1757–1770.
- [18].Li, C.Y., Guo, J.C., Cong, R.M., Pang, Y.W. and Wang, B., 2016. Underwater image enhancement by dehazing with minimum information loss and histogram distribution prior. *IEEE Transactions on Image Processing*, 25(12), pp.5664-5677.
- [19].Schettini, R. and Corchs, S., 2010. Underwater image processing: state of the art of restoration and image enhancement methods. *EURASIP Journal on Advances in Signal Processing*, 2010(1), p.746052.
- [20].Zheng, L., Shi, H. and Sun, S., 2016, August. Underwater image enhancement algorithm based on CLAHE and USM. *IEEE International Conference on Information and Automation (ICIA)*, pp. 585-590.
- [21].Banerjee, J., Ray, R., Vadali, S.R.K., Shome, S.N. and Nandy, S., 2016. Real-time underwater image enhancement: An improved approach for imaging with AUV-150. *Sadhana*, 41(2), pp.225-238.
- [22].Dev, K.D. and Natrajan, S., 2015. Underwater Image Enhancement for Improving the Visual Quality by CLAHE Technique. *International Journal of Scientific Research Engineering & Technology (IJSRET)*, 4(4), pp.352-356.
- [23].Lu, H., Li, Y., Nakashima, S., Kim, H. and Serikawa, S., 2017. Underwater image super-resolution by deconvolution and fusion. *IEEE Access*, 5, pp.670-679.
- [24].Drews, P.L., Nascimento, E.R., Botelho, S.S. and Campos, M.F.M., 2016. Underwater depth estimation and image restoration based on single images. *IEEE computer graphics and applications*, 36(2), pp.24-35.
- [25].G. C. Rafael and W. E. Richard, *Digital Image Processing*. Englewood Cliffs, NJ, USA: Prentice-Hall, 2008.
- [26].Ancuti, C., Ancuti, C.O., Haber, T. and Bekaert, P., 2012, Enhancing underwater images and videos by fusion. *IEEE Conference on Computer Vision and Pattern Recognition (CVPR)*, pp. 81-88.
- [27].Ancuti, C.O., Ancuti, C., De Vleeschouwer, C. and Bekaert, P., 2018. Color balance and fusion for underwater image enhancement. *IEEE Transactions on Image Processing*, 27(1), pp.379-393.