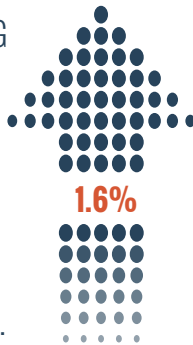


# BLOUNT COUNTY TENNESSEE

## Behavioral Health SNAPSHOT



BINGE DRINKING IN BLOUNT COUNTY INCREASED FROM 5.2% IN 2008 TO 6.8% IN 2012.

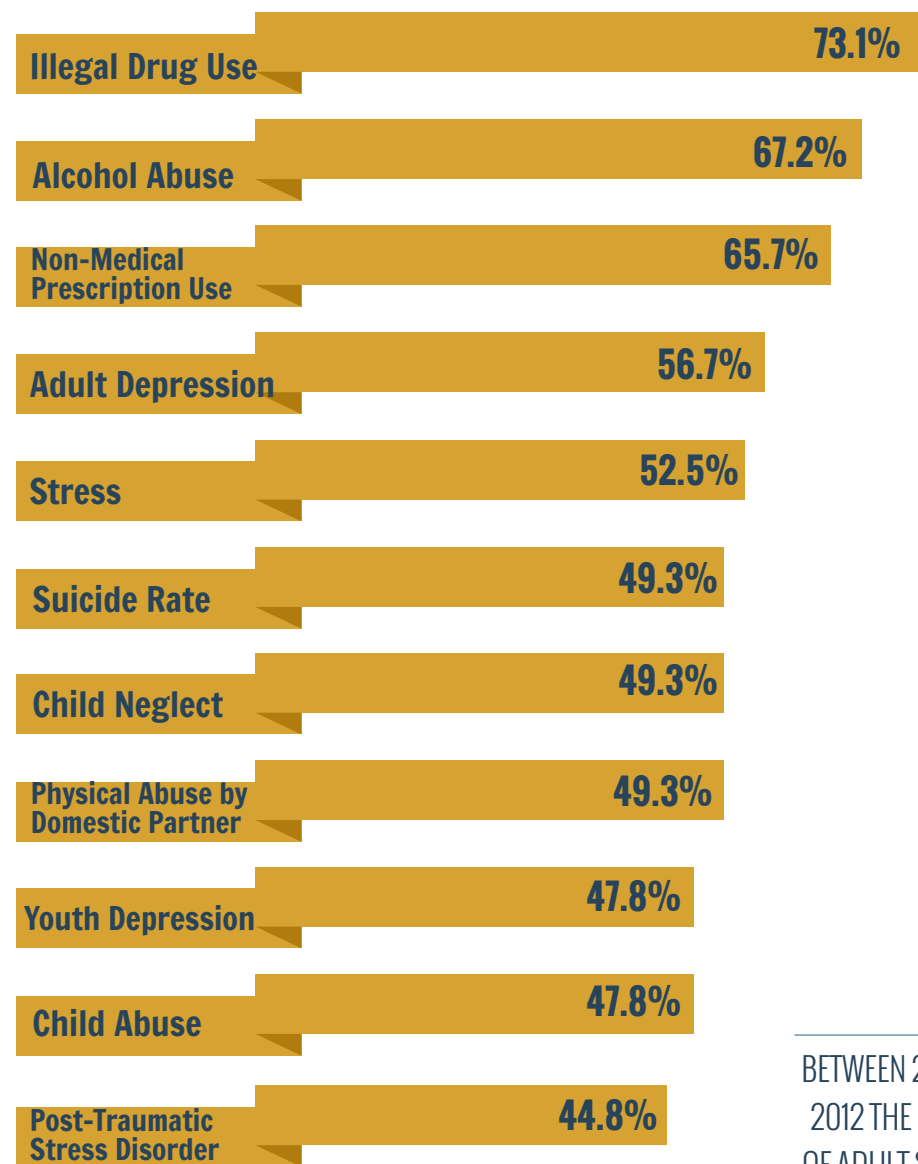


**125,099**  
Blount County  
Population in 2013



## TOP TEN BLOUNT COUNTY HEALTH PRIORITIES

As selected in a survey by local community leaders.



BETWEEN 2008 AND 2012 THE PERCENT OF ADULT SMOKERS IN BLOUNT COUNTY INCREASED FROM 15.8% TO 19.6%.



**10.8**

Incidents of reported child abuse for every 1,000 children in Blount County in 2012.



**5.4**

Incidents of domestic violence for every 1,000 people reported in Blount County in 2013.



**24.5%**

of Blount County adults were diagnosed with depression in 2012.

# BLOUNT COUNTY TENNESSEE Behavioral Health SNAPSHOT

## DOMESTIC VIOLENCE

BLOUNT COUNTY

**5.4**

Incidents of domestic violence for every 1,000 people reported in 2013.

TENNESSEE

**12**

Incidents of domestic violence for every 1,000 people reported in 2013.

## BINGE DRINKERS

BLOUNT COUNTY


**5.2% - 6.8%**

Binge drinkers increased from 5.2% in 2008 to 6.8% in 2012.

TENNESSEE

**6.2% - 6.8%**

Binge drinkers increased from 6.2% in 2008 to 6.8% in 2012.



## ADULT DEPRESSION

BLOUNT COUNTY

**24.5%**

of adults were diagnosed with depression in 2012.

TENNESSEE

**21.1%**

of adults were diagnosed with depression in 2012.

## CHILD ABUSE

BLOUNT COUNTY

**10**

incidents of reported child abuse for every 1,000 children in 2012.

TENNESSEE

**5**

incidents of reported child abuse for every 1,000 children in 2012.

## BLOUNT COUNTY BEHAVIORAL HEALTH RELATIVE TO TENNESSEE

**BETTER THAN TENNESSEE AND GETTING BETTER**

Smoking  
Suicide

**BETTER THAN TENNESSEE AND GETTING WORSE**

Depression among Medicare Recipients  
Drinking  
Drunk Driving Deaths  
STDs

**WORSE THAN TENNESSEE AND GETTING BETTER**

Drunk Driving Crashes  
Heavy Drinking

**WORSE THAN TENNESSEE AND GETTING WORSE**

Binge Drinking  
Depression  
Poor Mental Health Days

This snapshot infographic summarizes data on top community behavioral health priorities in Blount County, Tennessee as identified by its community leaders as of June 2014 and is a product of the CAPE Project (Community Assessment and Education to Promote Behavioral Health Planning and Evaluation). The information provided in this snapshot corresponds to an in depth community profile on Blount County, based on the 2014 CAPE survey as well as secondary sources such as County Health Rankings, National Highway Traffic Safety Administration, Tennessee Department of Safety and Homeland Security, Tennessee Department of Health, Centers for Medicare and Medicaid Services, and Behavioral Risk Factor Surveillance System. CAPE is dedicated to identifying and sharing best practices for benchmarking community behavioral health and is funded by the Department of Health and Human Services' Substance Abuse and Mental Health Services Administration (SAMHSA) and facilitated by the United States Department of Agriculture's National Institute of Food and Agriculture.

**CAPE** | Community Assessment and Education to Promote Behavioral Health Planning and Evaluation  
VISIT US ON THE WEB [healthbench.info](http://healthbench.info)