



Kids Voting Central Ohio General Election



2018 General Election-COLUMBUS Results

Report Generated: 11/07/2018 6:27 PM MST

Governor / Lt. Governor - Vote for 1			
	Name	Party	Votes
	Richard Cordray / Betty Sutton	Democratic	7,210 (53.23%)
	Mike DeWine / Jon Husted	Republican	3,670 (27.1%)
	Constance GadellNewton / Brett R. Joseph	Green	2,664 (19.67%)
			Total Votes: 13,544




Attorney General - Vote for 1			
	Name	Party	Votes
	Steve Dettelbach	Democratic	1,899 (73.12%)
	Dave Yost	Republican	698 (26.88%)
			Total Votes: 2,597

Auditor of State - Vote for 1			
	Name	Party	Votes
	Zack Space	Democratic	1,743 (67.72%)
	Keith Faber	Republican	831 (32.28%)
			Total Votes: 2,574




Secretary of State - Vote for 1

		Name	Party	Votes
		Kathleen Clyde	Democratic	1,862 (71.78%)
		Frank LaRose	Republican	732 (28.22%)
				Total Votes: 2,594




Treasurer of State - Vote for 1

		Name	Party	Votes
		Rob Richardson	Democratic	1,896 (74.41%)
		Robert Sprague	Republican	652 (25.59%)
				Total Votes: 2,548

U.S. Senator - Vote for 1

		Name	Party	Votes
		Sherrod Brown	Democratic	7,126 (68.86%)
		Jim Renacci	Republican	3,222 (31.14%)
				Total Votes: 10,348

3rd Congressional District - Vote for 1

		Name	Party	Votes
		Joyce Beatty	Democratic	5,116 (69.49%)
		Jim Burgess	Republican	2,246 (30.51%)
				Total Votes: 7,362

12th Congressional District - Vote for 1

	Name	Party	Votes
	Danny O'Connor	Democratic	601 (67.15%)
	Troy Balderson	Republican	153 (17.09%)
	Joe Manchik	Green	141 (15.75%)
			Total Votes: 895

15th Congressional District - Vote for 1

	Name	Party	Votes
	Rick Neal	Democratic	1,254 (62.14%)
	Steve Stivers	Republican	764 (37.86%)
			Total Votes: 2,018




Supreme Court Justice 1/1/2019 - Vote for 1

	Name	Party	Votes
	Craig Baldwin	n/a	1,313 (52.6%)
	Michael Donnelly	n/a	1,183 (47.4%)
			Total Votes: 2,496

Supreme Court Justice 1/2/2019 - Vote for 1

	Name	Party	Votes
	Mary DeGenaro	n/a	1,293 (51.68%)
	Melody J. Stewart	n/a	1,209 (48.32%)
			Total Votes: 2,502





State Senator 3rd District - Vote for 1

		Name	Party	Votes
		Tina Maharath	Democratic	453 (59.92%)
		Anne Gonzales	Republican	303 (40.08%)
				Total Votes: 756




State Senator 15th District - Vote for 1

		Name	Party	Votes
		Hearcel F. Craig	Democratic	1,740 (65.59%)
		Jordan Garcea	Republican	913 (34.41%)
				Total Votes: 2,653

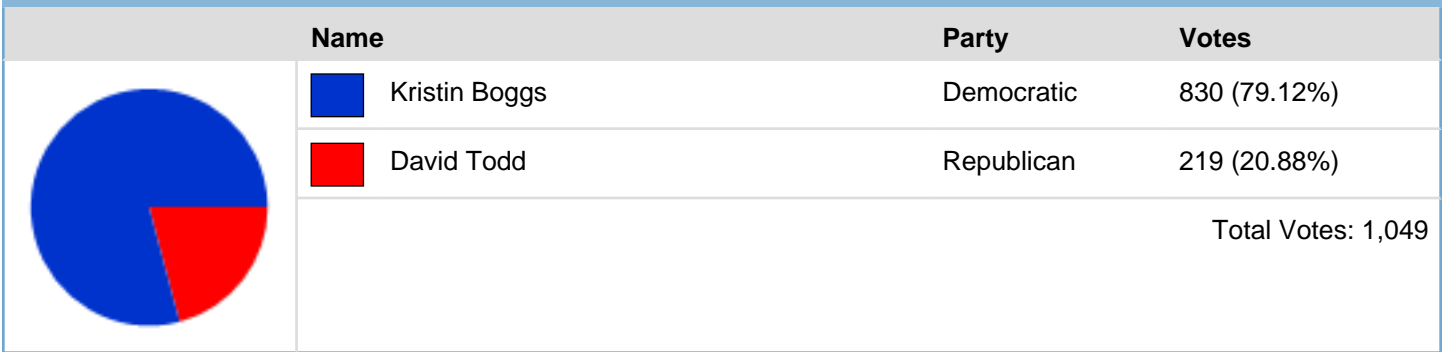
State Senator 19th District - Vote for 1

		Name	Party	Votes
		Louise Valentine	Democratic	815 (56.87%)
		Andrew O. Brenner	Republican	324 (22.61%)
		David Gary Cox	Green	294 (20.52%)
				Total Votes: 1,433

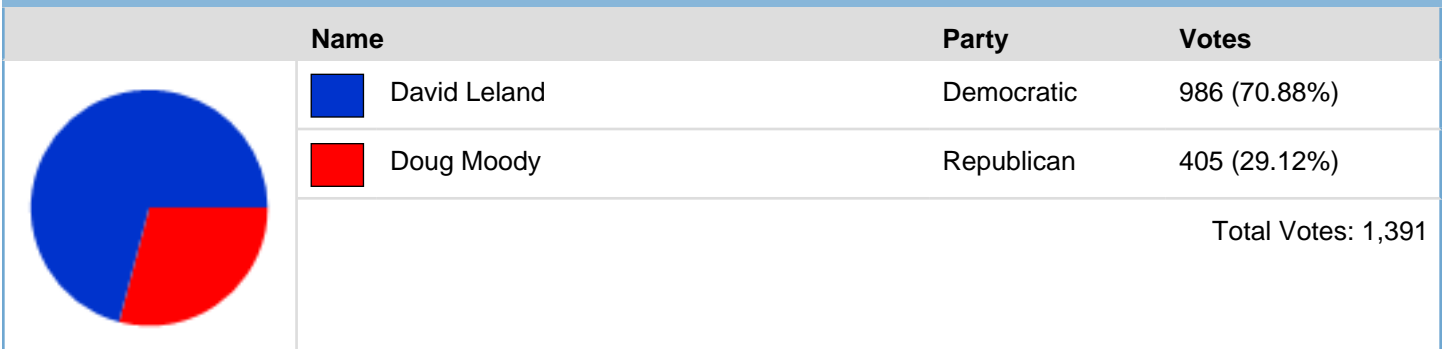
State Representative 17th District - Vote for 1

		Name	Party	Votes
		Adam Miller	Democratic	506 (66.75%)
		Josh Rush	Republican	252 (33.25%)
				Total Votes: 758

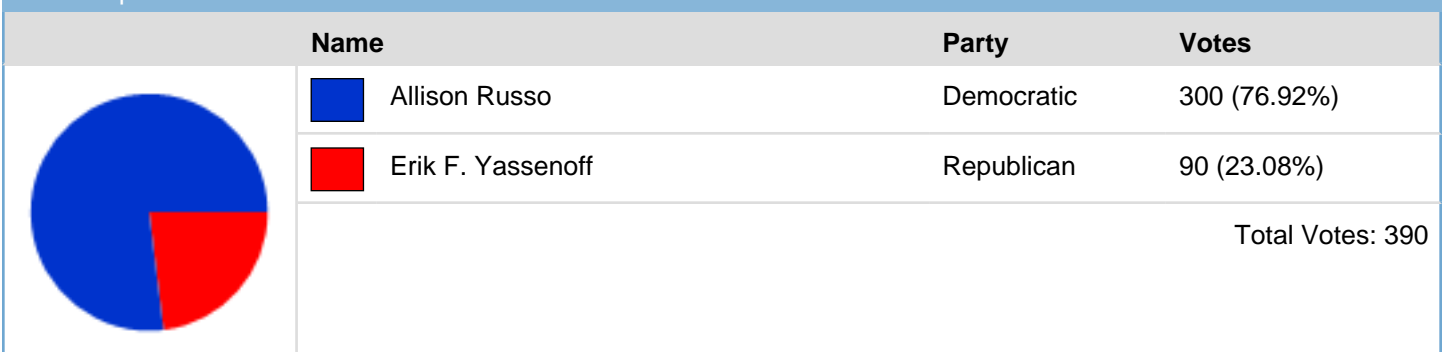
State Representative 18th District - Vote for 1



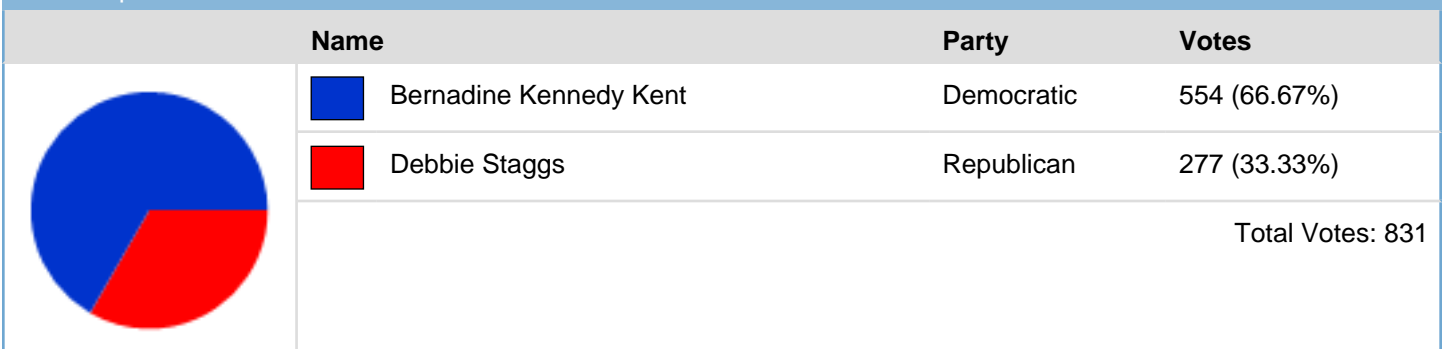
State Representative 22nd District - Vote for 1



State Representative 24th District - Vote for 1



State Representative 25th District - Vote for 1



State Representative 26th District - Vote for 1

		Name	Party	Votes
		Erica C. Crawley	Democratic	428 (60.11%)
		Shareeque Arife Sadiq	Republican	144 (20.22%)
		Steve Dodge	Green	140 (19.66%)
				Total Votes: 712

Franklin County Commissioner - Vote for 1

		Name	Party	Votes
		Marilyn Brown	Democratic	1,868 (72.38%)
		Michele Reynolds	Republican	713 (27.62%)
				Total Votes: 2,581

Franklin County Auditor - Vote for 1

		Name	Party	Votes
		Michael Stinziano	Democratic	1,661 (65.06%)
		Clarence Mingo	Republican	892 (34.94%)
				Total Votes: 2,553

State Issue 1

Name	Yes Votes	No Votes	Total
Neighborhood Safety, Drug Treatment and Rehabilitation Amendment	2,003 (76.89%)	602 (23.11%)	2,605




Issue 3 - Columbus and Franklin Co. Metro Parks Operating Levy

Name	Yes Votes	No Votes	Total
Columbus and Franklin Co. Metro Parks Operating Levy	7,655 (73.17%)	2,807 (26.83%)	10,462

Issue 7 - South-Western City School District

Name	Yes Votes	No Votes	Total
Issue 7 - South-Western City School District Bond Issue and Tax Levy	100 (70.42%)	42 (29.58%)	142

What is your favorite American symbol?

	Name	Party	Votes
	 American Eagle	n/a	1,565 (44.12%)
	 American Flag	n/a	1,430 (40.32%)
	 National Anthem	n/a	552 (15.56%)
			Total Votes: 3,547