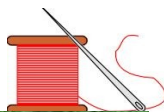




Lighthouse Quilters Guild

Sew on and Sew Forth



May all the timeless
treasures of Christmas –
the warmth of home,
the love of family,
and the company of good friends
be yours this holiday season.

Warmest wishes for a holiday
season to cherish and remember.

Pat Henningfeld

December 2023
Inside This Issue

Board Members	
2024 Programs	2
2024 Program Notes	3
Sample UFO Chart	4
Holiday Party Highlights	5
Hospitality	6
Charity Quilts	7
Quilt Camps 2024	
Membership Form 2024	8
In Case You Missed It	
Quilting Events	9
Condolences	
Board Message	
Trivia	10

November and December Birthdays

November

Nancy Larsen	Nov 2
Sharon Molina	Nov 4
Debbie Blaustein	Nov 5
Darlene Krueger	Nov 11
Joanna Bond	Nov 15
Jean Veltman	Nov 20
Kay Rigert	Nov 26
Elaine Biehn	Nov 28
Penny Mycon	Nov 29

December

Sue Lerch	Dec 11
Brenda Brusha	Dec 12
Ann Gedemer	Dec 14
Debby Gillmore	Dec 16
Judy Martin	Dec 18
Jane Kotowski	Dec 27
Stacy Gavin	Dec 29

Happy Birthday



Next Meeting

January 29 , 2024
Zoom or in person

7:00 pm.

WEAR YOUR NAME TAG!!!!

Bring hospitality donation!

The deadline for submitting
articles is on or before the
8th of each month.

Submit your articles to:

Sharon Matusevicius at
matusevicius.1@att.net

Sue Causey at
lhqsecausey@hotmail.com

2023 LHQ Board Members

President

Pat Henningfeld

Vice President of Programs

Regina Scott Brooks

Vice President of Planning **open**

Vice President of Membership

Laura Sanders

Secretary

Debbie Blaustein

Treasurer

Grace Kragness

Hospitality

Autumn Latimore

Librarian

Cathy Rolfson

Historian

Susan Lerch

Publicity

Pat Henningfeld

Social Media

Sharon Matusevicius

Sue Causey

Newsletter/Website Coordinators

Sharon Matusevicius

matusevicius.1@att.net

Sue Causey

lhqsuecausey@hotmail.com

2024 Programs

Jan 29

Then and Now

Feb 26

Stephanie Sliwinski of Fancy That Design House – Her Quilt Journey and Being a Moda Designer

Mar 25

Cheryl Schenck – Demoing Quilt Tips and Tricks

Apr 29

LuWayne Snow – Her English Paper Piecing Journey

May 20

Judy Zoelzer Levine – Sewing Room Solutions

June 24

Margaret Heller & Bethan Wise – The Pros & Cons of Renting a Studio Outside of Your Home

July 29

Annual Rummage Sale

Aug 26

Laura Hartrich – Quilt Documentation

Sept 30

Annual Guild School House

Oct 28

Cathy Glover – A Step Through History With Fabrics of Our Lives

Nov 25

Annual Holiday Party

Check out Facebook!

Updates to meetings and workshops will be posted on our page



<https://www.facebook.com/ligighthousequiltersguild>



Program Notes

Hello Ladies!!


This section on programs will be chockful of information this month, so grab a cuppa and read it slowly.

To get our new year started off right, how about we all make new nametags! My name on my old nametag is a little small so I have been wanting to replace it for years. Our nametags are our hello to the members, so let your personality shine through. I would love for you all to join me and hold me accountable for finally replacing it by our January meeting. Anyone that has joined the guild in 2023 and made a nametag, you are of course exempt from this challenge. ?

Our theme I have set for next year is Finish it Up and our group project is to work on our individual UFOs – YAY! The last time we tackled our UFOs as a group was in 2013! I have found the following Projects at a Glance sheet to log our UFOs. The designer also offers an Individual Project sheet to document more details on your projects. If you have problems downloading the sheets let me know. They can be downloaded for free at the following link: <http://www.pixelstopatchwork.com/2013/01/quilt-project-sheets.html?showComment=1396974705086>



The 'Projects At a Glance' sheet is a colorful, striped border featuring a table with columns for Project Name, Description, Target Date, Priority, and Project Stage. The table is designed for tracking multiple projects simultaneously.



The 'Project Name' sheet is a detailed form for documenting a single project. It includes sections for Project Info (Name, Designer, Target Date, Priority), Project Steps (Materials Purchased, Cutting, Block, Quilt Top, Binding, Quilting, Binding), and a large area for Notes and Sketches. It also features a Completion Date field.

I have included in this newsletter an updated UFO Listing sheet from our 2013 if you would rather use that form to log your UFOs. It is your choice which UFOs you work on and it is my hope that show & tell will be filled each month with our finishes. To make the task of completing our projects more fun, if you finish at least six of the UFOs from your inventory, you will be entered into a drawing at our October meeting.

As we go through the year, I will share tips and suggestions on finishing and managing unfinished projects and everyone's biggest cheerleader, encouraging us along!

2023 UFO Challenge

Page _____

	Project Name	When was Project Started	To Be Completed						Date Project Completed
			Finish Cutting	Piece	Applique	Embroider/ Embellish	Quilt	Bind	
1									
2									
3									
4									
5									
6									
7									
8									
9									
10									

Holiday Party Highlights



A time of fellowship



The food was delicious



We waited patiently to take a turn to select a present



One of the many packages on the gift table



Autumn was in charge of gift selection



Stacey Gavin was the lucky winner of the holiday raffle quilt. She is pictured with the women who created and quilted it.

Hospitality

Hospitality By the Numbers

71

That's the number of members who joined us at our Annual Holiday Party!! A fun time was had by all and I think we can say that we kicked off the season in style – with laughter, smiles, sequins, and good cheer!

Special thanks for Ginger Wanserski and Linda Worman for the wonderful rope basket centerpieces! Extra special thanks to the Board for helping me especially those who helped with set-up: Debbie Blaustein, Pat Henningfield, Grace Kragness, Sue Lerch, and my partner in programming and gift sorting crime, Regina Scott Brooks. And extra extra special thanks for those members who jumped in to lend a hand as they arrived! And triple extra thanks to Jim Deibler from Sew & Save for our wonderful door prize contributions!

1155

That is the amount of money we collected for the Racine County Food Pantry during our party! Can you believe that ladies?? AHHHMAZING how we've spent the year not only enjoying our favorite craft, connecting with one another, reinforcing "friendships through the cloth," AND supporting our fellow Racinians in need. See the photo where I presented our contribution to Executive Director Dan Taivalkoski. Needless to say, they were thrilled with our contribution; especially at this time of year.

2

Don't forget: at the January meeting we'll have the choice of another charity to vote on regarding our hospitality donations for 2024.

I'm already in the throes of planning our donation requests and party for next year, ladies! Let's look forward to a great holiday season!

Enthusiastically submitted,

Autumn Latimore
Hospitality Chair



Autumn presenting our generous donation from the holiday party

Charity Quilts for the Community

The report for 2023 will be in our January 2024 Newsletter.
When we come back together in 2024, we will need quilts for all the places below.
Stay well, stay safe, stay quilting!

Four members will distribute quilts this year:

Nancy Larsen for Women's Resource Center

Baby to Lap size--36x36 to 55x70, pieced, cheaters, fleece, crocheted and knitted items.

Regina Scott Brooks for Quilts for VA Home in Union Grove

Twin size or a little larger but not much larger, fabrics can be either for men or women

Barbara Vallone for Quilts for the Community which includes:

All Saints NICU, Racine, and Children's Hospital, Milwaukee

Baby to Lap size--36x36 to 55x70

St. Monica's Home plus other local needs

Small Lap--45x50 to Nap Lap--55x70

Operation Snuggles – quilts for soldiers' children, Camp Serenity, and Wounded Warriors

Baby to twin bed—36x36 to 60x75 ~ COT SIZE FOR CAMP SERENITY ~ 55 x 70

TC Wiley for Foster Children's Project

Baby to Large Lap—40x40 to 55x70

Quilt size can range from 36 x36 to 60 x 75—see sizes above. Please keep your biggest quilt to twin bed size.

Thank you for making this project a success. Nancy Larsen, Regina Scott Brooks, Barbara Vallone, and TC Wiley

Quilt Camps for 2024

Lutherdale Retreats are January 10 to 14 and March 13 to 17. We sew and sleep in the beautiful Hope Center and our meals are a short walk away in the Dining Hall. You can choose how many nights you stay and you must **contact Lutherdale directly to register ~ 262-742-2352**

St Iakovos Retreat is February 14 to 18 and right now it is FULL! There are openings for May 23-26 and September 4-8. We sew, sleep, AND eat in beautiful Tomaras Lodge!

If you are interested in seeing ALL the camps in 2024, contact me for a two-page copy of my Quilt Camp Flier and I will send it to you by e-mail. Thanks!!

Barbara Vallone. Call 262-639-8185 or qltingb@gmail.com

LIGHTHOUSE QUILTERS GUILD

2024 Membership Form

ALL members, new and returning, must complete a membership form. Dues are \$30 (checks made payable to Lighthouse Quilters Guild). Your information will not be shared. Mail your membership form and payment before February 28th to:

Lighthouse Quilters Guild c/o
Membership Vice-President PO
Box 081153
Racine, WI 53408-1153

All members are asked to serve at least one month per year on the hospitality committee (once we resume in person meetings) and are asked to make one quilt a year for our charities. Checks will not be deposited until after 1/1/24.

Name: _____

Address: _____

Winter Address: _____

Home Phone: _____ Cell Phone: _____

E-mail address: _____ Birthday: _____
Month/Day

Have you participated in a Zoom Guild meeting? If yes, your opinion. If no, why not?
Please use the reverse side of this form for additional comments and suggestions regarding lectures or workshops. Thank you!

In Case You Missed It

If you missed the holiday party, you missed a wonderful, fun-filled evening. The food was delicious and the LHQG 70-member chorus performed a three-song medley. Not to be missed in 2024.

We will be looking forward to an informative and interesting 2025, planned by Program Chair, Regina Scott Brooks.

Keep up to date and informed of your guild's goings on by reading your newsletter. If you have any questions, call me.

Pat Henningfeld

Quilting Events

There are no quilting events scheduled for December and January. Enjoy the time at home, finish some projects and be prepared for the Winter Quilt Show, Saturday, February 10.

- Condolences to Barbara Vallone on the passing of her husband Charles.

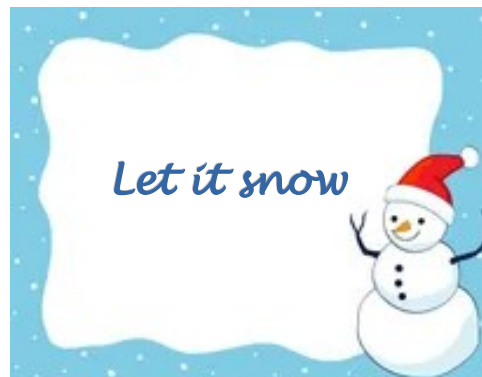


Message from your Board Members

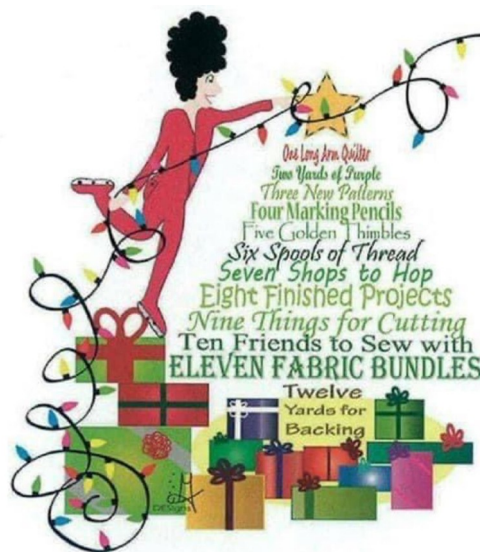
As the year winds down, it is time for the changes on the executive board. We thank those who have served on the board, and welcome the women who have stepped up to fill in the vacant positions. A very special thanks to Pat Henningfeld, who worked so hard to keep the guild together during the difficult years that we dealt with Covid-19.

We cannot thank you enough for your leadership. Welcome to the ranks of general membership!

Lighthouse Quilters Guild
P. O. Box 081153
Racine, WI 53408-1153
www.lighthousequiltersguild.com



On the 6th day of Christmas, the December newsletter was still in progress! Credit to Facebook



<https://www.facebook.com/lighthousequiltersguild>

Newsletter Editors/Website Coordinators

Sharon Matusevicius
matusevicius@att.net

Sue Causey
LHQSueCausey@hotmail.com