


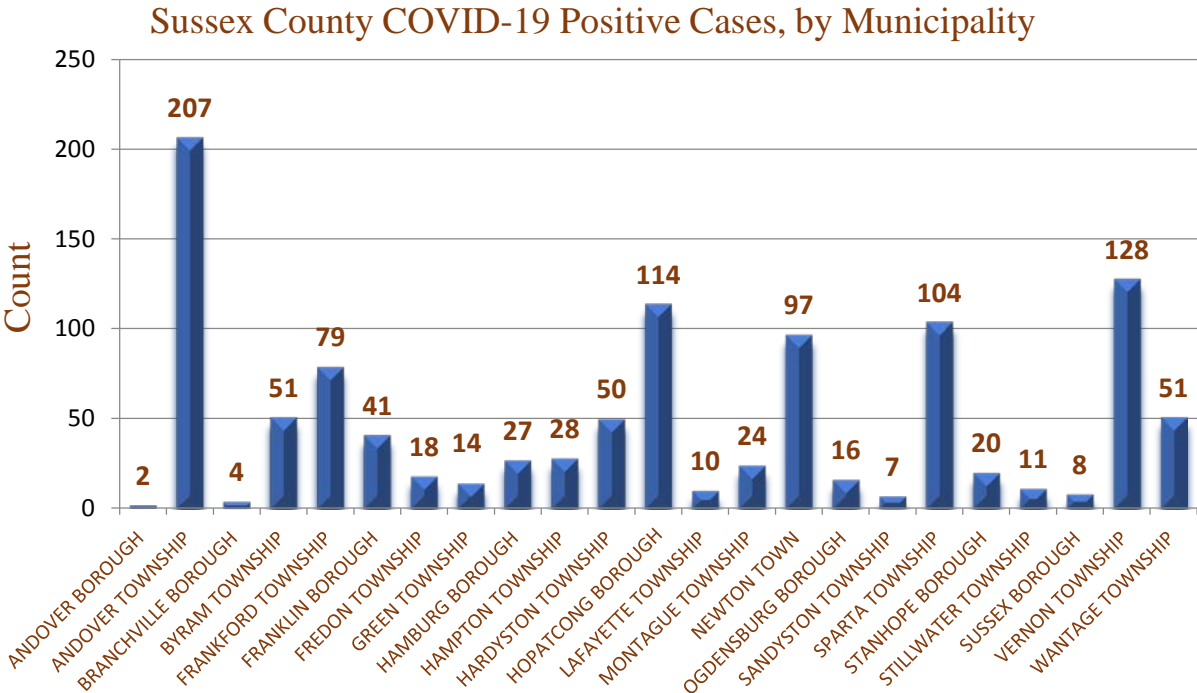
# Sussex County COVID-19 Weekly Report

## 01/01/2020 - 05/28/2020

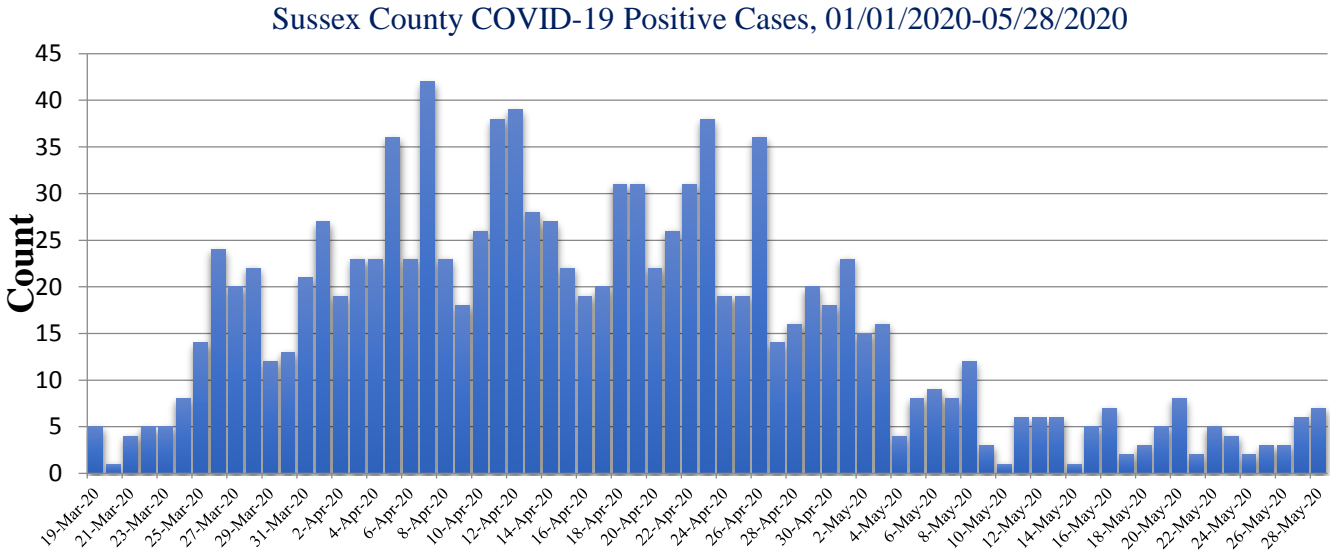
**Table 1: Sussex County Total COVID-19 Cases by Municipality**

Communicable Disease Reporting and Surveillance System		CDRSS STATISTICS REPORT		05/29/2020
		DATE FOR REPORT		
		FROM 01/01/2020 TO 05/28/2020		
		GROUP BY: TOTAL CASES BY MUNICIPALITY		
				COUNT
MUNICIPALITY: ANDOVER BOROUGH				2
MUNICIPALITY: ANDOVER TOWNSHIP				207
MUNICIPALITY: BRANCHVILLE BOROUGH				4
MUNICIPALITY: BYRAM TOWNSHIP				51
MUNICIPALITY: FRANKFORD TOWNSHIP				79
MUNICIPALITY: FRANKLIN BOROUGH				41
MUNICIPALITY: FREDON TOWNSHIP				18
MUNICIPALITY: GREEN TOWNSHIP				14
MUNICIPALITY: HAMBURG BOROUGH				27
MUNICIPALITY: HAMPTON TOWNSHIP				28
MUNICIPALITY: HARDYSTON TOWNSHIP				50
MUNICIPALITY: HOPATCONG BOROUGH				114
MUNICIPALITY: LAFAYETTE TOWNSHIP				10
MUNICIPALITY: MONTAGUE TOWNSHIP				24
MUNICIPALITY: NEWTON TOWN				97
MUNICIPALITY: OGDENSBURG BOROUGH				16
MUNICIPALITY: SANDYSTON TOWNSHIP				7
MUNICIPALITY: SPARTA TOWNSHIP				104
MUNICIPALITY: STANHOPE BOROUGH				20
MUNICIPALITY: STILLWATER TOWNSHIP				11
MUNICIPALITY: SUSSEX BOROUGH				8
MUNICIPALITY: VERNON TOWNSHIP				128
MUNICIPALITY: WANTAGE TOWNSHIP				51
<b>TOTAL CASES</b>				<b>1,111</b>

**Figure 1: Sussex County Total COVID-19 Cases by Municipality**



**Figure 2: Sussex County Positive COVID-19 Cases by Reported Date**

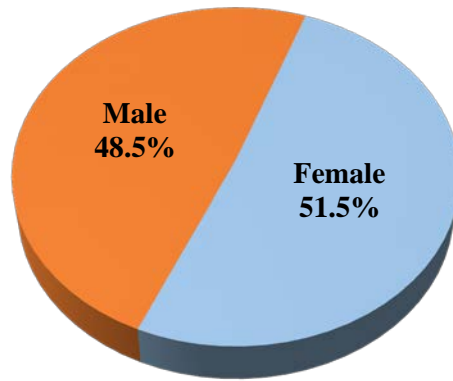


**Table 2:** Sussex County Positive COVID-19 Cases by Gender

Gender	Count	Percentage
Female	573	51.5%
Male	538	48.5%

**Figure 3:** Sussex County Positive COVID-19 Cases by Gender

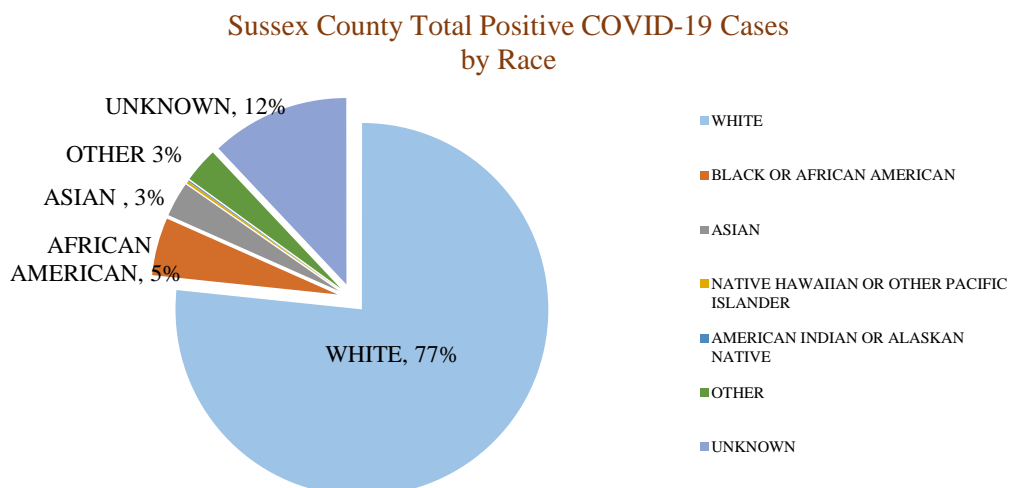
Sussex County Total Positive COVID-19 Cases by Gender



**Table 3:** Sussex County Positive COVID-19 Cases by Race

Race	Count	Percentage
WHITE	850	77%
BLACK OR AFRICAN AMERICAN	59	5%
ASIAN	32	3%
NATIVE HAWAIIAN OR OTHER PACIFIC ISLANDER	2	0.2%
AMERICAN INDIAN OR ALASKAN NATIVE	1	0.1%
OTHER	36	3%
UNKNOWN	131	12%

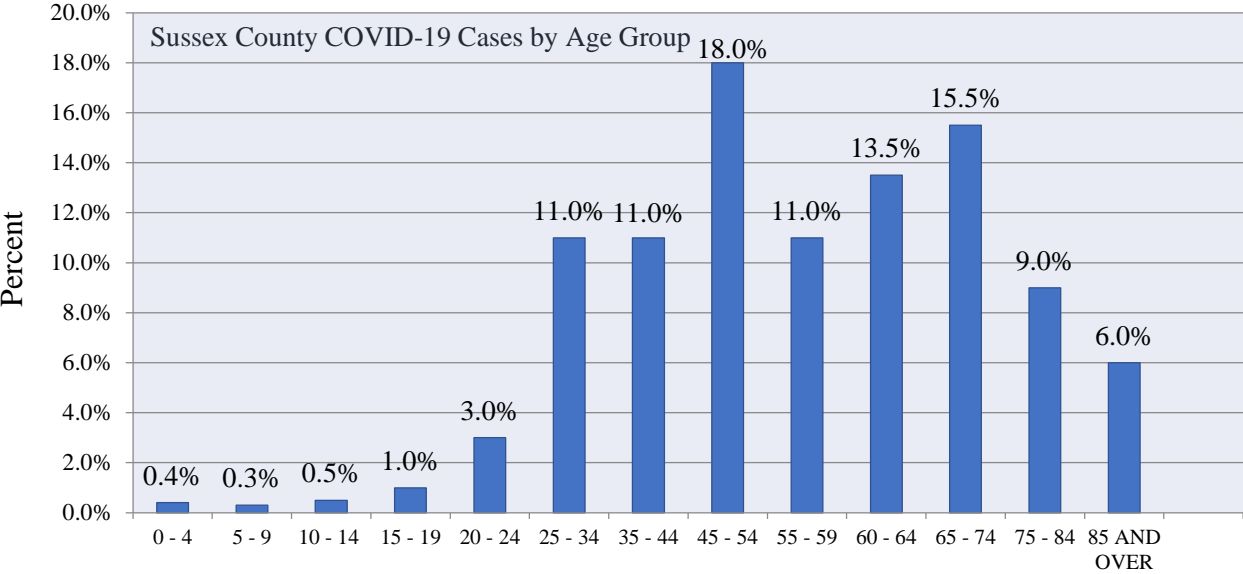
**Figure 4:** Sussex County Positive COVID-19 Cases by Race




**Table 4:** Sussex County Positive COVID-19 Cases by Age

Minimum Age	Average Age	Maximum Age
3 Months	49Y 1M	105 Y

**Figure 5:** Sussex County Positive COVID-19 Cases by Age Group



**Table 5: Sussex County COVID-19 Deaths by Municipality, 01/01/2020-05/28/2020**

Communicable Disease Reporting and Surveillance System	<b>CDRSS STATISTICS REPORT</b> DATE FOR REPORT FROM 01/01/2020 TO 05/28/2020 GROUP BY: DEATHS BY MUNICIPALITY	05/29/2020 
--	--	---

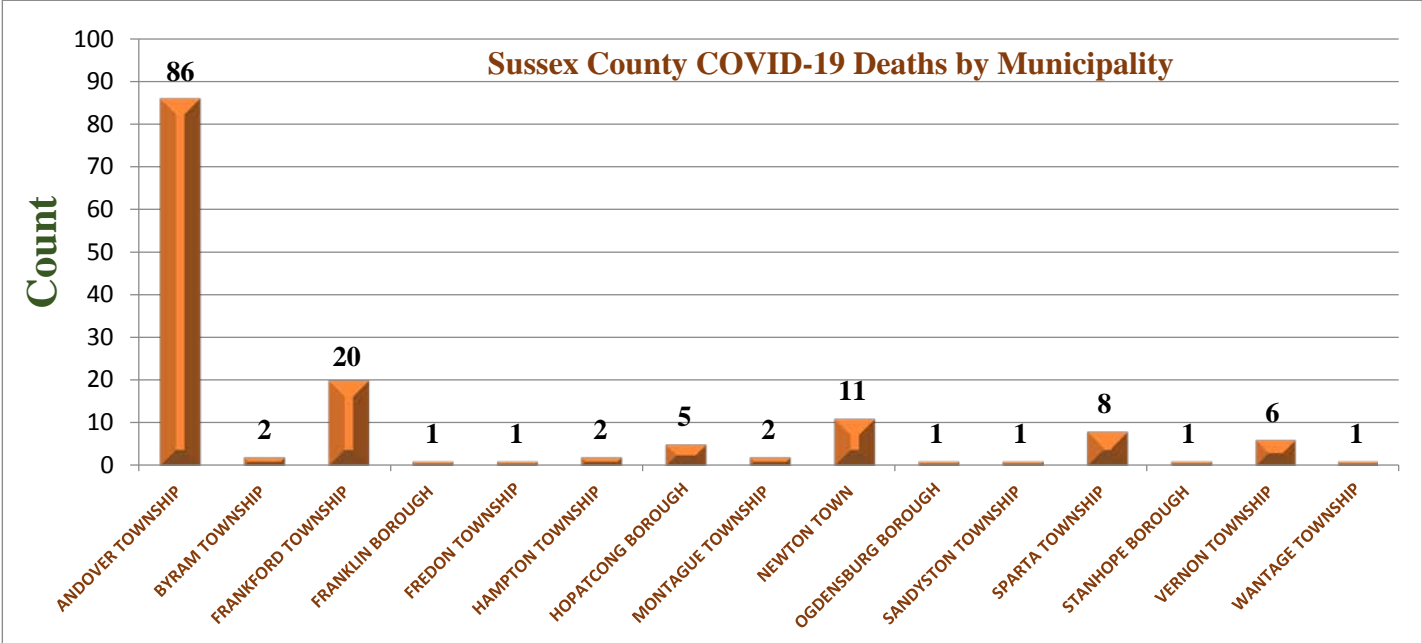
	COUNT
MUNICIPALITY: ANDOVER TOWNSHIP	86
MUNICIPALITY: BYRAM TOWNSHIP	2
MUNICIPALITY: FRANKFORD TOWNSHIP	20
MUNICIPALITY: FRANKLIN BOROUGH	1
MUNICIPALITY: FREDON TOWNSHIP	1
MUNICIPALITY: HAMPTON TOWNSHIP	2
MUNICIPALITY: HOPATCONG BOROUGH	5
MUNICIPALITY: MONTAGUE TOWNSHIP	2
MUNICIPALITY: NEWTON TOWN	11
MUNICIPALITY: OGDENSBURG BOROUGH	1
MUNICIPALITY: SANDYSTON TOWNSHIP	1
MUNICIPALITY: SPARTA TOWNSHIP	8
MUNICIPALITY: STANHOPE BOROUGH	1
MUNICIPALITY: VERNON TOWNSHIP	6
MUNICIPALITY: WANTAGE TOWNSHIP	1
<b>TOTAL FOR PAT DIED: YES:</b>	<b>148</b>

(\*A prior reported death in Franklin Borough has been re-assigned Andover Township)

**Table 6: Sussex County New Reported COVID-19 Related Deaths - 05/28/2020**

Deceased	Age	Gender	Township
1	83Y 6M	FEMALE	OGDENSBURG BOROUGH

**Figure 6:** Sussex County COVID-19 Deaths by Municipality

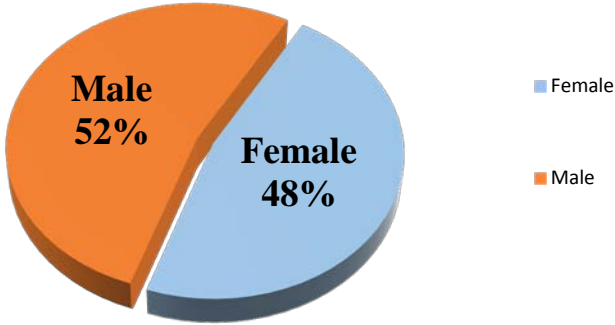


**Table 7:** Sussex County COVID-19 Deaths by Gender

Gender	Count	Percentage
Female	71	48%
Male	77	52%

**Figure 7:** Sussex County COVID-19 Deaths by Gender

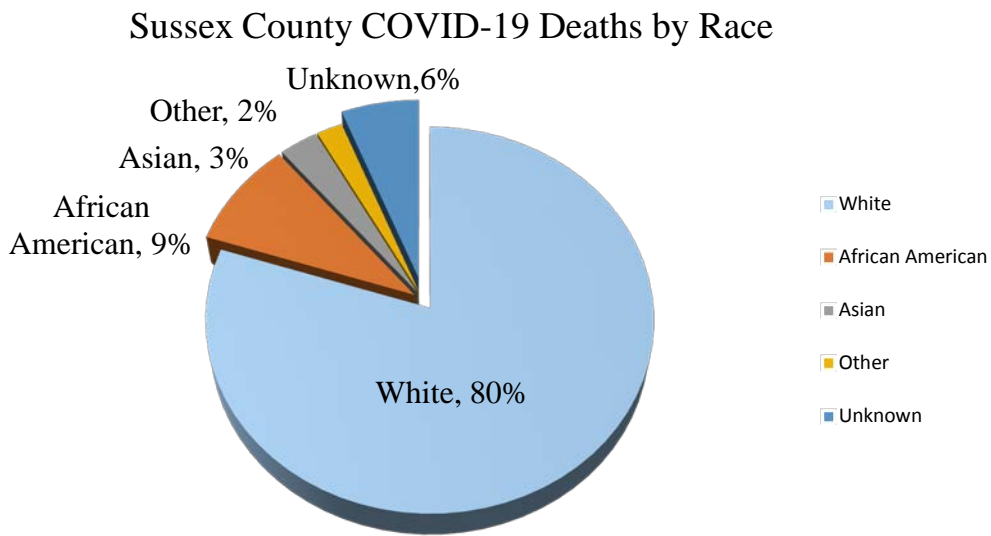
Sussex County COVID-19 Deaths by Gender



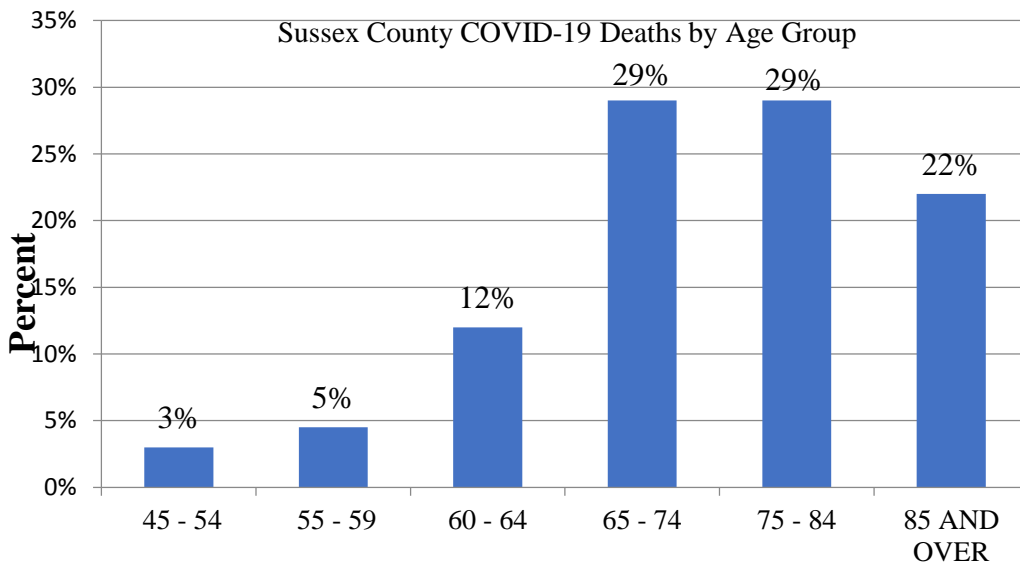
**Table 8:** Sussex County COVID-19 Deaths by Race

Race	Count	Percentage
White	119	80%
African American	13	9%
Asian	4	3%
Other	2	2%
Unknown	10	6%

**Figure 8:** Sussex County COVID-19 Deaths by Race



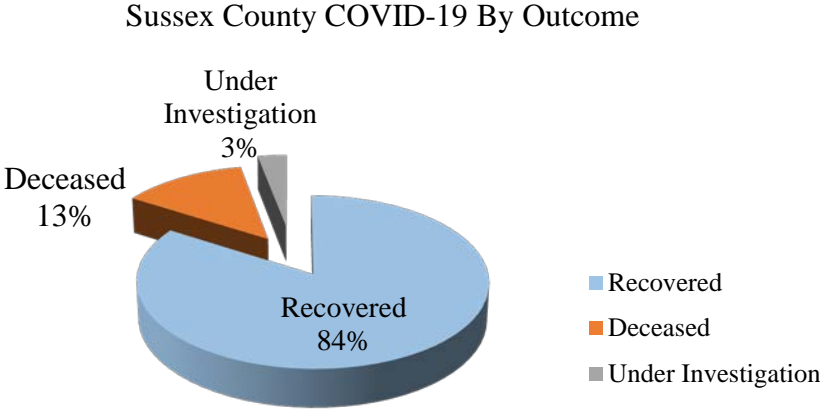
**Figure 9:** Sussex County COVID-19 Deaths by Age Group



**Table 9:** Sussex County COVID-19 Cases by Outcome – 05/28/2020

Total Number of Cases	Total Number of Cases Recovered	Total Number of Cases Deceased	Total Number of Cases Under Investigation
1,111	928	148	35

**Figure 10:** Sussex County COVID-19 Cases by Outcome



\_END\_  
May 29, 2020