



THE CORSAR

IPMS Phoenix / Craig Hewitt Chapter

Short message this month. Just a reminder that we have an upcoming election. In addition to Scott's nominations as the 'Nomination Committee,' the floor will be opened to nominations from the membership. Please consider giving back to the club and help steer our course going forward.

This month, we were supposed to have a presentation on applying decals by Tim Bongard but something (real life, I'd guess) has come up and he won't be able to make it. I'm working to get a replacement program for us. Mike McFadden's presentation on making dioramas will try again in November. If you've seen Mike's dioramas, you know he knows what he's talking about.

To go along with the previous, We're still looking for the club's projector. If you've seen it or know where it is, please let me know. Thanks.

Modelzona planning is going along. Remember, it's scheduled for Saturday, 6 November. Hopefully, nothing gets in the way this year. Spread the word.(see flyer on last page Ed.)

See you at the meeting on the 5th.

Steve

Corsair Stop Press Dates 2021

January	25th
February	22nd
March	22nd
April	25th
May	24th
June	26th
July	26th
August	22nd
September	24th
October	24th
November	21st
December	20th

THIS ISSUE

Display Photos.....	2
Competition Photos.....	4
September Raffle Winners.....	9
Ki-27 M. Rossmann.....	11
Ki-27 Decals Floyd Werner.....	14
Club Contest Themes.....	17
Editors Corner.....	18
Club Meeting Calendar.....	23
Raffle Update & Upcoming Events.....	24
Website References	25
Modelzona Flyer.....	28

September Display Models



September Display Models




September Competition Models



September Competition Models



September Competition Models



September Competition Models



September Competition Winner Models




Advance Winner
Craig Brown
FE 190F—Black 2
1/32 scale



Novice Winner
Lyn Gorton
Eduard 1/48 scale Spitfire Mk.1

September Raffle Winners



September Raffle Winners



“Ki-27 Home Defense”

“1/48 Minicraft / Hasegawa Ki-27”

By "Mark L. Rossmann"

History:

Nakajima Ki-27, allied code name “Nate” in the southwest Pacific and as “Abdul” in the CBI theater, was a small liked fighter. To some pilots it was similar to the IJN A5M; having a fixed landing gear, all metal, low winged with a Nakajima Ha-1b, 9-cylinder radial, air cooled 710 h.p. engine, 2 machine guns, 220lbs of bombs with a maximum speed of 292 mph at 11,480 ft. with a range of 390 miles. Total production, between 1938 and 1942, came to 3,399 with 2,020 by Nakajima and the rest built in Manchukuo.

The Ki-27 was a transition aircraft into the Ki-43 Hayabusa, begun in 1935 to army specifications with the first prototype in October of 1936. The plane was extremely maneuverable in an era that was still conditioned on the agility of planes.

The plane debuted in March of 1938 in China, then against the Russians in Manchuria, the next year. The fighter proved superior to the Russian I-15 but had problems up against the monoplane I-16. In June of 1939, WO Hiromichi Shinohara, of the 11th Sentai in Nomonhan China, held the record for downing 11 Russian planes in one day. By the time of his death in August, he had 58 kills to his name.

This precursor war in Mongolia gave insight to the Japanese of pending trials in WWII.

At the beginning of the Pacific War, five Ki-27-equipped *Sentai* were deployed to support the campaigns in the Philippines, Malaya, Burma, and the Dutch East Indies, others continued on in China and in support of the Japanese puppet government in Manchukuo (Manchuria).

The “Doolittle Raid” violated the sacred homeland, it was quite an embarrassment to Admiral Yamamoto whose naval aviators, and the Japanese Army aviators, failed to protect the capital. The Ki-27 was replaced by other front-line aircraft, immediately JAAF recalled the 47th Independent Chutai from Saigon, equipped with the Ki-44. The Ki-27 began to quickly disappear from the home defense role and by 1943 moved into the training role.

With the impending invasion of Japan by the allied forces, Ki-27's was transformed into suicide planes carrying half-ton bombs. However, the Manchukuo Air Force used the Ki-27b for the entire war.

246th Sentai

The 246th Sentai was formed in August 1942 from the 13th Sentai. (13th Sentai was established in July 1938 at Kakogawa Prefecture Japan.) 246th used the Ki-27, Ki-44, Ki-84 and the Ki-46. It operated in the Philippines and Japan. Unit was disbanded at Taisho, near Osaka Japan at the end of the war.

This photo, of a 246th “Nate” is widely circulated on the internet.

“Ki-27 Home Defense”

“1/48 Minicraft / Hasegawa Ki-27”

By "Mark L. Rossmann"

Model:

The build was easy, barely 46 parts, yet simple and a respectable look of a Ki-27.

Kit: Minicraft / Hasegawa Nakajima Ki-27 NATE, Type 97 Model “B”

Decals: This kit came from a swap meet with 2 sets of decals. Original boxing came with decals for the 84th Independent Chutai and the 13th Air Combat regiment.

Aircraft: This plane flew with the 246th “Sentai”, 2nd Chutai, (Identified by to blue stripes aft fuselage), which was mostly a Japanese Island “Home Defense” Unit. The Home Defense planes had a white “band” applied behind the Hinomaru’s marking on the fuselage, most of the time, this plane does not appear to have one.



“Ki-27 Home Defense”

“1/48 Minicraft / Hasegawa Ki-27”

By "Mark L. Rossmann"



Pilot: St.Sgt.Susumi Kajinami. Kakogawa AB, Hyogo, Japan, early 1943.

Paint:

Tamiya AS-18 IJA Light Grey spray for the base plane.

Testers Flat white spray for the Hinomaru's areas.

Tamiya TS-86 Pure Red spray for the cowling.

Tamiya TS-47 Chrome Yellow spray for the leading wing edges.

References:

Osprey Aviation Elite – B-29 Hunters of the JAAF, by Koji Takaki and Henry Sakaida,

Osprey Japanese Army Air Force Aces 1937 – 1945, by Henry Sakaida,

Rand McNally World War II Airplanes Vol. 2 by Enzo Angelucci and Paolo Matricard.

Photo – daveswarbirds.com

Respectfully,
Mark L. Rossmann

Lifelike Decals for Type 97 Fighters Reviewed by: Floyd S. Werner, Jr.

Base Designed for: Hasegawa Type 97

Product Direct Link Web Pages:

Part 4 48-056 <http://www.lifelikedecals.sakura.ne.jp/48056.html>

Part 5 48-057 <http://www.lifelikedecals.sakura.ne.jp/48057.html>

Part 6 48-058 <http://www.lifelikedecals.sakura.ne.jp/48058.html>

Product provided by: Lifelike Decals

Web Site: <http://lifelikedecals.sakura.ne.jp>

The Type 97 was an early war fighter used by the Japanese Army. It was quite the colorful machine as Lifelike Decals has pointed out. They have produced SIX different decal sheets for the Hasegawa Type 97. Some of these aircraft were on the earlier sheets but those sheets are sold out and any new information that came to light has been incorporated into these sheets.

The latest three sheets highlight some of the colors of these machines. There are NINE aircraft on Part 4, EIGHT on Part 5 and EIGHT on Part 6. That's 25 airplanes on these sheets alone. That in itself is amazing, but what's more amazing is the variety of markings.

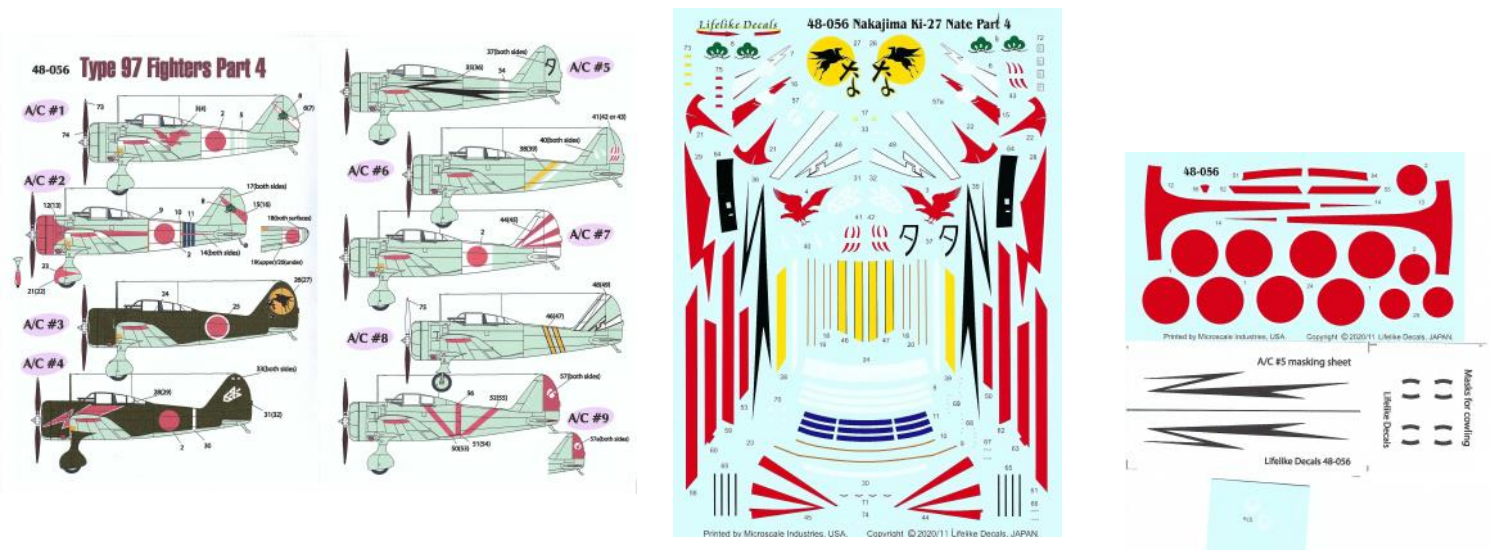
There are stripes, arrows, eagles, lightning bolts, flashes, and just some cool unit markings.

The decals and instructions come in a resealable baggie. Each set has four A4 sized sheets. There are two single sided sheets with the profile views and references in full color. There are two sheets with double sided typing that gives the history of each aircraft, including the pilot and location. What I really like about Lifelike is that they not only provide you with the references but they discuss how they came to the conclusions that they did on the markings. The other really neat thing is that if new information comes to light after the sheet is released they will print a small correction sheet. I know of very few manufacturers who do that. That is the level of passion that Lifelike has.

The decals themselves are printed by Microscale and Cartograf, so you know they are the best in the world. Typically, the easier or less complicated and intricate markings are done by Microscale and the ones that require multiple colors and intricate detail are done by Cartograf. All the sheets have masking films for you to cut out should you prefer to paint the cowl markings. 48-056 has an extra masking film for one of the lightning bolts so you can paint it.

Most of the aircraft are painted in No. 1 Gray Green which is very similar to RLM 02, but not all of them. There are aircraft in No.21 Green with No.1 on the belly. There are also some camouflaged ones that are really colorful. You'll need to figure out what you are looking for.


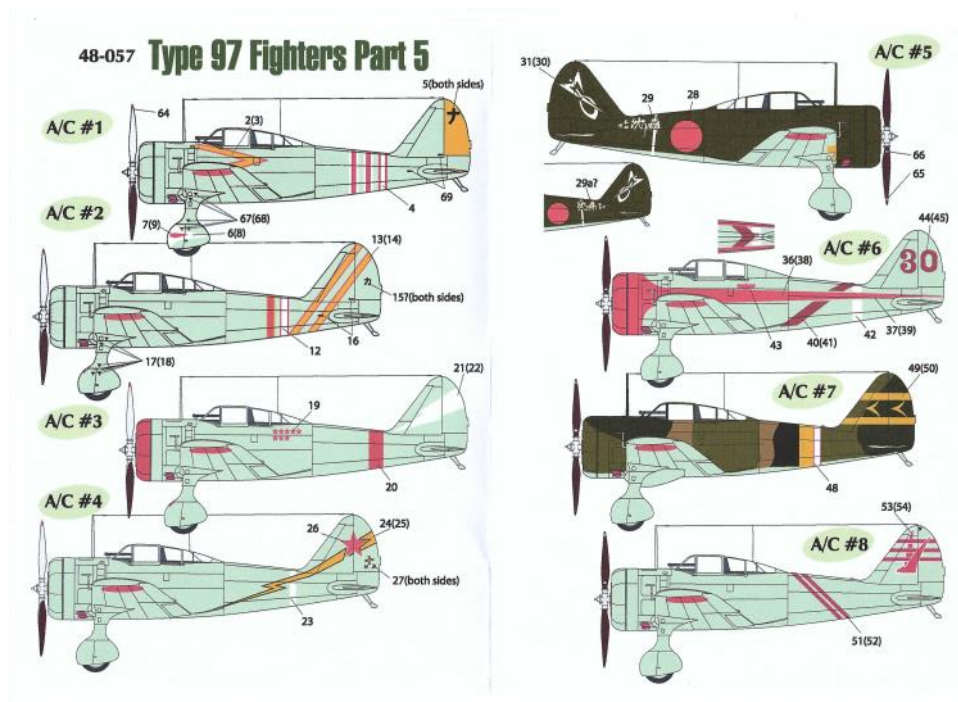
Part 4 has some remarkable paint schemes. My favorite is #2 flow in January 1943 with the 246th Sentai. It has some very colorful stripes as well as Home Island defense markings. This set comes with masks for some markings and for the cowling. There is also a very small white decal sheet so be careful you don't lose it. This set comes with four decal sheets of varying sizes.



Lifelike Decals for Type 97 Fighters

Reviewed by: Floyd S. Werner, Jr.

Part 5 (48-057) has a very unique camouflaged Type 97 from Capt. Kuwabara for the 77th Sentai that would just be cool in model format. Now you can make that happen. It even has drop tanks under the wings. This set also has masks for the cowling markings. There are two decal sheets included in this set.



Masks for cowling



Lifelike Decals

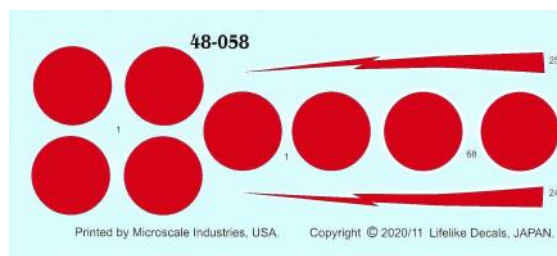



Lifelike Decals for Type 97 Fighters

Reviewed by: Floyd S. Werner, Jr.

Part 6 has a really unique painted Type 97 from a Special Attack Squadron. The camouflage is unlike any I've seen before. Admittedly my knowledge of Japanese aircraft camouflage is not as good as it is for Luftwaffe, but this looks to be a grey green bottom that comes up the sides slightly then a No.21 green patches are added. There are at least four colors on this airplane. The drawing shows it as a brown. There is also a dark, maybe black, on the horizontal surfaces that just makes this plane stand out. The painting may have been done by American GIs after the surrender but it does make a really unique looking airplane. This particular sheet has two decal sheets printed by Microscale and masks for the cowlings.

It is so hard to decide which paint scheme to build and now you have so many options available thanks to Lifelike. Thorough research, flawless execution, explanation of findings and world class decals make this another winning package from Lifelike. You'll be hard pressed to find a better decal manufacturer on the planet. Top notch from start to finish. To top it off they are not expensive at all. Buy with confidence. Highly recommended



Masks for cowlings



2021 Club Contest Themes

2021 Club Contest Themes

January: TBA

February: TBA

March: TBA

April: TBA

May: TBA

June: “Your Best Covid Build” one model entry only

July: Navy (surface and submerged)

August: Sci Fi

September: Airplanes(fixed and rotary)

October: Armour

November: Autos

December: “White Elephant”

Note there will be no competition due to the White Elephant but displays are welcome



EDITORS CORNER

BY LYN GORTON

I would like to thank all who have contributed and who continue to contribute to The Corsair. Your articles and reviews are always welcome, and it is thanks to you that the club has been awarded the Newsletter of the region again.

Contrary to public belief the newsletter is not a cut and paste job and I try to not only edit but also co-ordinate articles. This month we have a great article by Mark Rossmann on the Ki-27 kit build, and by sheer chance I received an article from Floyd Werner on Decals for the same aircraft. I have a few articles in the WIP folder awaiting publication but I really would like some more. The next time you post something on the facebook page it would be a great help if you sent me a copy as well.


I do not and never will just lift peoples work from facebook or other social media so as to comply with privacy requirements.

Winning the award is a great thing for the club as it keeps us in the spotlight and encourages not only our members (130 in good standing) but lets people see what the club is up to. An example is the amount of attention that modelzona is receiving.

So please keep sending your reviews and articles.

On the next page you will see a copy of the first club newsletter published in 1971. It was called "Dirty Plastic" then.

I am sure some of you would like to know how we got from there to The Corsair and I await the article from someone who could enlighten us.



Message from Terry Schuler

my neighbor has some old wooden ship models. They are completed models that have been damaged and are either in need of some major repair or a great source of spare parts. Do you know of any wooden ship guys that may want these. They are free to a good home.

Terry

If you are interested email me (lyngorton@hotmail.com) and I will pass it on to Terry



EDITORS CORNER

BY LYN GORTON

DIRTY PLASTIC

THE VOICE OF IPMS*

VOLUME 1, NO. 1, MAY 1971

* IPMS (Infernal Phoenixian & Maricopa Society of Gini Watchers, Plane Climbers, Slide Viewers, and Plastic Butchers)!!

On Wednesday, April 7, 1971, we met at Bryan Baker's house, even conducting a little business, at least when somebody could shout over the conversation. We didn't really conduct much business, I got some name cards which gives us a kind of rooster, but otherwise so far no name for the outfit (so what), no officers (who needs them), and no discussions about dues (to pay for stamps, and graft for the officers, if we ever get any).

The second Wednesday of the month will be our standard meeting night. This month's meeting will be on Wednesday, May 12, 1971, held at Ray Sweet's patio, the address is [REDACTED] We're going to try to make this an air brush meeting, Ray has a fairly good touch with an air brush and if no can define what he does, he'll try to pass it on to us and I'm sure a few other members have their own specific techniques, I know I have a few little bits and pieces of my own to impart, so if anyone has any particular model they would like to try some air brushing on, bring it along, along with the paint you'd like to spray, preferably either Floquil or Imple Rislay. These are the two Ray uses and if we stay with fairly similar paint types, there won't be the delay in switching from one type of paint to the other. So bring whatever information you have, and maybe we can all gain a few bits of information on the air brush.

I'd like to use this newsletter as a vehicle for member requests for information and usage. Preparation will usually be about the first day of the month, so if anyone wants to place any requests in it, please contact me by that time.

1. Frank Hunter desires photographs or information on the back side of the LePhone motor from World War II. (Have you seen the February 1971 issue of the English Scale Modeler?)
2. Dick Caviness is looking for information on the BFI09E flown by Gunter Scholz of: JG5 Elsmeer. Dick is particularly interested in underside photographs.

See everybody Wednesday, May 12th, Frank Hunter's house at 7:30 a.m., if you know of anyone else interested, please bring them. Since we will be holding this on Ray's patio, if the weather is bad (rain or high wind), the meeting will be postponed to Wednesday, May 19th.



EDITORS CORNER

BY LYN GORTON

I am sure that some of you have already heard that the Club took 3rd place at the Nationals with the group build (Mig 21 for 2021) A great job and thanks to Dekker Zimmerman.

There are new proposals for Group Builds for the Nationals next year—yes you have to start early to get it done.

Dekker Zimmerman has a proposal for “Tanks in the Movies” which is basically any tank that has appeared in a movie—keep the scale at 1/35 and do your research.

Apart from the obvious like “Fury” there are a number of tanks that appear in various movies ,some of them are British tanks painted as German Tanks for example.

Dekker has a PDF document on the club facebook page that will give you all the details.

So get your thinking caps on and let Dekker know you want in.

Ed Kucharski also has a build proposal. Ed has suggested “Wings that move” This is specifically for flight purposes and not folding wings for storage, this also excludes rotary blades such as helicopters.

Ed did some research and came up with a few examples such as Bell X-5, Grumman F-14,F111B,XF10F,Mig 23,Mig27and Panavia Tornado.I am sure you get the idea.Scale to be 1/72.Have a word with Ed for further information.

Ed has also sent me a link for a website that goes into great detail on the makeup of aircraft tyres and I have put it in the link section so you can go and look at it.It is a very comprehensive site with tons of information and pictures. For those of you that build the larger scale aircraft this might be a site that will give you some of the details that you need.



Another good turnout in September with 51 members signing in



Here's the new product information for the military, structure/infrastructure, and automobile paints for October 2021.

OCTOBER, 2021

Military

1366- IJN A/F: Trainer Yellow, C1

1367- IJN A/F: Blue-Black, Q1

1368- IJN A/F: Gray-Green, M1

1369- IJN A/F: Brown, H2

Automotive

570: Porsche- Guards Red

Aerosols

4032: Interior Green

4033: Matte Rust

3-D Printed & Cast Resin Sprayable Paint

9067: Burlington Northern- Cascade Green

9378: Burlington Northern/Santa Fe- Intermodal Brown

9394: Progress Rail- Yellow

we are always open to new ideas for paints. If there are colors that you need but aren't made, shoot us an email at tru.colorpaint1@yahoo.com. If we can find enough information on the color, we could put it in the next year's product schedule.

--

- Scott Cohen -

Tru-Color Paint

Marketing, Strategy & Finance



Membership

For only \$1 a month you get all of this

- . Monthly club newsletter**
- . Discounted club T-shirts**
- . Modelzona**
- . Monthly Raffle Prizes**
- . Monthly contest awards**
- . Annual club Christmas party**
- . And more**

Remember that you have to be a member **in good standing to enter and win competitions, get a copy of the monthly newsletter sent directly to your email, and vote for anything that the club brings to the table.**

**So Make sure to see Treasurer,
“Bill Dunkle”, at the club meeting to sign up
for membership**

2021 CLUB MEETING CALENDAR

All meetings held at American Legion Post #1, 364 N. 7th Ave., Phoenix, AZ 85003

JANUARY 2021Tuesday 5th, 7pm
Seminar/Speaker:**JULY 2021**Tuesday 6th, 7pm
Seminar/Speaker:**FEBRUARY 2021**Tuesday 2nd 7pm
Seminar/Speaker:**AUGUST 2021**Tuesday 3rd, 7pm
Event : **Club Swapmeet****MARCH 2021**Tuesday 2nd, 7pm
Seminar/Speaker:**SEPTEMBER 2021**Tuesday 7th, 7pm
Seminar/Speaker:**APRIL 2021**Tuesday 6th 7pm
Seminar/Speaker:**OCTOBER 2021**Tuesday 5th, 7pm
Seminar/Speaker:**MAY 2021**Tuesday 4th, 7pm
Seminar/Speaker:**NOVEMBER 2021**Tuesday 2nd, 7pm
Seminar/Speaker: Mike Mcfadden—
making Dioramas & Brian Baker
Aircraft at Oshkosh**JUNE 2021**Tuesday 1st, 7pm
Seminar/Speaker:**DECEMBER 2021**Tuesday 7th, 7pm
Event: **White Elephant**



October Raffle

Tickets are \$1 or six for \$5.

- Item A: Academy 1/350 USS Reuben James FFG-57 with PE
- Item B: Glencoe Jupiter C Missile
- Item C: Trumpeter 1/48 US HH-65A Dolphin Helicopter
- Item D: Trumpeter 1/35 M1129 Stryker Mortar Carrier Vehicle MC-B
- Item E: Revell 1/48 F-15E Strike Eagle
- Item F: Hasegawa 1/72 F-14D Tomcat "VF-213 Blacklions Last Cruise"
- Item G: AMT 1/25 1968 Shelby GT-500
- Item H: New Item from Hobby Depot

UPCOMING EVENTS

Modelzona—6th November 2021

IPMS Phoenix / Craig Hewitt Chapter

2021 Chapter Officers

The club meets at 7pm on the first Tuesday of each month at the American Legion Post #1 in Phoenix. Check the club website at www.ipms-phoenix.com for more meeting info.

American Legion Post #1

364 N. 7th Ave.
Phoenix, AZ 85003

The post is located South of I-10 just a few blocks North of Van Buren. Look for the huge American flag.

President.....	Steve Collins.....	http://www.ipms-phoenix.com/
Vice President.....	Don Stewart.....	http://www.ipms-phoenix.com/
Secretary	John Carroll	http://www.ipms-phoenix.com/
Treasurer	Bill Dunkle.....	http://www.ipms-phoenix.com/
Member At Large.....	Stuart Bricker.....	http://www.ipms-phoenix.com/
Membership Chair.....	Lyn Gorton.....	http://www.ipms-phoenix.com/
Webmaster.....	Tim Bongard.....	http://www.ipms-phoenix.com/
Newsletter Editor	Lyn Gorton	lyngorton@hotmail.com

Useful Links

Bjorn Jacobsen—Aircraft Dioramas	www.dioramas-and-models.com
Plasmo—good visual instructions on “You Tube”	just search for plasmo
Kittyhawk replacement parts	Sophialynn@gmail.com
Trumpeter replacement parts	Joanna@trumpeter-china.com
Special Hobby	www.specialhobby.Ev/contact
Tamiya—US	support@Tamiya.com
MRCsupport@modelrectifier.com	
Rivet detail and schematic drawings	www.airwar.ru
Fine Scale modeling techniques	http://paulbudzik.com
“How to “Videos	Youtube.com/Andyshobbyheadquarters
Online magazine for all things avionic	www.wingleadermagazine.co.uk
Sky Harbor Informational site	http://www.visitingphx.com/index.html
Military Colors And Camouflage	http://www.theworldwars.net/resources/
Info on Aircraft Tyres	https://www.jupitor.co.jp/pdf/michelin_aircraft.pdf

If you have a good reference site let me have a brief description and a web address and we will keep this list as a reference.

Join the IPMS/USA!

\$30 annual membership includes a one year subscription to the IPMS Journal. Visit www.ipmsusa.org to download a membership form. Or you can write to:



IPMS/USA PO Box 1411
Riverview,
FL 33568-1411

Membership also gives you access to the online Discussion Forum, where you can exchange ideas and information with other members of IPMS.



CONTENT NEEDED!!!!

The Corsair needs your help! To keep this newsletter filled with all the great content, I need your help with content. Here are some useful items that I can use to put together future issues each month:

- Kit reviews/In-box reviews
- Website links
- Modeling related articles
- Commentary and featured columns
- Neat, strange or otherwise shareable pictures
- Book reviews
- Trip and vacation write-ups

Anything you have can be used. Don't hesitate. Even a few paragraphs are great.



SUPPORT YOUR LOCAL HOBBY SHOP!



RIGHT
STUFF,
RIGHT PRICE

www.thehobbydepot.com

216 W. Southern Ave.
Tempe, AZ 85282



Rhino's
Hobby Tools
& More

f Rhino's Hobby Tools & More

Michael Ronnau
cactus_rhino@cox.net

www.airline-hobby.com

*Your One Stop Source for
Scale Model Airliner Kits, Decals,
Diecasts and Accessories*

HOBBY BENCH

2 Great Locations!

8058 N. 19th Ave.
NW corner
19th Ave. & Northern
602-995-1755

4240 W. Bell Rd.
NE corner
43rd Ave. & Bell
602-547-1828

WAR BOOKS
AND HOBBIES

KEITH PEIPER, MANAGER

(480) 994-2263

AVALON_WAR_BOOKS@YAHOO.COM

WE BUY COLLECTIONS

space in miniature

Space modeling reference books
by Mike Mackowski.

www.spaceinminiature.com



THE MAD MEATBALL

MIKE CHOLEWA

602-944-4096

"DEALER IN PRE-OWNED PLASTIC"

12629 NORTH 21ST DRIVE PHOENIX, AZ 85029



**ANDY'S HOBBY
HEADQUARTERS**



15224 N. 59th Avenue, Suite 12
Glendale, AZ, 85306
tel. (602) 439-1456



Tru-Color Paint

Model Railroad, Automobile,
and Building Paint

Scott Cohen

Marketing, Finance, Product Development,
Supply Chain, Inventory & QC/QA

Post Office Box 74524
Phoenix, AZ, 85087-4524
tru.colorpaint1@yahoo.com

Sales: (714) 488-9779

Info: (623) 551-2548

www.trucolorpaint.com

ModelZona 2021



Back in the Saddle



**SATURDAY
NOVEMBER 6th, 2021
9am - 4pm**

Model Registration - 9am to 1pm

**Red Mountain Community Church
6101 East Virginia Street
Mesa, Arizona 85215
Northeast corner of
Loop 202 and N. Recker Rd.**

- ★ **OPEN TO ALL MODELERS**
- ★ **40+ CATEGORIES**
- ★ **SPECIAL AWARDS FOR:**
 - Best Vietnam War subject
 - Best F4U Corsair
 - Raleigh Williams Craftmanship Award

- ★ **SEMINARS**
- ★ **MAKE & TAKE**
- ★ **VENDOR TABLES**
 - 8ft. Vendor tables - \$40 each

GENERAL ADMISSION - \$5

Kids under 13 - FREE

MODEL REGISTRATION

Adult - \$5 (first 5 models)

Additional models - \$1 each

Junior (under 17) - \$2 (unlimited models)

A fillable model registration form is available on our website. We encourage you to fill your forms out in advance so that you have more time to enjoy the show!

Email Keith at avalon_war_books@yahoo.com for Vendor Table Info

Visit our website for more info: www.ipms-phoenix.com

Follow us on Facebook: **Craig Hewitt Chapter-IPMS Phoenix**



In light of the current pandemic situation, please be aware that neither IPMS/USA nor its Chapters are liable for any potential transmission of illnesses. Those planning to attend this event should (a) follow existing safe social distancing recommendations and (b) abide by any local or state regulations regarding gatherings.