



MAY WALKER, CONSTABLE
PRECINCT SEVEN
HARRIS COUNTY, TEXAS

MAIN OFFICE
5300 Griggs Road
Houston, Texas 77021
PHONE (713) 643-6602
FAX (713) 643-3401

Date: September 5, 2021

From: Sergeant T. Roe
Braeburn Valley Contract Division Supervisor
Harris County Constable's Office of Precinct "7"

To: Property Owners Association
Board of Directors & Management Company

Subject: August Monthly Productivity Analysis Report
Enclosure: **MPAR-August 2021**
Distribution: Board of Directors & Management Company

The purpose of this "**Monthly Productivity Analysis Report**" (M.P.A.R.) is to provide the executive command staff with the appropriate data to analyze the productivity of assigned personnel and their shifts' activities to allow for the validation of individual and divisional performance evaluations. With regard to the specific contents of the report, there are 18 distinctive component parts of this report. These components are enumerated below:

- | | |
|--|---|
| 01. Patrol Activity Details | 10. Traffic Enforcement Report |
| 02. Patrol Activity Analytical Summary | 11. Trends & Percentages of Traffic |
| 03. Patrol Activity Percentages & Trends | 12. Citation & Warning Issuance Review |
| 04. Security Checks Report | 13. Call for Service Report (<i>C.F.S.</i>) |
| 05. Security Checks Percentages & Trends | 14. Reserve Deputy Use/Milage |
| 06. Crisis Intervention Disposition Report | 15. M.P.A.R. Report |
| 07. Offense/Incident Generation Report | 16. Summaries |
| 08. Criminal Arrest Types Report | |
| 09. Warrant Execution Report | |

A cursory analysis of the statistical data from this report should be demonstrative of the quality of performance of this agency in realizing the contractual obligations and the overall achievement of the goals and objectives of this Agency and the Toll Road Division.

A total of **320** man-hours was scheduled; **232** man-hours were actual dedicated to patrol functions. hours were exhausted on vacation time, workers compensatory, and **COVID** sick leave. **1179** total miles were driven and the shift responded to **419** total service calls. The shift issued **9** traffic warnings, made **1** arrests and handled **13** enforcement service-related calls. The average productivity ratio for this month for this shift is **3.1**

Deputy Rodriguez contracted COVID and was out for a portion of the month* The contract supervisor along with patrol and West Bellfort deputies covered his shift during this time.

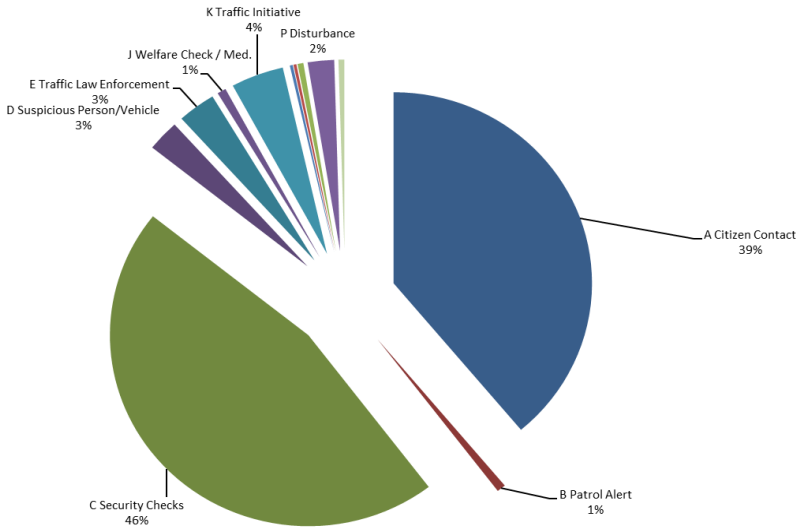
Patrol Activity by Braeburn Valley Personnel:

*	<i>Patrol Activity Types</i>	7S17	7S26	TOT	AVER	%	7S17	7S26
A	Citizen Contact	36	127	163	81.5	39%	22%	78%
B	Patrol Alert	3	0	3	1.5	1%	100%	0%
C	Security Checks	44	149	193	96.5	46%	23%	77%
D	Suspicious Person/Vehicle	3	8	11	5.5	3%	27%	73%
E	Traffic Law Enforcement	3	10	13	6.5	3%	23%	77%
F	Offense/Incident Reports	0	0	0	0.0	0%	#DIV/0!	#####
G	Vacation Watch	0	0	0	0.0	0%	#DIV/0!	#####
H	Open Door / Window	0	0	0	0.0	0%	#DIV/0!	#####
I	Assist Contract Citizen	0	0	0	0.0	0%	#DIV/0!	#####
J	Welfare Check / Med.	1	2	3	1.5	1%	33%	67%
K	Traffic Initiative	18	0	18	9.0	4%	100%	0%
L	Traffic Hazard	0	0	0	0.0	0%	#DIV/0!	#####
M	Animal Humane	0	1	1	0.5	0%	0%	100%
N	Alarms	1	0	1	0.5	0%	100%	0%
O	Mental Cases (171)	0	2	2	1.0	0%	0%	100%
P	Disturbance	1	8	9	4.5	2%	11%	89%
Q	Criminal Investigation	0	0	0	0.0	0%	#DIV/0!	#####
R	Follow-up Investigation	0	0	0	0.0	0%	#DIV/0!	#####
S	Criminal Mischief	0	0	0	0.0	0%	#DIV/0!	#####
T	Burglary Residence/Vehicle	0	0	0	0.0	0%	#DIV/0!	#####
U	Theft / Theft of Business	0	0	0	0.0	0%	#DIV/0!	#####
V	Citizen Assaulted	0	0	0	0.0	0%	#DIV/0!	#####
W	Robbery of an Individual	0	0	0	0.0	0%	#DIV/0!	#####
X	Trespass Warning	0	0	0	0.0	0%	#DIV/0!	#####
Y	Major/Minor Crash	0	0	0	0.0	0%	#DIV/0!	#####
Z	Child Custody Disputes	0	0	0	0.0	0%	#DIV/0!	#####
AA	Assist The Officer (Pct. 7)	2	0	2	1.0	0%	100%	0%
BB	Runaway Missing Persons	0	0	0	0.0	0%	#DIV/0!	#####
CC	Assisted LEA	0	0	0	0.0	0%	#DIV/0!	#####
DD	Solicitors	0	0	0	0.0	0%	#DIV/0!	#####
EE	Meeting/Event/Ct.	0	0	0	0.0	0%	#DIV/0!	#####
*	MONTH TOTALS	112	307	419	209.5	100%	27%	73%

**Security Checks
Monthly Total:**

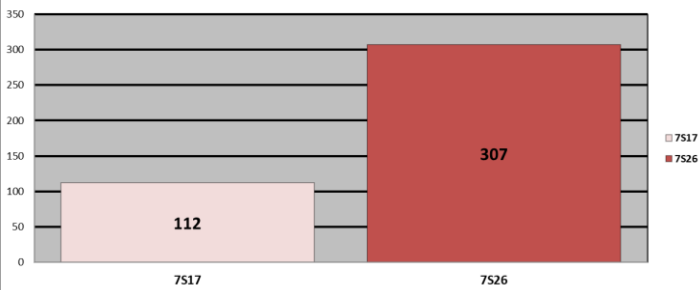
*	<i>Security Checks</i>	7S17	7S26	TOT	AVER	%	7S17	7S26
(A)	Business Checks	0	0	0	0.0	0%	#DIV/0!	#####
(B)	Park Checks	10	18	28	14.0	10%	36%	64%
(C)	Contract Checks	102	162	264	132.0	90%	39%	61%
(D)	School Checks	0	0	0	0.0	0%	#DIV/0!	#####
(E)	Totals	112	180	292	146.0	100%	38%	62%

Percentage of Patrol Activity



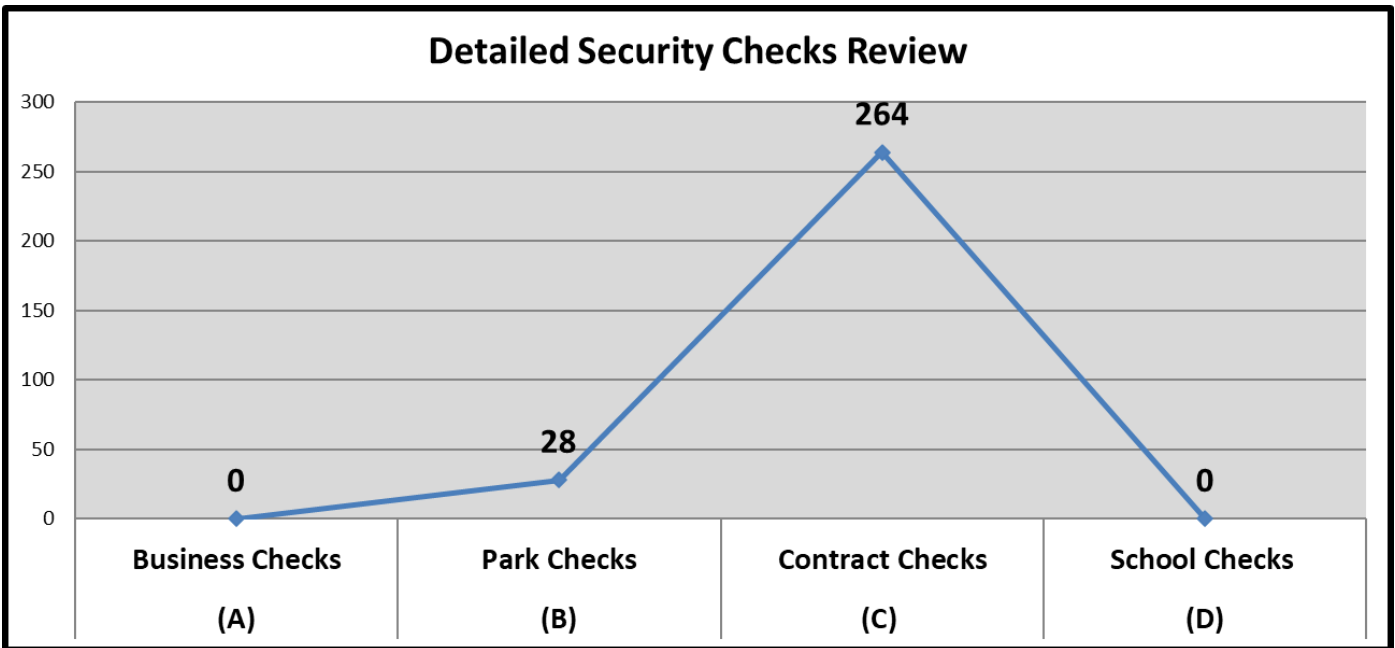
- A Citizen Contact
- B Patrol Alert
- C Security Checks
- D Suspicious Person/Vehicle
- E Traffic Law Enforcement
- F Offense/Incident Reports
- G Vacation Watch
- H Open Door / Window
- I Assist Contract Citizen
- J Welfare Check / Med.
- K Traffic Initiative
- L Traffic Hazard
- M Animal Humane
- N Alarms
- O Mental Cases (171)
- P Disturbance
- Q Criminal Investigation
- R Follow-up Investigation
- S Criminal Mischief
- T Burglary Residence/Vehicle
- U Theft / Theft of Business
- V Citizen Assaulted
- W Robbery of an Individual
- X Trespass Warning
- Y Major/Minor Crash
- Z Child Custody Disputes
- AA Assist The Officer (Pct. 7)
- BB Runaway Missing Persons
- CC Assisted LEA
- DD Solicitors
- EE Meeting/Event/Ct.

Individual Deputy Patrol Activity Totals

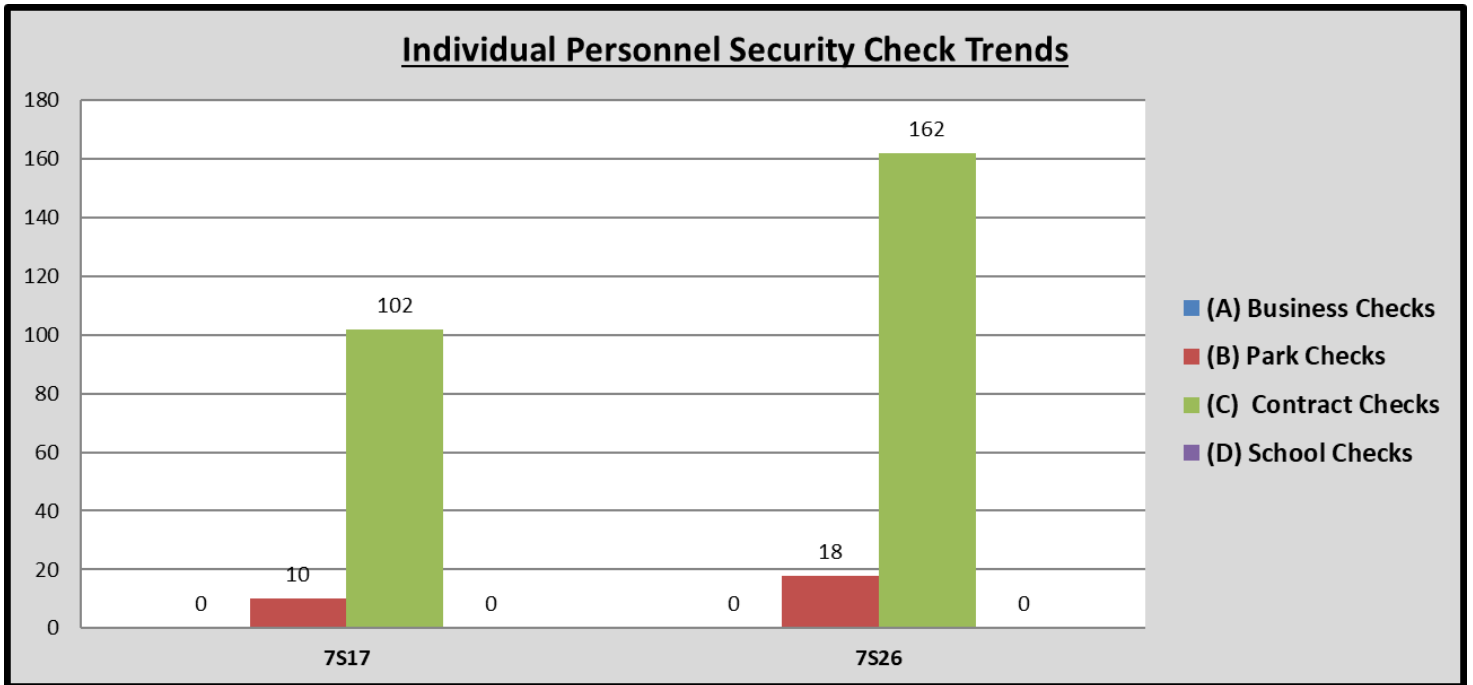


Detailed Security Checks Monthly:

*	Security Checks	7S17	7S26	TOT	AVER	%	7S17	7S26
(A)	Business Checks	0	0	0	0.0	0%	#DIV/0!	#####
(B)	Park Checks	10	18	28	14.0	10%	36%	64%
(C)	Contract Checks	102	162	264	132.0	90%	39%	61%
(D)	School Checks	0	0	0	0.0	0%	#DIV/0!	#####
(E)	Totals	112	180	292	146.0	100%	38%	62%



Security Checks Percentages and Trends



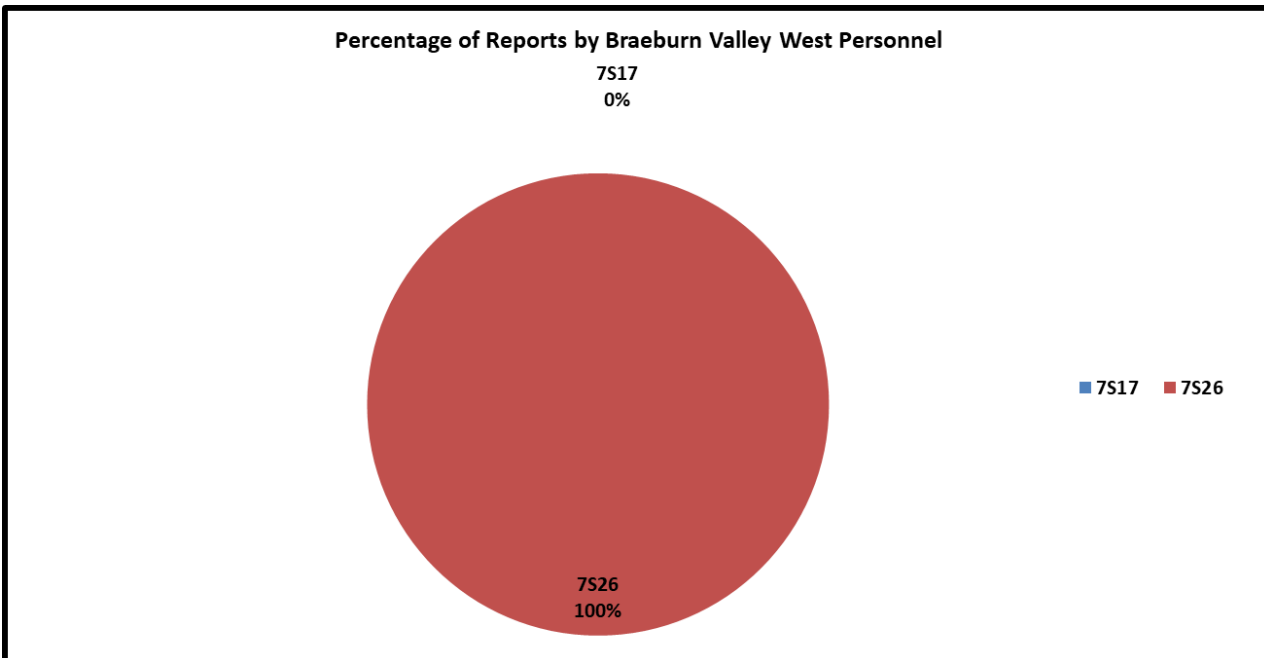
CIT/MHO Dispositions Monthly Total:

*	<i>C.I.T. Dispositions</i>	7S17	7S26		TOT	AVER
(A)	CIT/MHO Outside Referral	0	0		0	0.0
(B)	CIT/MHO Transport	0	0		0	0.0
(C)	CIT/MHO CIT Contact	0	0		0	0.0
(D)	CIT/MHO Arrest	0	0		0	0.0
(E)	<i>Totals</i>	0	0		0	0.0

Offense/ Incident Generation Report

*	Offense/Incident Reports	7S17	7S26	TOT	AVER	%
(A)	H.P.D. Reports	0	0	0	0.0	0%
(B)	Harris County Reports	0	3	3	1.5	100%
(C)	Crash Investigation Reports	0	0	0	0.0	0%
(D)	<i>Totals</i>	0	3	3	1.5	100%

Report Generation Percentage:



Types of Criminal arrest:

*	<i>Types of Criminal Arrests</i>	7S17	7S26	TOT	AVER
A	Felony Assault	0	0	0	0.0
B	Felony Drug	0	0	0	0.0
C	Felony Theft	0	0	0	0.0
D	Felony Other	0	0	0	0.0
E	Misdemeanor Assault	0	0	0	0.0
F	Misdemeanor Drug	0	0	0	0.0
G	Misdemeanor Theft	0	0	0	0.0
H	Misdemeanor Other	0	1	1	0.5
I	D.W.L.S.	0	0	0	0.0
J	D.W.L	0	0	0	0.0
K	Burglary	0	0	0	0.0
L	Weapons	0	0	0	0.0
M	<i>Totals</i>	0	1	1	0.5

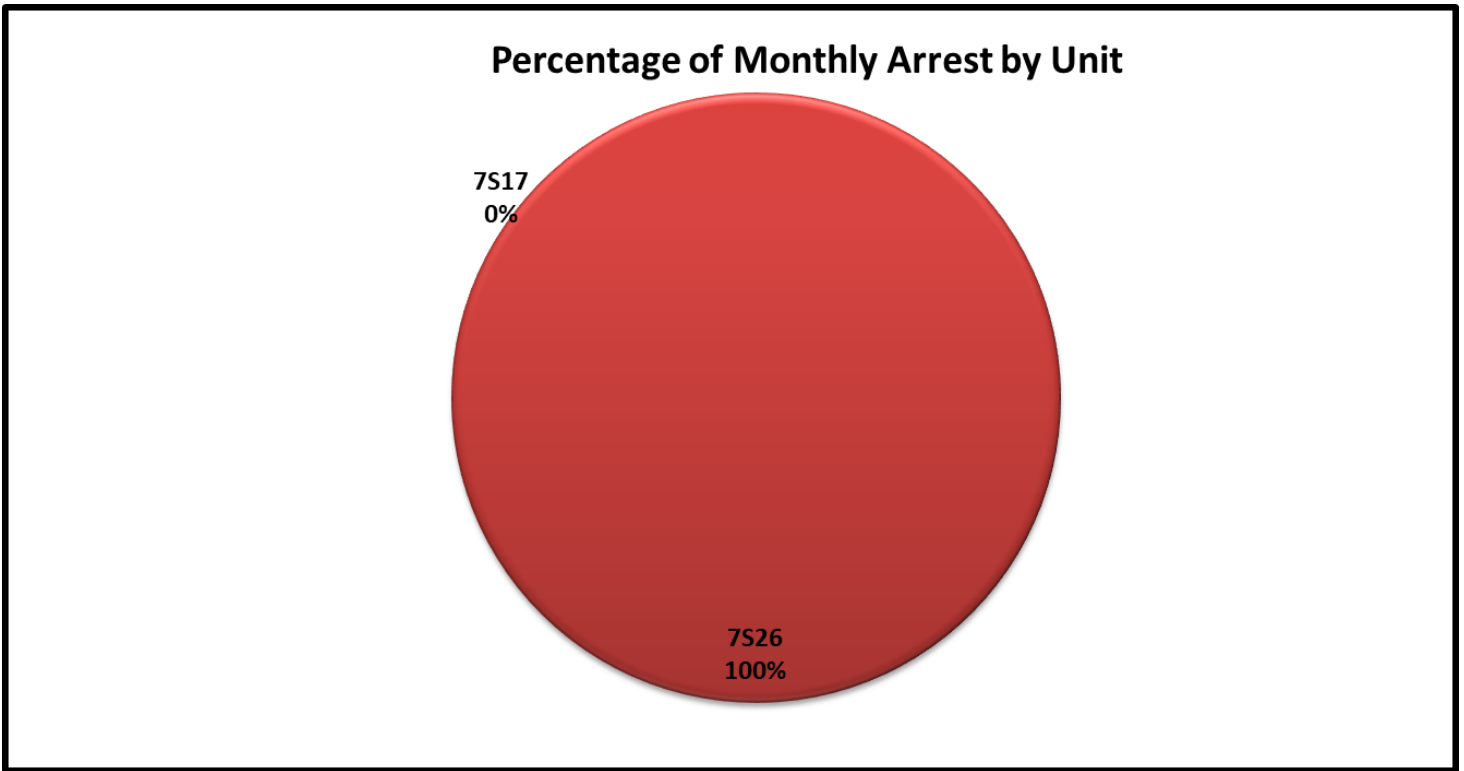
Executed Warrant Monthly Total:

*	<i>Executed Warrants</i>	7S17	7S26		TOT	AVER	%
(A)	Felony Warrants	0	0		0	0.0	0%
(B)	Misdemeanor Warrants	0	2		2	1.0	100%
(C)	<i>Totals</i>	0	2		2	1.0	100%

Traffic Law Enforcement Total:

*	Traffic Enforcement	7S17	7S26	TOT	AVER	%
A	Speeding	0	1	1	0.5	17%
B	School Zone.	0	0	0	0.0	0%
C	Ran Red Light.	0	0	0	0.0	0%
D	Stop Sign.	1	2	3	1.5	50%
E	Invalid Vehicle Registration	0	0	0	0.0	0%
F	Invalid M.V. Inspect	0	0	0	0.0	0%
G	No Seat Belt	0	0	0	0.0	0%
H	No Insurance.	0	0	0	0.0	0%
I	No Driver's License	1	1	2	1.0	33%
J	Defective Equipment	0	0	0	0.0	0%
K	Other Violation	0	0	0	0.0	0%
L	Written Warnings	0	0	0	0.0	0%
M	Verbal Warning	2	6	8	4.0	100%
N	Citation	2	4	6	3.0	43%
O	Total Violations	4	10	14	7.0	100%

Trends and Percentages of Traffic



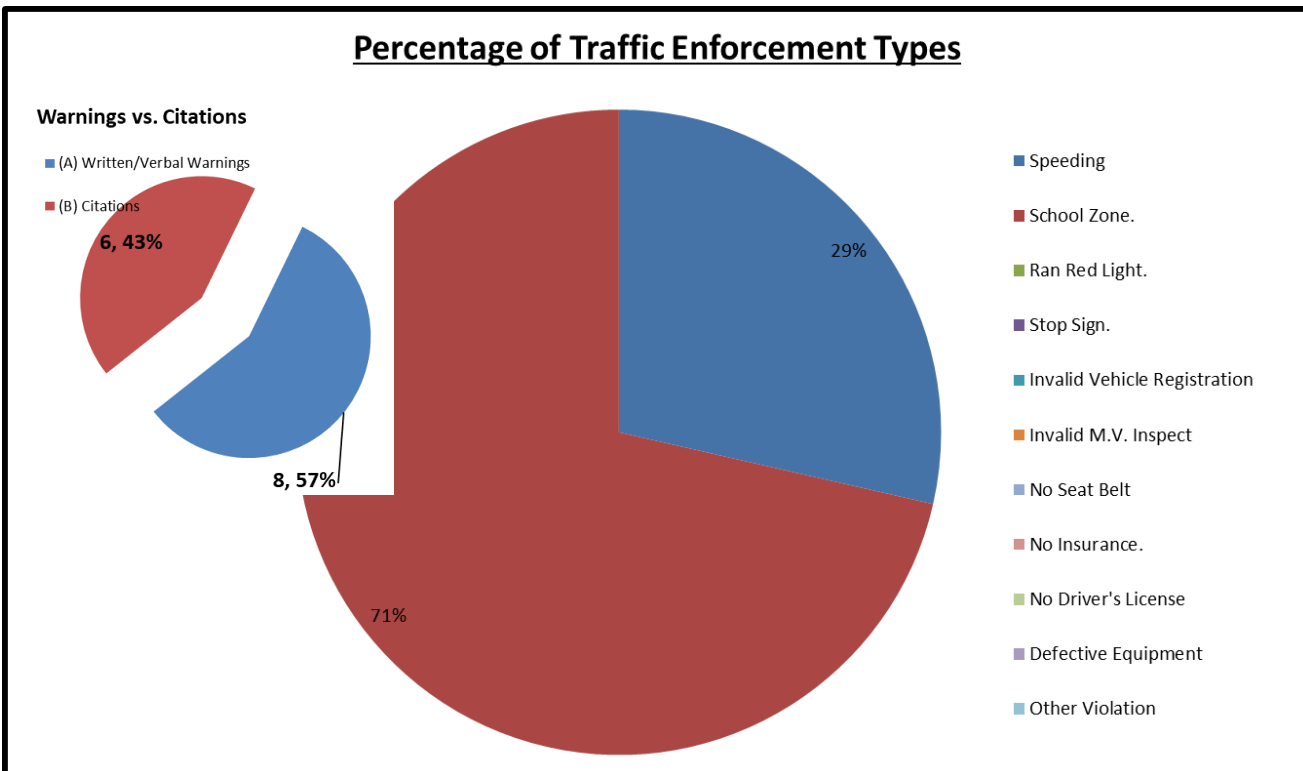
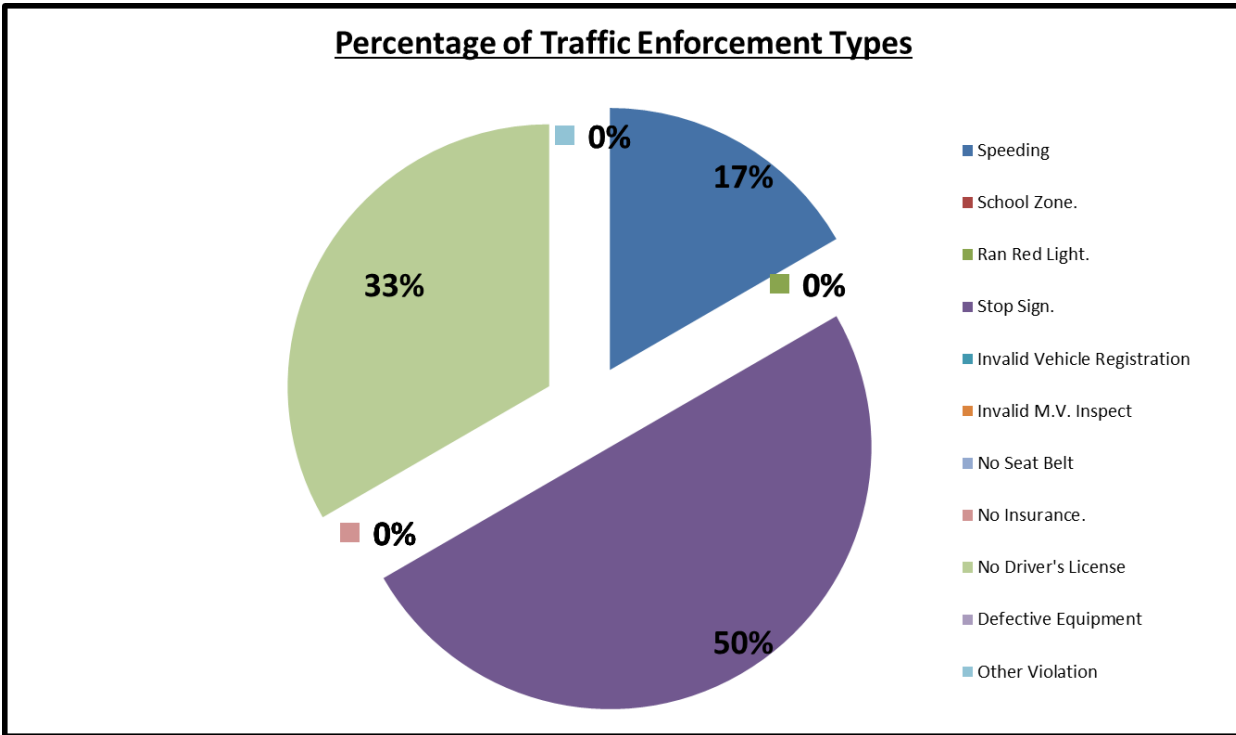
Citations vs. Warnings Monthly Total:

*	Warnings vs. Citations	7S17	7S26		TOT	AVER	%
(A)	Written/Verbal Warnings	2	6		8	4.0	57%
(B)	Citations	2	4		6	3.0	43%
(C)	Totals	4	10		14	7.0	100%

Sources of Calls for Service Percentages:

*	Sources of Calls for Service	7S17	7S26		TOT	AVER	%
(A)	On View	0	179		179	89.5	43%
(B)	Dispatched	6	19		25	12.5	6%
(C)	Self-Initiated	106	109		215	107.5	51%
(D)	Totals	112	307		419	209.5	100%

Sources of Calls for Service Percentages:



Free Reserve Personnel Time Utilized in Contract Monthly Total:

*	<i>Free Reserve Personnel Time</i>	7S32		TOT	AVER
(A)	<i>Totals</i>	0		0	0.0

Mileage Total:

*	<i>Mileage</i>	7S17	7S26		TOT	AVER	%
(A)	<i>Totals</i>	282	897		1179	589.5	281%

Monthly Productivity Analysis Report (M.P.A.R.)- Executive Summary:

*	<i>Unit</i>	7S17	7S26		TOT
1	Patrol Activity	112	307		419
2	Security Checks	112	180		292
3	C.I.T. Interactions	0	0		0
4	Offense/Incident Reports	0	3		3
*	<i>Total Service Calls</i>	224	490		714
1	Criminal Arrests	0	1		1
2	Citations Issued	2	4		6
3	Written & Verbal Warnings	2	6		8
*	<i>Enforcement Service Calls</i>	4	11		15
*	Total Hours	160	160		320
1	Sick Time Used	80	0		80
2	Vacation Time Used	0	8		8
3	Training Time Used	0	0		0
4	Compensatory Time Used	0	0		0
*	<i>Hours Actually Worked</i>	80	152		232
*	<i>Unit Productivity Ratio</i>	2.9	3.3		3.1

Summaries :

01.	AUGUST 17, 2021	19:00 HOURS	STOLEN VEHICLE RECOVERY		DEPUTY C. JOLIVETTE	
	EVENING SHIFT:	10800 CONSUELA DR.	BBVW	"F"	HPD:	1103549-21
<p>On August 17, 2021, a Tuesday, at approximately 1947 hours, while on patrol in the "Braeburn Valley West Contract", Deputy C. Jolivet was performing routine patrol and law enforcement services when I (Deputy C. Jolivet) was advised about a Suspicious Vehicle call for service. Upon deputy observed the vehicle parked in the middle of the street. After observing the suspicious vehicle's violation deputy ran the vehicles LP information. The suspicious vehicle return information determined that vehicle had been stolen. After further investigation vehicle had been stolen from 9319 Tooley Dr., stripped of a mechanical part and placed on Willow Meadow Dr. Owner was contacted, vehicle was released to owner and an HPD Supplemental Report Generated. The patrol activity type is "PAT=D".</p>						

02.	AUGUST 19, 2021	19:00 HOURS	WARRANT ARREST		DEPUTY C. JOLIVETTE	
	EVENING SHIFT:	11200 GATLINBURG DR.	BBVW	"M"	HC:	2108-00149
<p>On August 19, 2021, a Thursday, at approximately 19:09 hours, while on patrol in the "Braeburn Valley West Contract", I, Deputy C. Jolivet, was performing routine patrol and law enforcement services when I (Deputy C. Jolivet) observed a traffic violation. Deputy initiated a traffic stop on violator for running the stop sign at Benning Dr. and Silkwood Dr. Deputy then gathered and ran information on violator. Info showed the violator to have several warrants for her arrest. Deputy placed subject into custody. One female subject was arrested and jailed for warrants. Report Generated. The patrol activity type is "PAT=E".</p>						

01.	AUGUST 25, 2021	19:00 HOURS	TERRORISTIC THREAT		DEPUTY C. JOLIVETTE	
	EVENING SHIFT:	9103 SPELLMAN DR.	BBVW	"F"	HC:	2108-00192
<p>On August 25, 2021, a Wednesday, at approximately 1906 hours, while on patrol in the "Braeburn Valley West Contract", Deputy C. Jolivet was performing routine patrol and law enforcement services when I (Deputy C. Jolivet) got dispatched to a Terroristic Threat call for service. Upon making contact with the Victim deputy was advised that the other party involved lives at 9315 Spellman Dr. Earlier this day victim had got into a verbal and physical altercation with resident at 9315 Spellman Dr. but did not want to file any charges just a report made. Deputy spoke with other party involve to confirm the incident. Deputy contacted D.A. who declined charges for Assault and Terroristic Threat. Report Generated. The patrol activity type is "PAT=P".</p>						

Sergeant T. Roe 87S02

Sgt. T.Roe , 87S02
 Neighborhood Contract Division, Division Supervisor
 Harris County Constable's Office of Precinct "7"