

KEMPER[®] echo™



DOOR STYLES AND FINISHES

maple

Doors shown in Barley.

Partial Overlay


Full Overlay



Antrim



Crosby



Eksten



Hyde



Loretto




Marimac



Moriarty



Napa



Sultan



Tarver



Tolono




Wolcott

cherry


Doors shown in Barley.




Antrim




Crosby




Eksten



Hyde



Loretto




Marimac




Moriarty



Napa



Sultan



Tarver



Tolono



Wolcott

oak


Doors shown in Barley.



Antrim ○




Hyde ○



Moriarty ○



Napa ○



Sultan ●



Tarver ○



Tolono ●



Wolcott ●

purestyle™ laminate

Doors shown in Limestone.




Crosby ●



Marimac ●




Moriarty ○



Teague ●


STANDARD FINISHES



Amber Suede

Barley

Dark Ale




Leather

Natural

Sandstone

PREMIUM OPAQUE FINISHES




Alabaster

Brie

Limestone

BARN WOOD GLAZE



Amber Suede

Barley


Dark Ale

Leather

Natural

Sandstone

BROWN SUGAR GLAZE



Amber Suede

Barley

Dark Ale

Leather

Natural

Sandstone

BARN WOOD GLAZE



Alabaster

Brie

Limestone

Alabaster

Brie

Limestone

BROWN SUGAR GLAZE

maple finishes

STANDARD FINISHES



Amber Suede

Barley


Dark Ale



Leather

Sandstone

BARN WOOD GLAZE



Amber Suede


Barley

Dark Ale

Leather

Sandstone

BROWN SUGAR GLAZE



Amber Suede

Barley


Dark Ale

Leather

Sandstone

cherry finishes

STANDARD FINISHES



Amber Suede

Barley

Dark Ale




Leather

Natural

Sandstone

BARN WOOD GLAZE



Amber Suede

Barley


Dark Ale

Leather

Natural

Sandstone

BROWN SUGAR GLAZE



Amber Suede

Barley

Dark Ale

Leather

Natural

Sandstone

oak finishes

STANDARD FINISHES



Alabaster

Brie

Limestone

purestyle™
finishes

construction

standard cabinet

- 3/8" Furniture board end panels
- 1/2" Furniture board top and bottom
- 1/2" I-beam braces dadoed into face frame, end panels and back
- 3/8" Furniture board integrated back
- 3/4" Solid hardwood face frame
- Fully concealed, 6-way adjustable hinge
- Cabinet interior laminated natural maple or white



standard drawer

- 3/4" extension, side-mounted, epoxy-coated guides
- 1/2" laminated furniture board sides; 3/8" laminated furniture board bottom



cabinet box options



- UPGRADE 1 ALL PLYWOOD WITH LAMINATE ENDS (APL)**
- All standard features. Replaces standard cabinet construction with plywood
 - 3/8" Plywood end panels and back
 - 1/2" Plywood top, bottom, and I-beam braces
 - Exterior end panels laminated to match the selected finish



- UPGRADE 2 ALL PLYWOOD WITH FINISHED ENDS (APF)**
- All standard features. Replaces standard cabinet construction with plywood
 - 3/8" Plywood end panels and back
 - 1/2" Plywood top, bottom, and I-beam braces
 - Finished veneer exterior end panels to match the selected finish



- UPGRADE 3 FURNITURE FINISHED PLYWOOD END PANELS (FPPEB)**
- All standard features. Replaces standard 3/8" end panels with 5/8" plywood
 - Finished veneer exterior end panels to match the selected finish


drawer option



*3/4" prior to processing; actual final dimensions may vary

- UPGRADE SOLID WOOD DOVETAIL DRAWER WITH FULL EXTENSION GUIDE WITH SMART STOP™ (PG)**
- Replaces 3/4" extension with full extension, undermount guides with Smart Stop™ and fast-clip removal system
 - 4-sided, clear-coated, solid wood drawer box
 - 3/4"* dovetail sides with 5.2mm laminated plywood bottom

door hinge option



- UPGRADE SMART STOP™ CABINET DOOR HINGE (INTGH)**
- This innovative hinge provides a gentle, controlled self-closing feature that engages when the door nears the cabinet face frame.

roll tray options



- STANDARD FURNITURE BOARD ROLL TRAYS**
- 3/4" extension, side-mount guides
 - 3/8" natural maple laminated furniture board bottom
 - 1/2" natural maple laminated furniture board sides




- UPGRADE SOLID WOOD DOVETAIL ROLL TRAYS WITH SMART STOP™ (SP)**
- Replaces 3/4" extension guides with Smart Stop™ full extension guides
 - 4-sided, clear-coated, solid wood
 - 3/4"* dovetail sides with 5.2mm laminated plywood bottom

*3/4" prior to processing; actual final dimensions may vary

shelf options



- STANDARD FURNITURE BOARD SHELVES**
- 3/4" adjustable furniture board shelving



- UPGRADE PLYWOOD SHELVES**
- All standard features. Replaces standard shelves with laminated plywood shelves
 - Must upgrade to all plywood construction (APL or APF)

Front Cover Image: Wolcott Maple in Limestone.
Back Cover Image: Crosby PureStyle™ in Alabaster.



Kitchen Cabinet Manufacturers Association
Environmental Stewardship Program
All products impact the environment.
For ESP program criteria, visit greencabinetsource.org.



KEMPER
echo™

Kemper Cabinets is a certified brand in the Kitchen Cabinet Manufacturers Association (KCMA) Environmental Stewardship Program. The program recognizes companies that demonstrate an ongoing commitment to environmental practices and sustainability.

Product photography and illustrations have been reproduced as accurately as printing technologies permit. To ensure highest satisfaction, we strongly suggest you view an actual sample for best color, wood grain and finish representation.



LOOKING FOR MORE KEMPER®?

Kemper Echo is a unique line brought to you by Kemper Cabinetry. For over 45 years, Kemper has offered more designer-inspired colors and styles; more wood grain and laminate options; and, more modernly engineered conveniences that capture the visual and practical vibe of the times. With every inch of meticulous workmanship backed by a limited lifetime warranty. To get a feel for our full product selection, visit www.kempercabinets.com.