

Alpha's in-house range

Standard Colors

Thanks to Alpha, architects can now indulge in design and colour variations.


The optical properties of the microprofiled sheet plate makes the doors perfectly suited to modern industrial architecture.

Alpha's in-house range offers 12 common RAL colours to give each door its very own personality– at no extra cost. Thanks to this selection of colourfast coil coatings, the doors can always be seamlessly integrated into your company's look.


Do you have special requirements when it comes to the colour? Alpha can offer you a whole rainbow of colours.




RAL 3000




RAL 5003




RAL 5010




RAL 6009




RAL 7005




RAL 7016



RAL 8014




RAL 9002



RAL 9005



RAL 9006



RAL 9007



RAL 9010

Dark colors are to be avoided in alignment with the sun in double-walled steel doors, as a possible deflection can damage the door.