







**DEF.MODEL**  
DEFINITE DETAIL RESIN CAST KIT

**M706** Commando (V100)  
Armored Car Wheel set-Sagged  
For HOBBYBOSS KIT



1/35  
DW35037

Total 4 resin parts with Easy mask seal





**E-MODEL**

DETAIL RESIN CAST KIT

**M706** Commando Armored Car (V100)  
Wheel set - Sagged  
For HOBBYBOSS



1/35

DW35037

Total 4 resin parts with Easy mask seal





DEL.

CAST KIT

Commando  
Armored Car

[V100]

Wheel set-Sagg

For HOBBYBOSS



1/35

DW35037

parts with Easy mask seal





et-Sagged  
For HOBBYBOSS KIT

1/35

DW35





# BMW and ZUNDAPP

No. 852



## HISTORY

The nation which most used motorcycles during World War II was Germany. Motorcycle equipped units served as integral parts of nearly every formation in the German Army and Waffen-SS, including air force and naval units. These motorcycle-mounted troops were active in all the campaigns and on all the fighting fronts where German troops were employed.

Germany put to use a large number of different makes and models of motorcycles, most of which were German-made. In addition, thousands of motorcycles manufactured in the occupied countries or captured from opposing armies were used. Two of the motorcycles to see service in World War II were the large, powerful BMW R-75 and the Zundapp KS 750. Classified as "combination" cycles, they were usually sidecar "combination" bikes, carrying a crew of two or three and equipped with a machine gun. However, they could be operated as "solo" bikes. The BMW in this kit, and were used for reconnaissance and convoy escorts, messengers, and

Engine

BMW R-750 2-cylinder,  
4-stroke, air-cooled  
745 cc, 26 bhp @  
4,400 RPM

Transmission

(Normal ratio) manual  
4 forward, 1 reverse  
(Low ratio) manual 3  
forward, 1 reverse

Brakes

Hydraulic  
4.50 or 4.75x16  
57 mph  
211 mi

Tires

Maximum speed  
Range on roads

ZUNDAPP

1 to 2

93.8"

24.9"

39.7"

55"

41.8"

- If you desire, you may fill any seams (where parts go together) or imperfections with Testor Contour Putty for Plastic Models which is also available at good hobby shops.

## PAINTING

You can obtain an excellent finish on your model using Testor Enamels. Parts of the model are painted individually, and then the entire model is oversprayed when you have finished construction.

First of all, be sure your brushes are soft, clean and flexible. (Keep them that way by cleaning them thoroughly with Testor Paint Thinner.) Use expensive brushes! A selection of Testor's No. 1000-Proof Brushes will serve you well.

Wash your brushes before detaching them from the model with warm water and liquid detergent. Remove the oils left from the model with a brush. Let the parts dry and avoid edge chipping. Immediately before painting, clean the parts with a "tac rag" (available at most hobby centers) to remove dust and lint.

Most parts should be painted while still at-





...served as...  
...formation in the German Army  
...including air force and naval  
...motorcycle-mounted troops were  
...campaigns and on all the  
...where German troops were

...o use a large number of dif  
...and models of motorcycles  
...n were German-made. In addi-  
...ds of motorcycles manufactur  
...ed countries or capt... from  
...ies were used. Two o  
...to see service in World  
...e, powerful BMW R-75 and  
...750. Classified as heavy  
...y were usually  
...mbination" ma  
...or three  
...un. How  
..."solo"  
...nd we  
...orts, r

Brakes  
Tires  
Maximum speed  
Range on roads

### ZUNDAPP

Crew  
Length  
Width

...forward, 1 reverse  
Hydraulic  
4.50 or 4.75x16  
57 mph  
211 mi

1 to 2  
93.8"  
24.9"  
39.7"  
55  
641.8

...model using Testor  
...model are painted individually, and  
...entire model is oversprayed when  
...finished construction.

First of all, be... your brushes  
clean and flex... (Keep them th  
cleaning th... roughly with  
Thinner.)... expensive  
selection... ad-Proof  
serve yo


Wash... before deta  
from the... m water a  
detergen... the oils left  
manufac... ess. Let th  
avoid... ndling. Imp  
part... parts with  
(availab... tive cent  
dust an...  
Most p... est painted























































01024  
1/35 SCALE



®

Ex-Soviet 2P19 Launcher w/R-17  
Missile (SS-1C SCUD B) of 8K14  
Missile System Complex



前苏联 2P19履带式“飞毛腿”-B弹道导弹



VOYAGER MODEL  
The Best Upgrade Solution

PE 35737

Modern Russian Scud-B Basic  
现代苏联飞毛腿-B改进型基本改进件

MADE IN CHINA

VOYAGER MODEL  
The Best Upgrade Solution

PE 35819

Modern Russian 2P19 Launcher w/R-17 Missile Basic  
现代苏联2P19发射式飞毛腿-B改进型基本改进件

MADE IN CHINA

VOYAGER MODEL  
The Best Upgrade Solution

PE 35819

Soviet T-10M heavy tank

200 track links, 400 track pins  
Diameter of the holes for installation of pins - 0.6 mm  
Tracks fully workable after assembly.  
No glue required.

Scale 1:35

MasterClub  
www.masterclub.com

MADE IN CHINA

MasterClub  
MTL35055

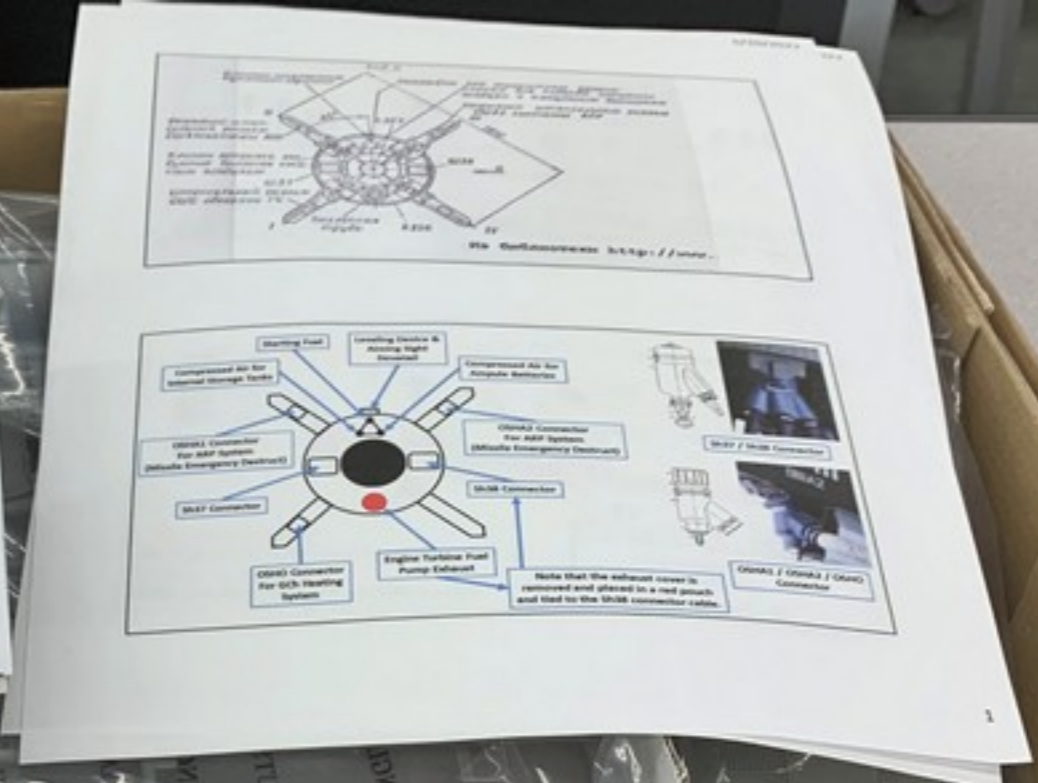
Soviet T-10M heavy tank

200 track links, 400 track pins  
Diameter of the holes for installation of pins - 0.6 mm  
Tracks fully workable after assembly.  
No glue required.

Scale 1:35

MasterClub  
www.masterclub.com

MADE IN CHINA












TRADING CARDS

AMPS  
entral South Car


















# BMW and ZUNDAPP

**PAINTING**

...the model is painted with a base coat of ...

**ASSEMBLY**


...the parts are glued together with ...

**FINISHING**

...the model is finished with a clear coat of ...

















The box is black and features the 'WARHAMMER 40,000' logo and a picture of the assembled model. The box is open, revealing several grey plastic parts, some of which are already assembled. A manual is also visible inside the box. The box is placed on a table.

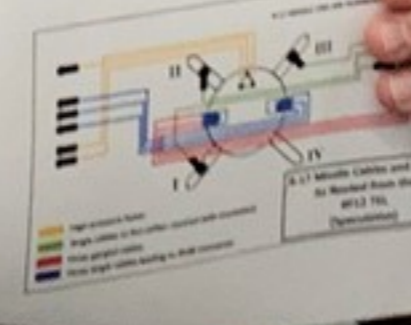
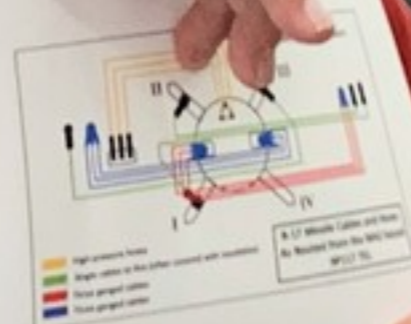

The table is cluttered with various items. There is a manual with a diagram, a small green and yellow box, a notebook, and some papers. The items are scattered across the table surface.



WARHAMMER  
40,000




FREE  
↓




















AMPS  
Central South Carolina  
WILDCATS















# KV-220 "Russian Tiger" Super Heavy Tank



1/35 SCALE

Length: 207.6mm    Width: 95mm    Parts: 220+pcs



Detailed scale kit for adult collectors to assemble.  
Actual model may vary from image on box.  
WARNING! Not for children under 3 years due to small parts.  
警告! 内含小零件, 严禁3岁以下儿童使用, 本产品与包装图所示可能有不同!

KV-220“俄国之虎”超重型坦克