

# LABOR CHARACTERISTICS

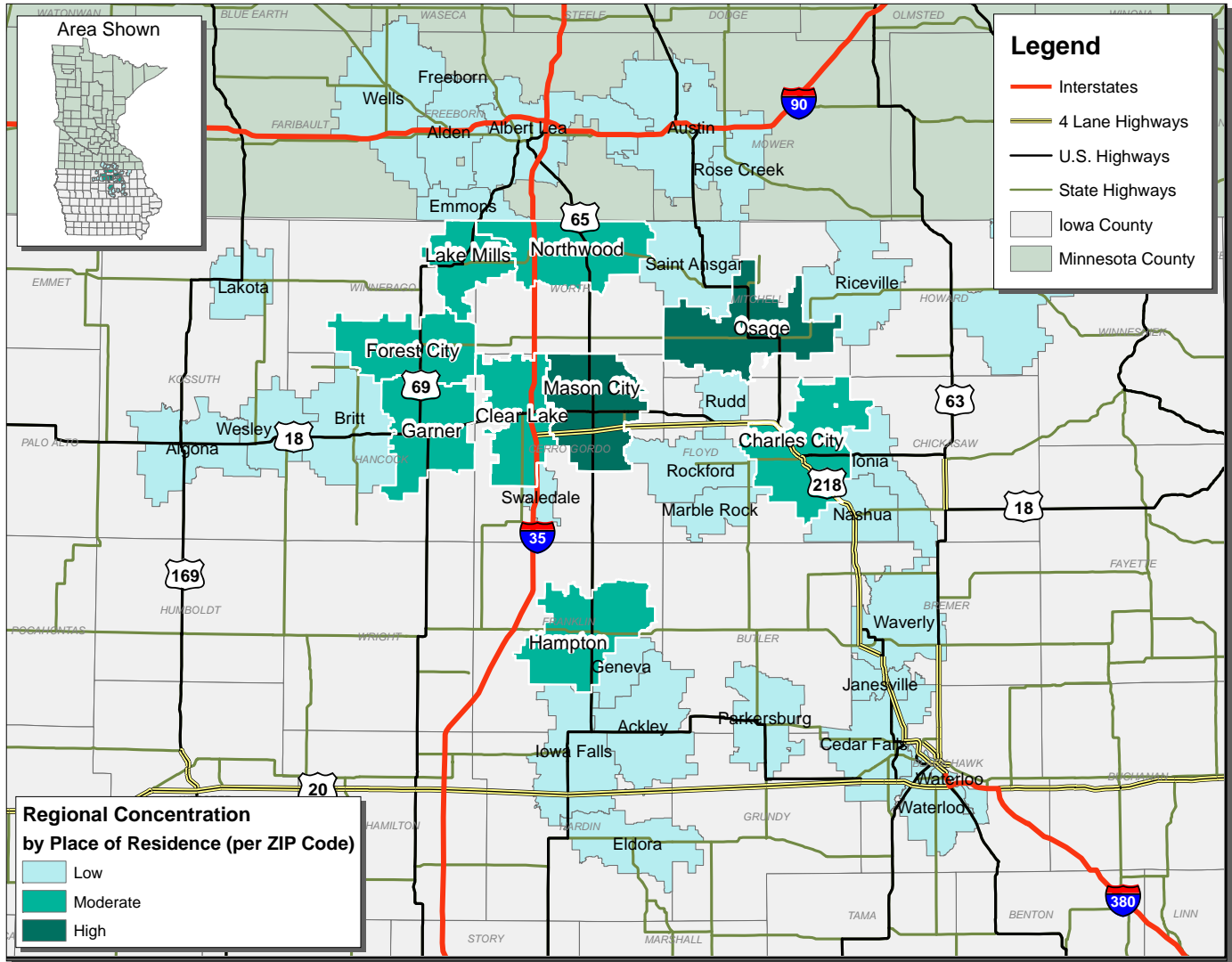


# INFORMATION TECHNOLOGY

## NORTH CENTRAL IOWA ALLIANCE

## REGIONAL LABORSHED AREA

**Concentration of those with transferable experience/skills by place of residence**



Workers who have transferable experience/skills in the industry are currently commuting an average of 9 miles one way for work. Those who are willing to change/accept employment are willing to commute an average of 19 miles one way for the right employment opportunity.

**For More Information Regarding the North Central Iowa Alliance Regional Laborshed, contact:**

Terry Schumaker  
Economic Development Director  
North Iowa Area Community College  
500 College Drive  
Mason City, IA 50401  
Phone: 641-422-4170  
Fax: 641-422-4129  
E-mail: [schumter@niacc.edu](mailto:schumter@niacc.edu)  
[www.niacc.edu/](http://www.niacc.edu/)

# LABOR CHARACTERISTICS

## INFORMATION TECHNOLOGY

### Estimated Potential Available Labor Per Occupational Category:


#### Business Operations:

- Managers - 837
- Claims Adjusters - 100
- Clerks - 3,584
- Customer Service Reps - 1,576
- Data Entry Keyers - 315
- Desktop Publishers - 213
- Management Analysts - 215
- Office & Administrative Support Workers, All Other - 1,477
- Secretaries - 5,036
- Word Processors & Typists - 96

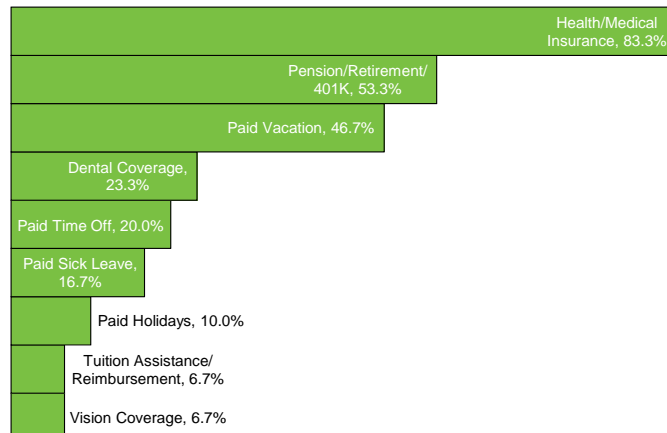
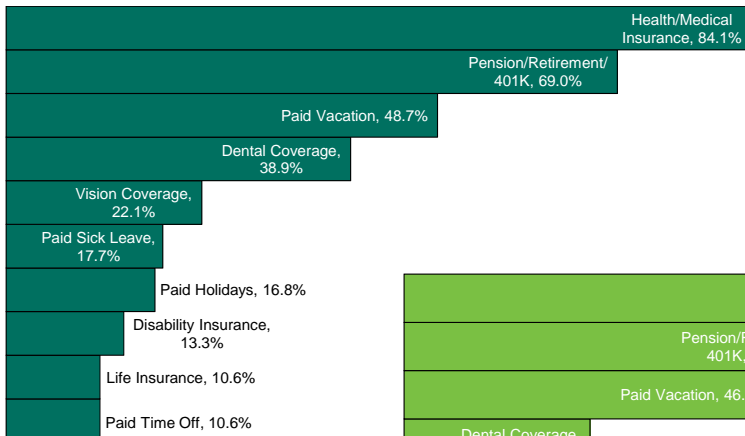
#### Computers:

- Managers - 99
- Computer Occupations, All Other - 1,166
- Computer Operators - 104
- Computer Programmers - 214
- Computer System Analysts - 527
- Computer User Support Specialists - 216
- Database Administrators - 102
- Information Security Analysts - 101
- Network & Computer Systems Administrators - 98
- Software Developers, Applications - 317

An estimated total of **16,393** people in the Laborshed area

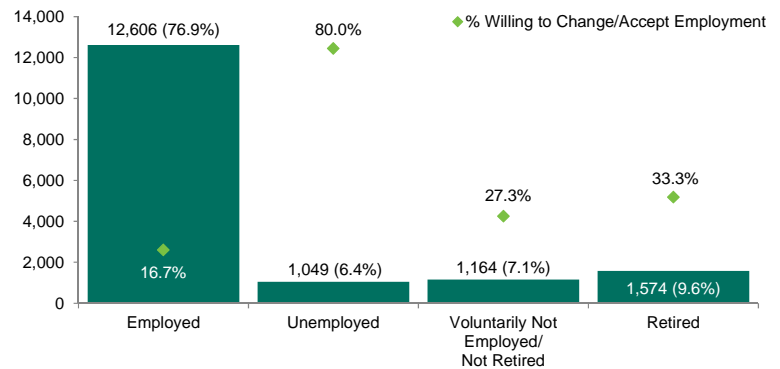


### Current Benefits:



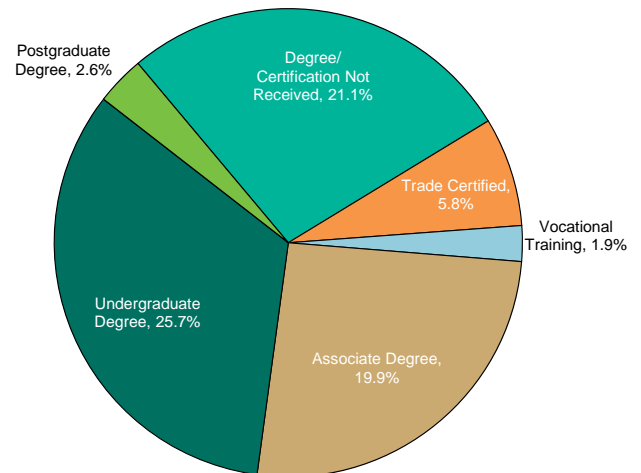
Information compiled by Iowa Workforce Development using Laborshed data released 2014.

### Estimated Total by Employment Status (percentage):



### Educational Level:

(77.0% Have an education beyond high school)



### Workplace Flexibility:

(by percent of interest)

- Cross-training - 77.8%
- Job teams - 75.0%
- Varied shifts - 32.4%
- Job sharing - 30.6%
- Seasonal work - 55.6%
- Temporary work - 55.6%

### Additional Facts:

- 65.2% paid an hourly wage
- 69.9% are/were employed full-time
- 23.1% are/were employed part-time
- 3.8% are/were self-employed
- 11.8% hold two or more jobs
- Currently working an average of 38 hours/week

### Underemployment:

Total Underemployment - 3.2%

- Low hours - 1.3%
- Mismatch of skills - 1.9%
- Low income - 0.0%

*IWD only counts individuals once when estimating Total Underemployment.*

### Top Advertising Media:

(for those seeking employment opportunities by use)

- Internet - 79.3%
  - [www.monster.com](http://www.monster.com)
  - [www.linkedin.com](http://www.linkedin.com)
  - [www.iowajobs.org](http://www.iowajobs.org)
- Local/Regional Newspapers - 51.5%
  - *Globe Gazette* - Mason City
  - *The Des Moines Register*
- Networking through friends, family or acquaintances - 19.3%
- IowaWORKS Centers - 15.0%

# LABOR CHARACTERISTICS

## INFORMATION TECHNOLOGY

Occupation	Occupational Code	Mean Wage	Entry Wage	Experienced Wage	Median Wage
Administrative Services Managers	11-3011	\$ 31.67	\$ 21.15	\$ 36.92	\$ 29.68
Computer and Information Systems Managers	11-3021	\$ 48.45	\$ 33.63	\$ 55.86	\$ 48.77
Computer Network Architects	15-1143	\$ 31.99	\$ 21.29	\$ 37.34	\$ 31.20
Computer Network Support Specialists	15-1152	\$ 23.89	\$ 17.19	\$ 27.23	\$ 22.46
Computer Occupations, All Other	15-1199	\$ 22.25	\$ 12.14	\$ 27.30	\$ 21.74
Computer Operators	43-9011	\$ 14.99	\$ 10.30	\$ 17.33	\$ 13.81
Computer Programmers	15-1131	\$ 25.83	\$ 16.93	\$ 30.29	\$ 26.06
Computer Systems Analysts	15-1121	\$ 35.25	\$ 22.58	\$ 41.58	\$ 34.15
Computer User Support Specialists	15-1151	\$ 20.80	\$ 14.04	\$ 24.19	\$ 19.42
Customer Service Representatives	43-4051	\$ 13.72	\$ 8.79	\$ 16.19	\$ 12.86
Data Entry Keyers	43-9021	\$ 13.63	\$ 10.30	\$ 15.29	\$ 13.01
Database Administrators	15-1141	\$ 26.56	\$ 18.32	\$ 30.67	\$ 23.77
Desktop Publishers	43-9031	\$ 15.11	\$ 13.18	\$ 16.08	\$ 14.65
Executive Secretaries and Executive Administrative Assistants	43-6011	\$ 18.20	\$ 12.06	\$ 21.27	\$ 17.61
Information and Record Clerks, All Other	43-4199	\$ 17.46	\$ 14.83	\$ 18.78	\$ 16.97
Information Security Analysts	15-1122	\$ 32.47	\$ 21.91	\$ 37.76	\$ 33.05
Management Analysts	13-1111	\$ 31.35	\$ 18.89	\$ 37.58	\$ 30.48
Network and Computer Systems Administrators	15-1142	\$ 27.58	\$ 21.12	\$ 30.81	\$ 27.02
Office and Administrative Support Workers, All Other	43-9199	\$ 15.56	\$ 8.16	\$ 19.25	\$ 11.92
Office Clerks, General	43-9061	\$ 13.22	\$ 9.31	\$ 15.17	\$ 12.88
Receptionists and Information Clerks	43-4171	\$ 12.03	\$ 8.87	\$ 13.61	\$ 11.87
Secretaries and Administrative Assistants, Except Legal, Medical, and Executive	43-6014	\$ 13.96	\$ 9.54	\$ 16.16	\$ 13.18
Software Developers, Applications	15-1132	\$ 32.40	\$ 23.06	\$ 37.07	\$ 30.46
Software Developers, Systems Software	15-1133	\$ 41.48	\$ 29.14	\$ 47.65	\$ 37.22
Training and Development Specialists	13-1151	\$ 19.97	\$ 11.57	\$ 24.18	\$ 18.50
Web Developers	15-1134	\$ 26.66	\$ 17.16	\$ 31.41	\$ 24.95
Word Processors and Typists	43-9022	\$ 14.89	\$ 11.74	\$ 16.46	\$ 14.76

The 2013 Iowa Wage data for the North Central Iowa Alliance Regional Laborshed area was produced by the Labor Force & Occupational Analysis Bureau to provide communities local information on wages by occupation. The source of the wage and employment data is based on the May 2012 OES estimates. Additional occupational wage and employment data can be found at <http://iwin.iwd.state.ia.us/iowa/OlmisZine>.