



CC SERIES



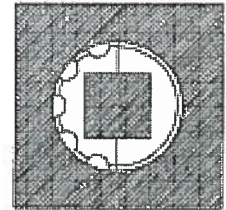
WWW.CARSONSCOATINGS.COM

****CC 800 IS A TAPERED COLUMN UNLESS SPECIFIED.****

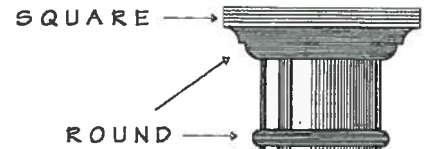
CC 800
TAPERED



SHAFT	BASE	MAX. C.O.
6"-5" ROUND	9 1/2"	3" x 3"
8"-7" ROUND	12 5/8"	4" x 4"
10"-9" ROUND	16"	5 1/2" x 5 1/2"
12"-11" ROUND	19"	7" x 7"
14"-13" ROUND	22 1/4"	8" x 8"
16"-15" ROUND	25 3/8"	9 1/2" x 9 1/2"
18"-17" ROUND	28 1/2"	10 1/2" x 10 1/2"
20"-19" ROUND	31 5/8"	12" x 12"




NOTES...



ALSO AVAILABLE
WITH FLUTED
SHAFT WITH
NO TAPER

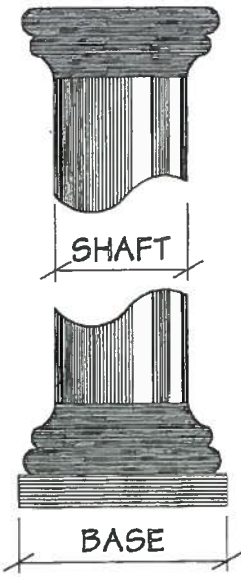
ROUND

SQUARE

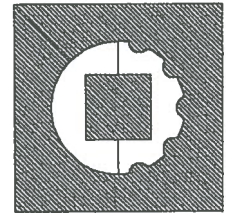


* THIS SHEET CAN ALSO BE USED AS AN ORDER FORM. PLS. BE SURE TO PUT YOUR NAME AND PHONE/FAX #'S ON SHEET ONCE PHOTO COPY IS MADE TO BE FAXED.

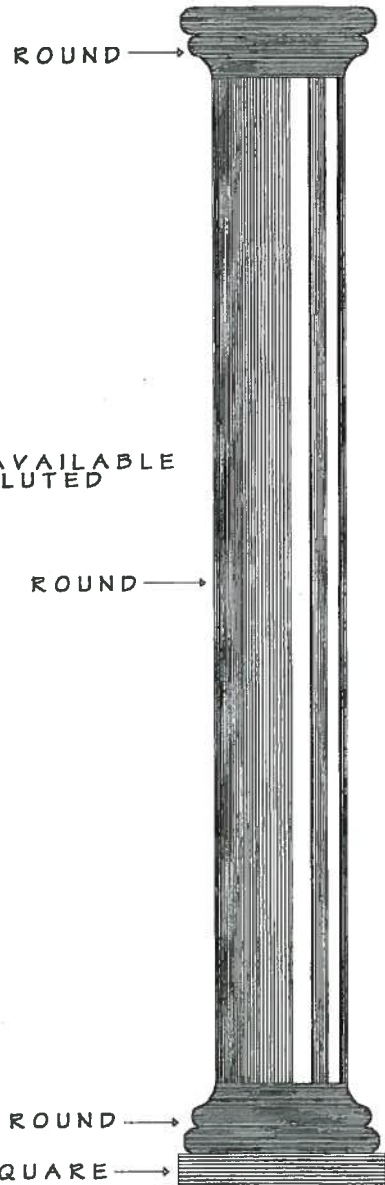
CC 801



SHAFT	BASE	MAX. C.O.
6" ROUND	9 1/2"	3" x 3"
8" ROUND	12 5/8"	4 1/2" x 4 1/2"
10" ROUND	16"	6" x 6"
12" ROUND	19"	7" x 7"
14" ROUND	22 1/4"	8 1/2" x 8 1/2"
16" ROUND	25 3/8"	10" x 10"
18" ROUND	28 1/2"	11" x 11"
20" ROUND	31 5/8"	12 1/2" x 12 1/2"



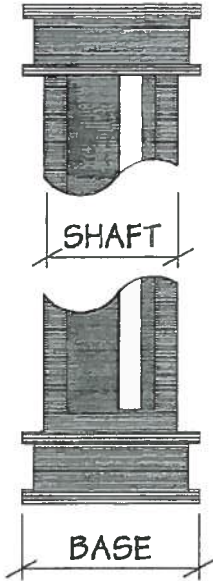
NOTES...




ALSO AVAILABLE WITH FLUTED SHAFT

**** CC802 IS A NONTAPERED COLUMN WITH ONLY SQUARE DETAILS UNLESS SPECIFIED ****

CC 802



SHAFT	BASE	MAX. C.O.
6" SQUARE	9 1/2"	3" x 3"
8" SQUARE	12 5/8"	4 1/2" x 4 1/2"
10" SQUARE	16"	6" x 6"
12" SQUARE	19"	7" x 7"
14" SQUARE	22 1/4"	8 1/2" x 8 1/2"
16" SQUARE	25 3/8"	10" x 10"
18" SQUARE	28 1/2"	11" x 11"
20" SQUARE	31 5/8"	12 1/2" x 12 1/2"



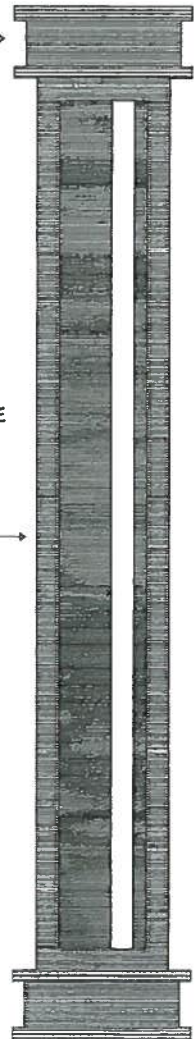
NOTES...

SQUARE →

ALSO AVAILABLE WITH FLUTED SHAFT

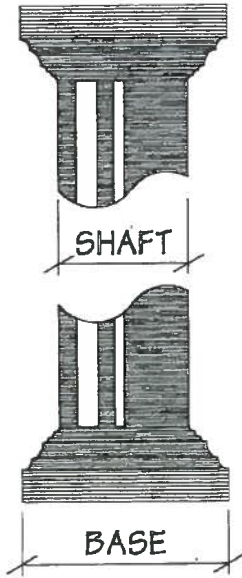
SQUARE →

SQUARE →




**** CC803 IS A NONTAPERED COLUMN WITH ONLY SQUARE DETAILS UNLESS SPECIFIED ****

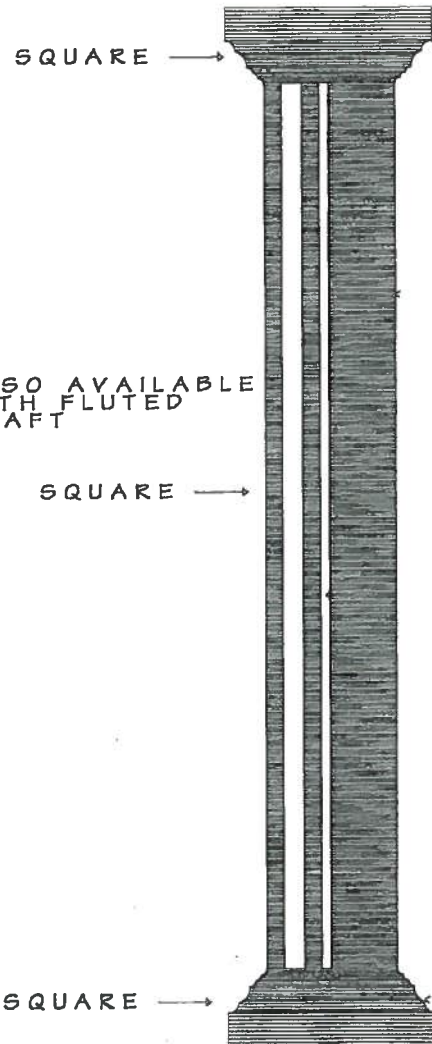
CC 803



SHAFT	BASE	MAX. C.O.
6" SQUARE	9 1/2"	3" x 3"
8" SQUARE	12 5/8"	4 1/2" x 4 1/2"
10" SQUARE	16"	6" x 6"
12" SQUARE	19"	7" x 7"
14" SQUARE	22 1/4"	8 1/2" x 8 1/2"
16" SQUARE	25 3/8"	10" x 10"
18" SQUARE	28 1/2"	11" x 11"
20" SQUARE	31 5/8"	12 1/2" x 12 1/2"




NOTES...

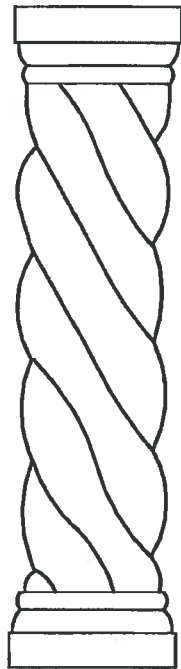


ALSO AVAILABLE WITH FLUTED SHAFT

CAP & BASE CAN VARY / CUSTOM CUT TO ORDER
SEE SALES' OFFICE FOR RESTRICTIONS



SPIRAL DRAWING NOT TO SCALE
ACTUAL PRODUCT WILL DIFFER

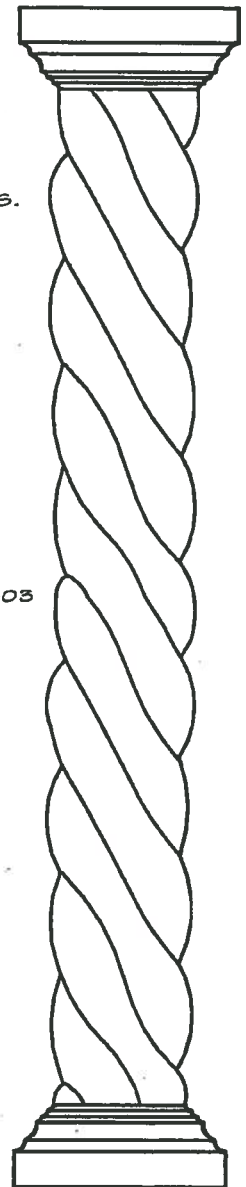


AVAILABLE SHAFT SIZES	MAX. C.O.
6" ROUND	3" x 3"
7" ROUND	3 3/4" x 3 3/4"
8" ROUND	4 1/4" x 4 1/4"
9" ROUND	4 3/4" x 4 3/4"
10" ROUND	5 1/2" x 5 1/2"
11" ROUND	6" x 6"
12" ROUND	6 1/2" x 6 1/2"
14" ROUND	7 1/2" x 7 1/2"
16" ROUND	9" x 9"

SPIRAL COLUMN SHAFTS ARE ONLY AVAILABLE IN THE ABOVE LISTED SIZES.

NOTES ...

SHOWN HERE WITH CAP/BASE FROM CCB03



*THIS SHEET CAN ALSO BE USED AS AN ORDER FORM. PLS. BE SURE TO PUT YOUR NAME AND PHONE/FAX #'S ON SHEET ONCE PHOTO COPY IS MADE TO BE FAXED.