



Vol. 2, No. 2

Published by AMPS Central South Carolina

February-March, 2011

Hi guys! Hope everybody has had a good modeling month since our last meeting. I've been working on my project StuG IV and making some slow, but steady progress. But, like so many of my projects, I've gone a bit overboard on the details, and I'm getting bogged down. A project that I expected to finish up by the end of March now looks like it might see the display shelf in, oh..., June... maybe. This happens to me pretty often, and I think the culprit is RESEARCH! Yes, research – as in too much information.

You see, my name is Mike, and I'm an information junkie... Ok there, I've said it. I confess all before a jury of my peers – I can't ever get enough information on my projects. But, you know, I think that's alright because I enjoy the research and study about as much as I enjoy the building and painting. This latest project has been a real trip down the research rabbit hole, but I've learned things about the StuG IV that I've never seen in any of my regular reference works; I've made some new friends on-line; and pushed my scratch-building envelope quite a bit.

So, all in all, even though this one won't be finished in time for the AMPS Nationals in April, I'm thoroughly enjoying it, and, well, isn't that the point? Yea, my name is Mike, and I'm an information junkie, but I think it's a problem I can live with!

This month we have a newsletter treat: A very nice article from Tim Darrah reviewing some Black Dog resin accessories. Thanks, Tim!

Last Meeting Minutes:

Last month was a pretty casual and relaxed meeting. The weather had a lot to do with keeping a bunch of our members home either stuck in the snow or trying to make up lost work hours. We missed you guys. Sorry you couldn't make it, and we hope that everybody was able to recover quickly from the harsh conditions.

Still, despite the bad weather, we had seven members in attendance including one new member – Dave Varettoni. Dave's a talented modeler whose main interest is modern armor. So, a big welcome to Dave!

There were also some very nice models brought in for discussion and show. Jeff had another of his small wonders – this time a 1/144th scale Tiger I with a host of scratch built and PE details. Scott brought in his club project StuG IV with a very attractive finish done on his Christmas vacation using "rattle can" Panzer Yellow with a brush painted camouflage. Check out the photo to see how nice it came out. Our new member Dave brought in several examples of his recent work covering a wide variety of subjects that included a heavy conversion / scratch-built LAV-BMP 2 "what if" armored car. And yours truly... I brought in my project StuG IV in what seems to be its perpetual semi-constructed state. Chris and the guys at the hobby shop were their usual hospitable selves and offered everybody in attendance a special "snow daze" 20% discount on purchases made during the meeting!

Photos of Models at Last Meeting:



David's Trumpeter Chi Com MBT



David's Revell Jagd Pz Kannonen Wagen



David's Israeli Magach (M-60)




David's "What If" LAV-BMP 2 Armored Car




Jeff's DML 1/144th Tiger I

(Unbelievable amount of detail on a model the size of a wristwatch!)



Mike's DML StuG IV Project Kit





Scott's DML StuG IV Project Kit

Next Meeting Agenda:

Our next meeting is this Wednesday, February 09, 2011 at 6:00 pm (1800) at the HobbyTown USA store, 10120 Two Notch Road, Suite 5, Columbia, SC 29223, (803) 736-0959.

Regular meetings are held on 2nd Wednesdays of each month at 6:00 pm (1800) at the same location.

6:00 pm (1800): Meeting starts / Admin Business

6:10 pm (1810): Show & Tell: Builds and WIP's

6:50 pm (1850): Break / Shopping / Mixer

7:10 pm (1910): Reconvene / Continue: Show & Tell: Builds and WIP's

8:00 pm (2000): Meeting ends (officially – but we'll carry-on as long as the store will stay open)

Classified Ads:

Research Assistance / Info Needs:

John Sherrer: Still looking for information on the M44 Armored Personnel Carrier (aka: M44 Armored Utility Carrier). A post-WWII / late 1940's

development vehicle. Possibly as many as six prototypes were made, of which, maybe one (or two) were later used by the USAF in some unknown capacity. (One reference says that an M44 was used by USAF TACP's during the Korean War.) John is looking for enough information to scratch-build an M44, so any data, photos, drawings, or textual information will be welcome.

Construction / Building / Finishing Problems that Need Help / Advice:

No requests this month.

Parts-Swap Needs:

No requests this month.

Modeling Calendar:

February 9, 2011, 6:00 pm (1800): AMPS Central SC Meeting, HobbyTown USA, Two Notch Road.

February 18-20, 2011: "AMPS Atlanta 2011" in conjunction with "34th Annual Model Figure Show," Jointly hosted by AMPS Atlanta and The Atlanta Military Figure Society, Atlanta Marriott Century Center, 2000 Century Blvd, Atlanta, GA.

March 9, 2011, 6:00 pm (1800): Our next meeting at the HobbyTown USA store on Two Notch Road.

April 6-9, 2011: "17th AMPS International Convention," Fredericksburg, VA

April 13, 2011, 6:00 pm (1800): Our next meeting at the HobbyTown USA store on Two Notch Road.

May 11, 2011, 6:00 pm (1800): Our next meeting at the HobbyTown USA store on Two Notch Road.

June 8, 2011, 6:00 pm (1800): Our next meeting at the HobbyTown USA store on Two Notch Road.

July 13, 2011, 6:00 pm (1800): Our next meeting at the HobbyTown USA store on Two Notch Road.

July 16, 2011: Our Inaugural Contest, jointly-hosted with the Midlands Chapter of the SCMA! Gymnasium, Ball Park Road Recreation Facility, 432 Ball Park Road, Lexington, SC 29072.

August 3-6, 2011: IPMS / USA National Convention, Omaha, Nebraska.

August 10, 2011, 6:00 pm (1800): Our next meeting at the HobbyTown USA store on Two Notch Road. **(Our one year anniversary!)**

September 14, 2011, 6:00 pm (1800): Our next meeting at the HobbyTown USA store on Two Notch Road.

October 12, 2011, 6:00 pm (1800): Our next meeting at the HobbyTown USA store on Two Notch Road.

November 9, 2011, 6:00 pm (1800): Our next meeting at the HobbyTown USA store on Two Notch Road.

December 14, 2011, 6:00 pm (1800): Our next meeting at the HobbyTown USA store on Two Notch Road. **(Christmas party anyone?!)**

"The Virtual Armor Modeling World"

Send new sites and links *to the editor for inclusion in the next newsletter.*

AMPS Homepage: <http://www.amps-armor.org/>

Armorama: <http://www.armorama.com/>

Historicus Forma: <http://www.hfmodeling.com/>

Missing-Lynx: <http://www.missing-lynx.com/>

Track-Link: <http://www.track-link.net/>

Tanks & Things: <http://tanksandthings.com/>

New Sites and Links:

IDF in Scale.com: <http://www.idf-in-scale.com/index.html>

Armour Workshop:

<http://www.armorworkshop.ca/index.php?sid=042e18c7e22a67e8049fcb153c9d89d8>

Ralph Nardone's "Iron Modeler Blog": <http://www.ironmodeler.com/>

Mike Roof's Firefly:

<http://www.armorama.com/modules.php?op=modload&name=Sections&file=index&req=viewarticle&artid=3516>

Dave Varettoni's Heller AMX 30 B2:

http://www.armorama.com/modules.php?op=modload&name=SquawkBox&file=index&req=viewtopic&topic_id=169849&page=1

Keith's "Map Reading by Lamp Light" Diorama:

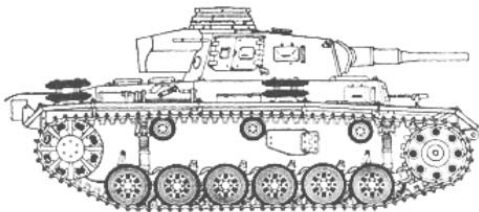
<http://www.armorama.com/modules.php?op=modload&name=Sections&file=index&req=viewarticle&artid=2072>

This is the Special Show Logo that will be available on T-shirts at the Atlanta AMPS Contest next week! Something for everyone who can get to the show to look forward to ---

AMPS ATLANTA 2011

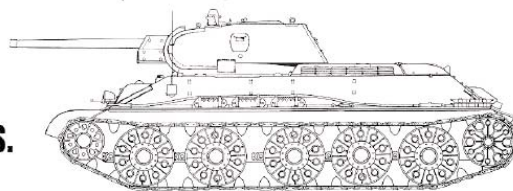
February 18 – 20, 2011 - Atlanta, Georgia

**“Clash of the Titans
Operation Barbarossa 1941”**



Panzer III

Vs.



T-34


Newsletter Feature Article:

Black Dog Models Review

By Tim Darrah AMPS #2545

I have always wanted to try Black Dog Models www.blackdog.cz stuff after seeing them reviewed in MMiR and SMMI, so a couple months ago I thought that I'd try to find them. Trying to find a distributor here in the States is a bit difficult, but I finally found one www.wanamakerguns.com in Indianapolis, IN that had what I wanted. So a quick order and my stuff arrived.


Upon opening the box, I drooled over #T35019 Bren Carrier accessories set (\$23.95) and T35023 Cromwell hessian tape camo net set (\$30.95).




order to get the front camo resin piece on, do not glue on glacis plate #A-18 & cut off the upper glacis on the upper hull #B-14. On both sets, you'll need to remove some of the Tamiya plastic to get a nice tight fit.

One hint though, you do not get any instructions with the sets, so you will need to go to their web site and print out the photos of your set in order to see where they say to put certain items.

Look at the attached photos. The first Bren picture shows everything that




Both are for the Tamiya kits. Both are molded in a light grey resin and are almost free of "flash" and pin holes—the Bren carrier has 27 pieces and the Cromwell has 24. The Bren set has 3 large castings. The one on the back is one piece; it fits pretty well, but you might need to do some trimming to get a great fit. With the Cromwell set, the turret is one piece with the hessian tape already applied (very nice). In






you get in the box attached to the kit. The rear of the carrier is just two pieces of resin, one on the rear deck and the other inside the carrier. At the front of the carrier, that is 4 pieces of resin – the wooden fence, two separate tarp



rolls and the POL cans. In the Cromwell photos you can see the largest tarp piece with two extra bits that are suppose to fit on there. You can also see the great one-piece turret with separate gun barrel.



So enjoy the photos, look at their web site. Black Dog has a whole bunch of very kool stuff.

“The Day Room”

I'd like to take this opportunity to offer up a few final thoughts on club business and the things coming up in the future.

As everyone is well aware, we have our first contest scheduled for this summer. It might seem a bit ambitious to host a contest so soon after we've constituted the club, but I think we're perfectly capable of not only making a go at it, but doing a superlative job.

I've just fired off the info we needed to get to the AMPS national treasurer, Tom Faith, for our insurance certificate. Tom has replied that he's received the info and is forwarding it to Zurich Insurance, the company which will issue our certificate. This is also the company that insures the MVPA, *The Military Vehicle Preservation Society*, <http://www.mvpa.org/>. AMPS has been an affiliate organization with the MVPA for quite a number of years, and several of the AMPS sponsored contests in other parts of the county take place at the same time as some larger MVPA events.

This is really a natural relationship, especially from the AMPS point of view. I mean, who wouldn't want to go to an armor modeling contest and look at restored prototype military vehicles parked right outside? Well, who wouldn't?

Interestingly enough, we have a MVPA affiliate club right in our area – in Blythewood, SC. So, if anyone in our club just happens to know someone in the local MVPA, let me know. Who knows? Maybe we can arrange for some restored military vehicles for our show.

On another matter, one of the things we discussed when we first organized was the possibility of getting our own website. The time for doing this is probably about right. A website would be a great way for us to promote the club and our pending contest. Having a website with some advertising space would also give us something to offer in thanks to businesses and individuals who make donations for raffles and shopping discounts. It would also give us a good place to post a nice photo album with everyone's models and to archive our newsletters and "how to" articles.

If anyone has a bit of experience with starting and managing small websites and would like to take on this task, please let me know.

Mike Roof
AMPS #1632
Chapter Contact