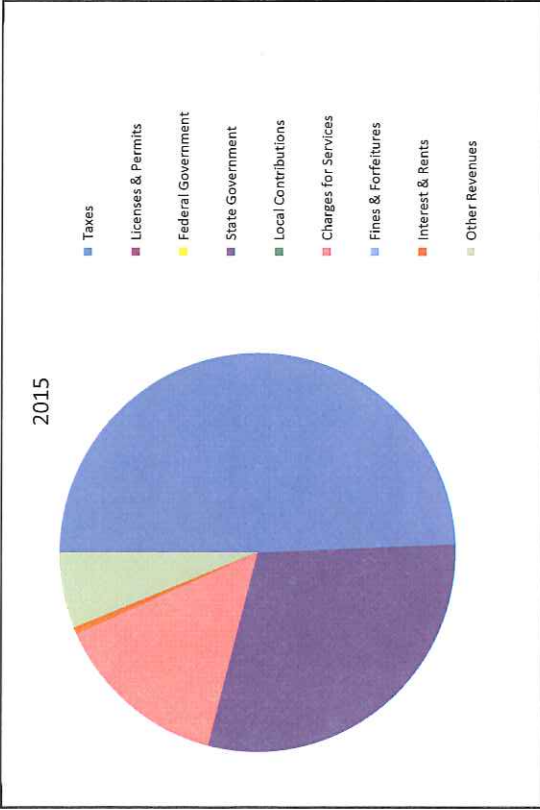
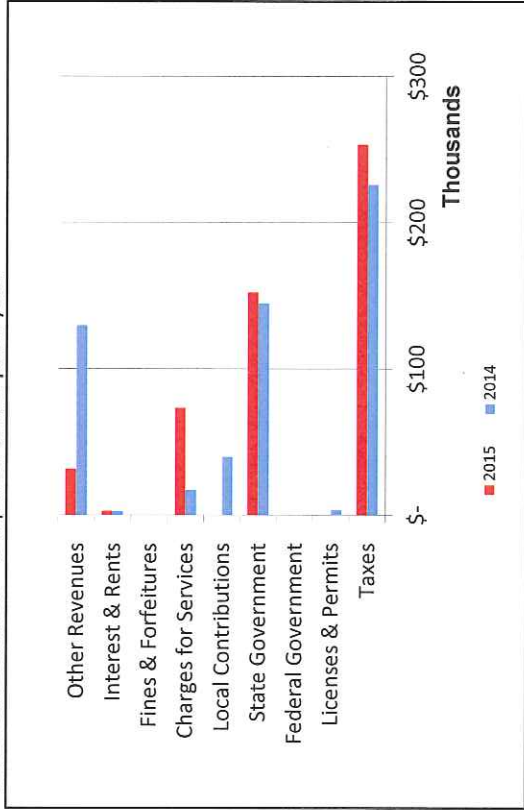


CITIZENS' GUIDE TO LOCAL UNIT FINANCES - Dryden - Lapeer

1. Where our money comes from (all governmental funds)



3. Revenue sources - compared to the prior year



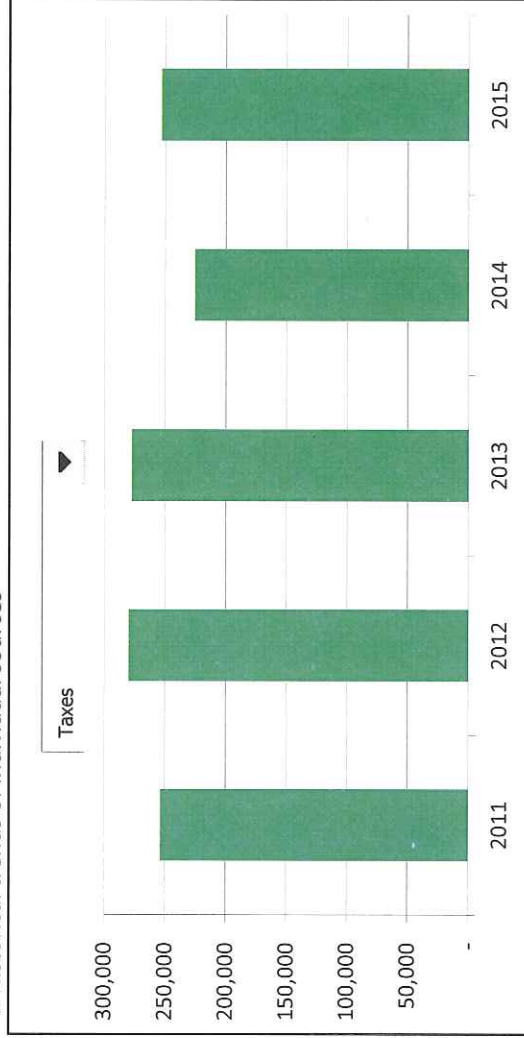
Commentary:

For more information on our unit's finances, contact Rande Listerman at 810-796-2291.

2. Compared to the prior year

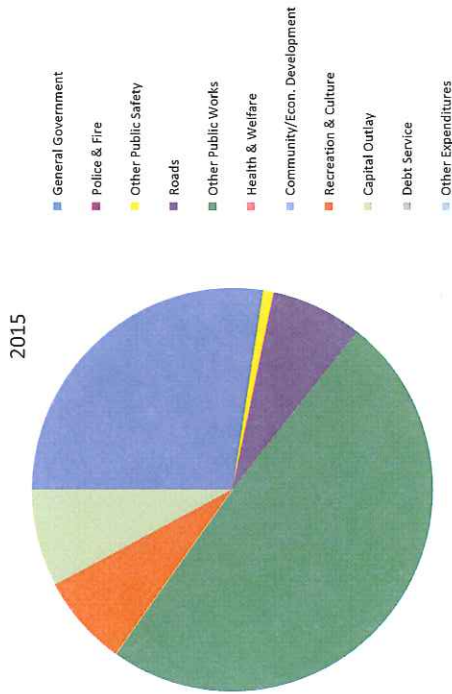
	2014		2015		Change
Taxes	\$	225,856	\$	253,460	12.22%
Licenses & Permits	\$	3,703	\$	-	-100.00%
Federal Government	\$	-	\$	-	N/A
State Government	\$	144,834	\$	152,182	5.07%
Local Contributions	\$	40,000	\$	-	-100.00%
Charges for Services	\$	17,399	\$	73,422	321.99%
Fines & Forfeitures	\$	-	\$	-	N/A
Interest & Rents	\$	2,735	\$	2,998	9.62%
Other Revenues	\$	129,740	\$	31,702	-75.56%
Total Revenues	\$	564,267	\$	513,764	-8.95%

4. Historical trends of individual sources



CITIZENS' GUIDE TO LOCAL UNIT FINANCES - Dryden - Lapeer

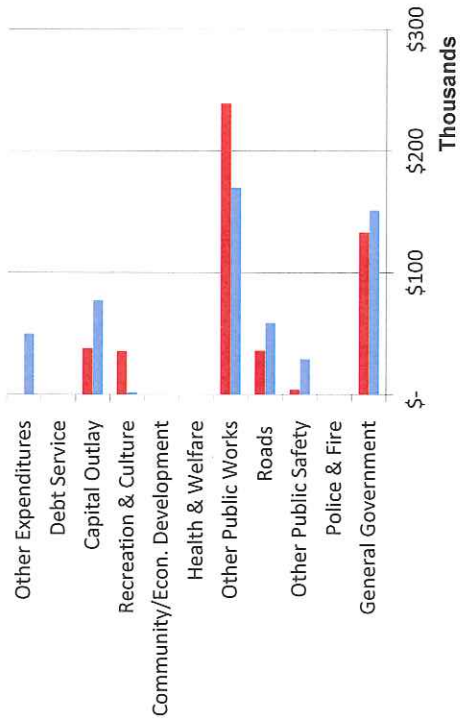
1. Where we spend our money (all governmental funds)



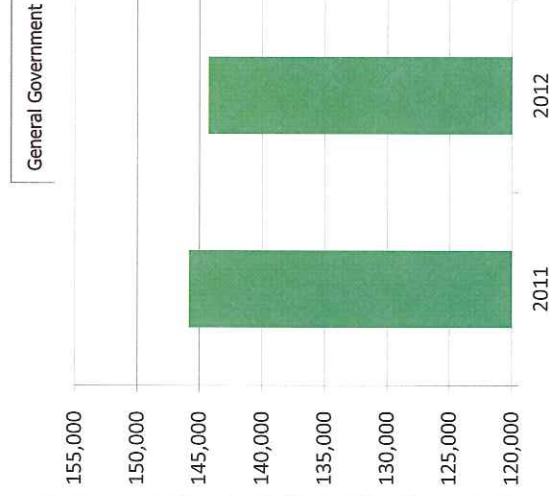
2. Compared to the prior year

	2014	2015	Change
General Government	\$ 151,253	\$ 133,200	-11.94%
Police & Fire	\$ -	\$ -	N/A
Other Public Safety	\$ 29,265	\$ 4,212	-85.61%
Roads	\$ 58,883	\$ 36,071	-38.74%
Other Public Works	\$ 170,106	\$ 239,051	40.53%
Health & Welfare	\$ -	\$ -	N/A
Community/Econ. Development	\$ -	\$ -	N/A
Recreation & Culture	\$ 1,844	\$ 35,659	1833.79%
Capital Outlay	\$ 77,456	\$ 38,005	-50.93%
Debt Service	\$ -	\$ -	N/A
Other Expenditures	\$ 50,000	\$ -	-100.00%
Total Expenditures	\$ 538,807	\$ 486,198	-9.76%

3. Spending - compared to the prior year



4. Historical trends of individual departments:

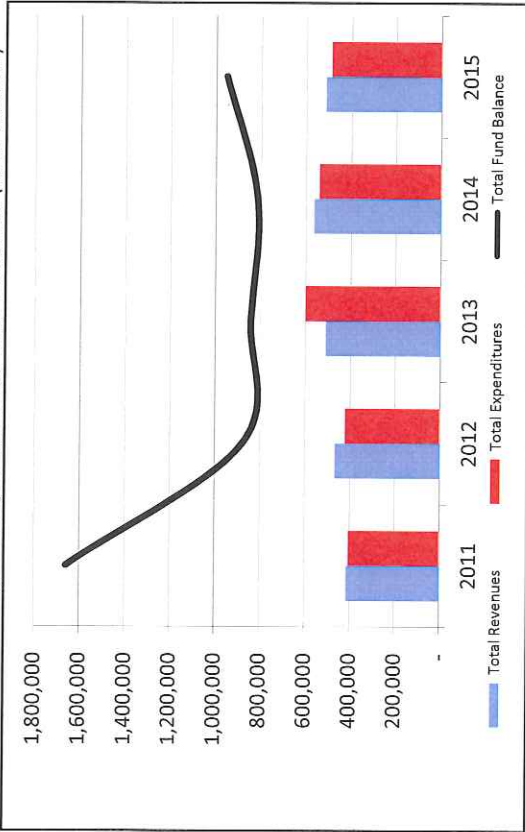


Commentary:

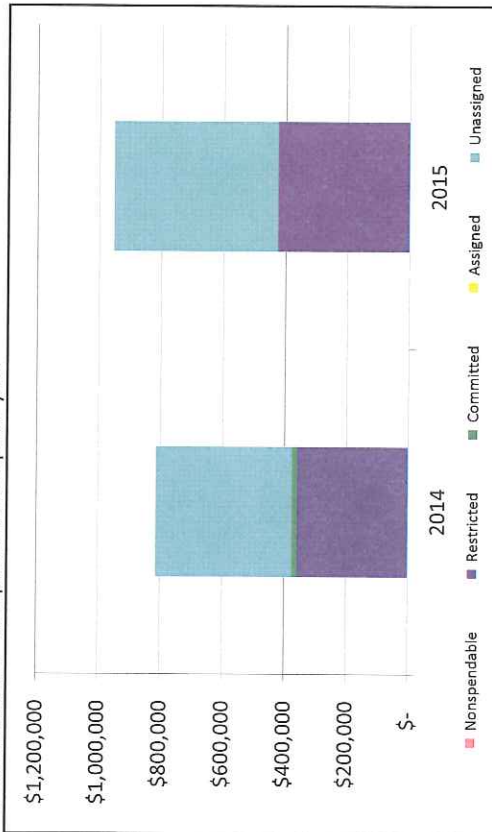
For more information on our unit's finances, contact Rande Listerman at 810-796-2291.

CITIZENS' GUIDE TO LOCAL UNIT FINANCES - Dryden - Lapeer

1. How have we managed our governmental fund resources (fund balance)



3. Fund balance - compared to the prior year



Commentary:

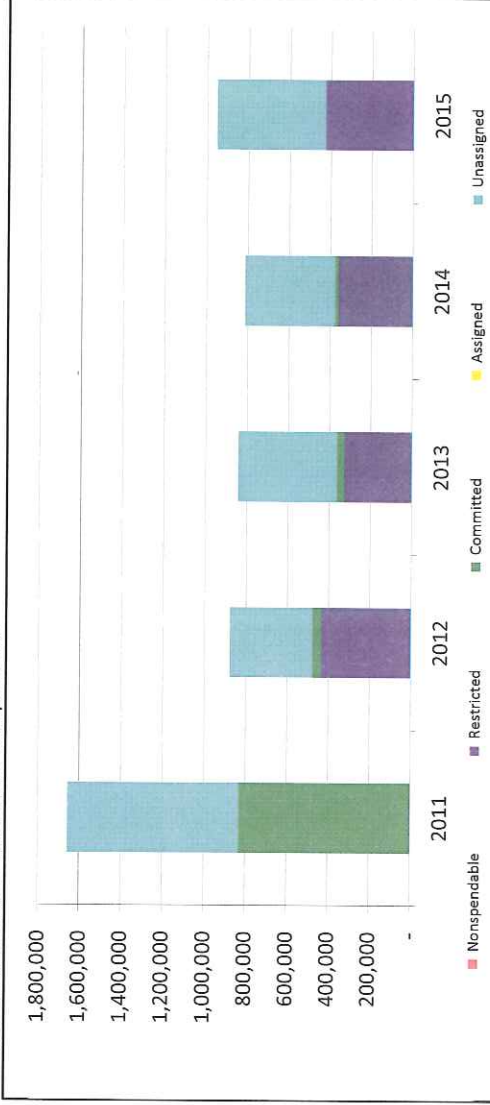
For more information on our unit's finances, contact Rande Listerman at 810-796-2291.

2. Compared to the prior year

	2014	2015	Change
Revenues	\$ 564,267	\$ 513,764	-8.95%
Expenditures	\$ 538,807	\$ 486,198	-9.76%
Surplus (Shortfall)	\$ 25,460	\$ 27,566	8.27%

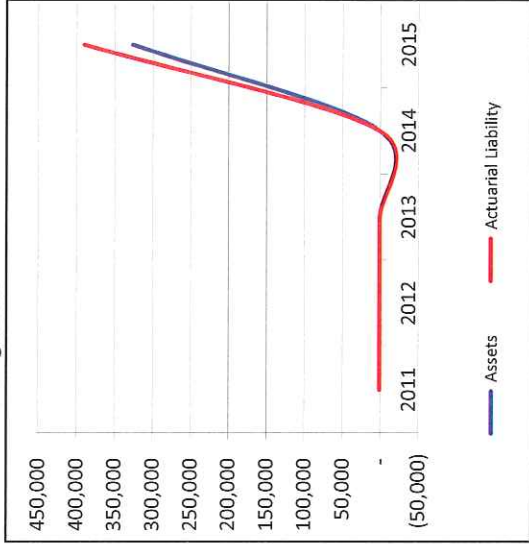
Fund balance, by component:	2014	2015	Change
Nonspendable	\$ -	\$ -	N/A
Restricted	\$ 356,714	\$ 424,034	18.87%
Committed	\$ 18,950	\$ -	-100.00%
Assigned	\$ -	\$ -	N/A
Unassigned	\$ 439,241	\$ 529,210	20.48%
Total Fund Balance	\$ 814,905	\$ 953,244	16.98%

4. Historical trends of individual components

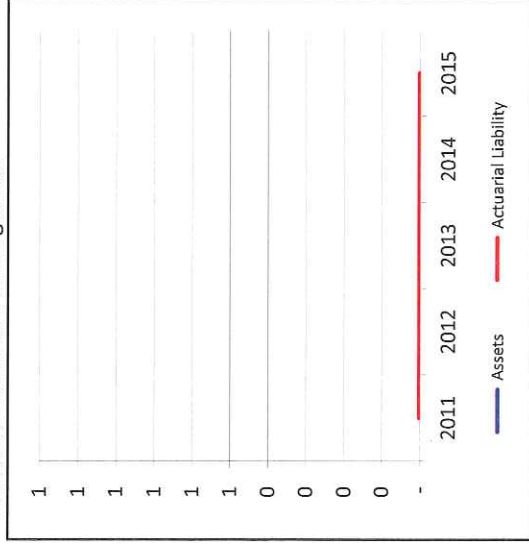


CITIZENS' GUIDE TO LOCAL UNIT FINANCES - Dryden - Lapeer

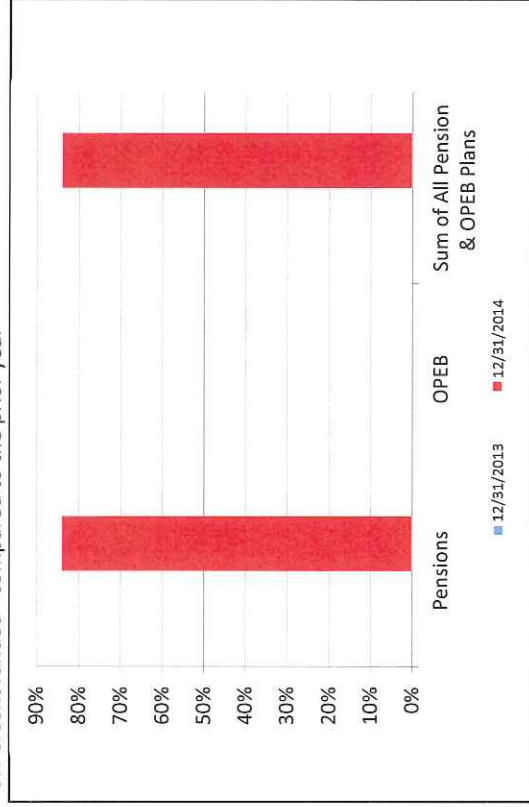
1. Pension funding status



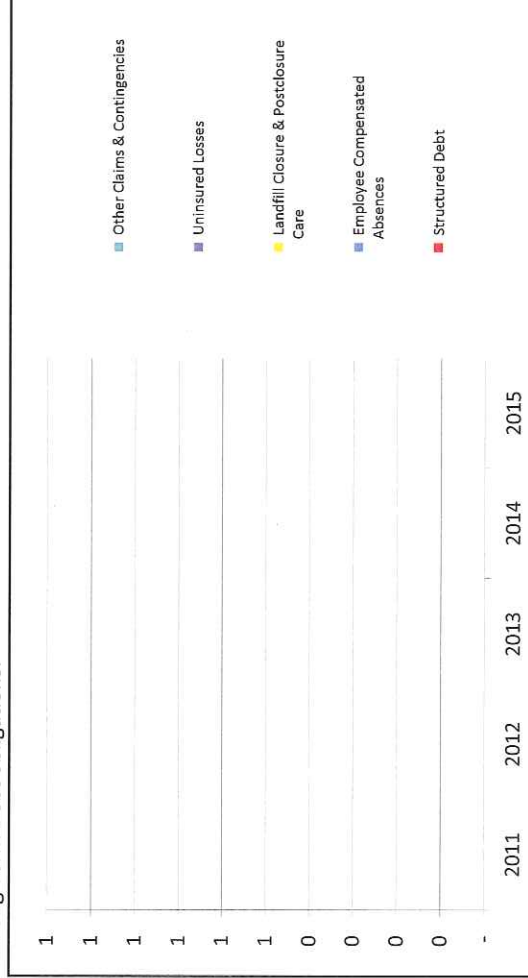
2. Retiree Health care funding status



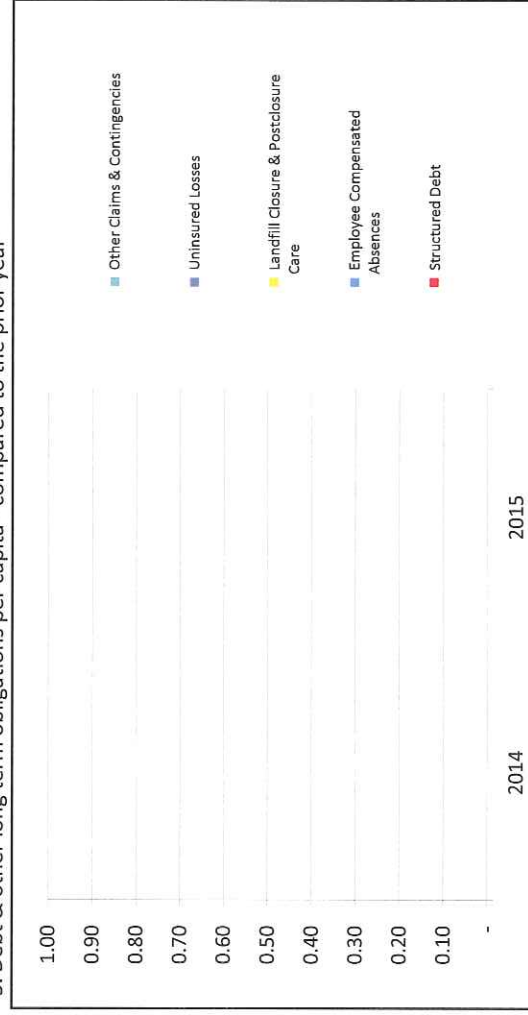
3. Percent funded - compared to the prior year



4. Long Term Debt obligations:



5. Debt & other long term obligations per capita - compared to the prior year



Commentary:

For more information on our unit's finances, contact Rande Listerman at 810-796-2291.