

Performance Analysis for DWT and FFT Based OFDM System Using LS/LMMSE Process

B LAXMI VENKATESHWAR¹ & TATI SRINIVAS²

¹PG scholar Department of ECE, College of Engineering, Osmania University, Hyderabad, Telangana, India.

Abstract- Throughout this paper, distinguish between typical [the traditional FFT primarily OFDM methods with DWT primarily based OFDM method are created in first step with some typical and non-conventional modulation ways in which over AWGN and man of science attenuation channel. the assorted riffle families area unit utilized and compared with FFT OFDM system and spotted that DWT OFDM system is best than FFT based OFDM system with all to the bit error rate (BER) performance using LS/LMMSE.

Keywords- DFT; DWT; LS/LMMSE; AWGN Channel

I. INTRODUCTION

OFDM is additionally a broadband wireless transmission system that's supported block modulation. With the wireless multimedia system applications shifting into different and many well-liked, the required bit rates unit of menstruation achieved because of OFDM multicarrier transformations. Multicarrier modulation is generally accustomed combat channel distortion and improve the spectral potency. Multicarrier Modulation schemes sub divided the information computer file into bands upon that modulation is executed and combined into the channel at exact altogether completely different carrier frequencies therefore as that information is transmitted on every of the sub carriers, such the sub channels unit of activity nearly distortion less. In typical OFDM system, IFFT (Inverse quick Fourier Transform) and FFT [5] (Fast Fourier Transform) unit of measurement accustomed multiplex the signals on and decipher the signal at the receiver frequently. throughout this method, the Cyclic Prefix is supplemental before inflicting the signal to channel. finally in riffle based mostly transmission system has stronger ability of suppressing ISI and ICI than the conventional OFDM theme. 2 sorts of modulation schemes unit of menstruation utilized throughout this paper that is typical and non-convention modulation schemes. BPSK, QPSK and QAM unit of menstruation the environment of typical modulation schemes whereas Differential BPSK and Differential QPSK unit of presenting the non-conventional modulation schemes. BPSK is that the one of the only original sorts of digital modulation. The section of the constant amplitude carrier signal transfer between zero and a hundred eighty degree. Differential PSK may even be a non coherent form of section shift keying that avoids the need for a coherent reference signal at receiver. The non coherent receivers unit of activity easy and low-cost to make, and thence unit of measuring wide used in wireless communications [10]. The QPSK may even be a structure modulation technique; it uses a pair of bits per image to

represent every section. Compared to BPSK, it's a large amount of spectrally economical however needs a lot of advanced receiver. In differentially-encoded QPSK (DQPSK), the phase-shifts unit of measure 0° , 90° , 180° , -90° admire knowledge '00', '01', '11', '10'. this sort of cryptography could even be demodulated among an identical means as for non-differential PSK however the section ambiguities may even be unperceived. QAM is that the methodology of mixing 2 amplitude modulated signals in one channel. it's going to be mingle analogy QAM or a digital QAM. Analogy QAM combines 2 amplitude modulated signals pattern constant carrier frequency with a ninety degree section distinction. adaptive channel equalizers utilize channel estimates to up the results of bury image interference. Diversity techniques utilize the channel estimate to develop a matched filter such the receiver is optimally matched to the received signal in the place of the transmitted one of the most likelihood detectors utilize channel estimates to cut back the error probability. one amongst the foremost compulsory edges of channel estimation is that it limits the implementation of coherent reception. Coherent reception wants the info of the section of the signal. this may be accomplished by practice channel estimation techniques. throughout this paper channel impulse response has been countable and compared pattern LS, MMSE and DFT /DWT based estimation techniques. The paper is organized as follows. In Section 2, MIMO system and channel estimation is explained Section 3 discusses employment DFT/DWT based totally channel estimation. Simulation and results for the performance of BPSK, QPSK, and QAM, LS, MMSE and DFT/DWT based totally techniques unit of measurement given in section four and Section 5 concludes the paper MIMO System:-

MIMO communication uses multiple antennas at every the transmitter and receiver to require advantage of the abstraction domain for abstraction multiplexing and/or abstraction diversity. abstraction multiplexing has been sometimes accustomed increase the aptitude of a MIMO link by causation freelance data streams inside an equivalent interval and band at identical time from each transmit antenna, and differentiating multiple info streams at the receiver exploitation channel knowledge relating to each propagation path.

Fig: MIMO System method

In MIMO-OFDM systems, channel state data (CSI) is crucial at the receiver therefore on coherently observe the received signal and to perform diversity combining or spatial interference suppression. The channel is very very important to the performance of diversity schemes, and extra variable

channels provide tons of diversity. Thus, therefore on notice correct CSI at the receiver, pilot-symbol-aided or decision-directed channel estimation ought to be accustomed track the variations of the frequency selective weakening channel. Among the numerous resources in MIMO multicarrier systems the flexibility assignment is claimed to the accuracy of the channel estimation.

Fourier rework based Channel Estimation:-

DFT is employed at a similar time as associate correct interpolation technique among the frequency domain once the orthogonality between coaching job sequences depends on the transmission of scattered pilots. In received signal constellation before and once channel compensation for the

OFDM system with 16-QAM, illustrating the results of channel estimation and compensation Here; illustrates the channel estimates obtained by practice LS- linear, LS-spline and MMSE channel estimation methods with and whereas not DFT technique and divulges that the DFT-based channel estimation methodology improves the performance of channel estimation.

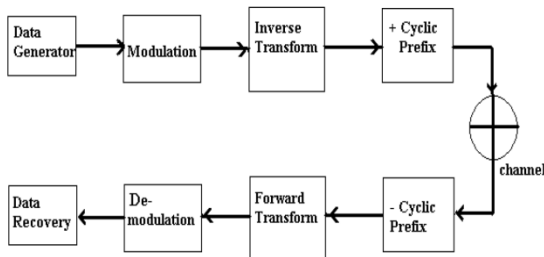


Fig.1: Block Diagram: FFT Based OFDM

Wavelet Based Channel Estimation:-

A wavelet could be a tiny piece of a wave. wherever a curved wave as is employed by Fourier transforms carries on repetition itself for eternity, a wavelet exists solely inside a finite domain, and is zero-valued elsewhere. A wavelet remodel involves convolving the signal against specific instances of the wavelet at numerous time scales and positions. Hence, moving ridge rework as a joint time-frequency domain. the everyday application fields of wavelets square measure like physical science, acoustics, engineering, sub-band secret writing, signal and image process. There square measure some sample applications distinguishing pure frequencies, De-noising signals, detective work discontinuities and cut off points, detective work self similarity and pressing pictures.

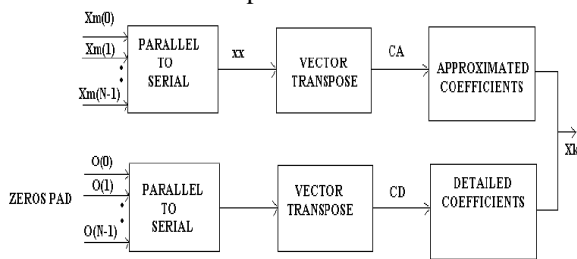


Fig.2: DWT Transmitter (The synthesis filters)

Several families of wavelets those are especially useful in practice are like HAAR wavelet, it is the first and simplest. It is the discontinuous and resembles a step function and it represents the same wavelet as Daubechies db1. Daubechies invented compactly supported orthonormal wavelets making DWT practicable. The names of Daubechies family wavelets are written as db N, where N is the order. Bi-orthogonal family of wavelets exhibits the property of linear phase, needed for signal reconstruction.

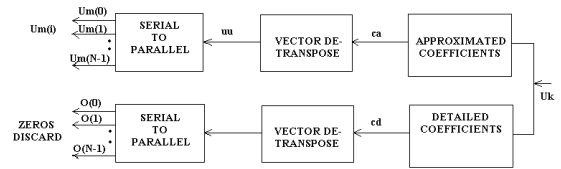


Fig.3: DWT Receiver (The analysis filters)

By practice two wavelets, one for decomposition and extra of the choice for reconstruction instead of the same single one. Reverse Bi-orthogonal is real wavelets to induce from the Bi-orthogonal wavelet pairs. distinct wavelet rework OFDM that transforms separate signal to a distinct ripple.

Simulation Result Analysis:-

Two transform ways that FFT primarily primarily based} OFDM system and DWT based OFDM systems unit enforced mistreatment MATLAB and graphical results unit found showing the bit error rate probabilities of the systems. we tend to tend to assume an ideal additive white gaussian noise (AWGN) channel. the company govt does not modification throughout one OFDM image. The sampled signal for the k-th sub channel once the receiver fast Fourier process method are written as:

$$y_k = X_k S_k + \sum_{l=k}^N (l-k) + N_k \dots \dots (1)$$

$$[k=0, 1, 2, \dots, N-1]$$

Where X_k denotes the transmitted image for the k -th subcarrier, N_k may well be a sophisticated scientist noise sample (with its real and unreal parts being freelance and identically distributed with variance σ^2) and N is that the vary of subcarriers. The second term in (eqn: 1) is that the ICI term caused by the company government. The sequence S_k (ICI coefficients) depends on the company govt and is given by:

Where ϵ the normalized frequency is offset that's that the quantitative relation between the company govt and thus the adjacent subcarrier spacing. For zero frequency offset, S_k reduces to the unit impulse sequence. we've got a bent to assume the knowledge symbols X_k 's unit freelance and identically distributed random variables (RVs). For M-array signalling, is equally attainable to assume one out of levels [15]. with none loss in generality, we have a tendency to square measure aiming to take under consideration the error rate for the zero-th subcarrier (i.e.). that the draw back at hand is to figure out, for a given image sent on the zero-th subcarrier, the probability that Associate in Nursing incorrect decision area unit created. Modulation Associate in Nursing reception in associate OFDM system area unit typically performed for all carriers together by using AN inverse distinct Fourier rework (IDFT, IFFT) and a definite Fourier

rework (DFT, FFT). On the transmit side, the transmit bit stream is computer file for the IFFT.

QAM: - performing AM or QAM can be a kind of modulation that's wide used for modulating data signals onto a carrier used for radio communications. it's wide used as a results of it offers blessings over various sorts of data modulation like PSK, tho' many kinds of data modulation operate aboard each other..

MODULATION	Bits Per Symbol	Symbol Error Rate
BPSK	1	1*Bit Rate
QPSK	2	½*Bit Rate
16QAM	4	¼*Bit Rate
64QAM	6	1/6*Bit Rate
128 QAM	7	1/7*Bit Rate
256 QAM	8	1/8*Bit Rate

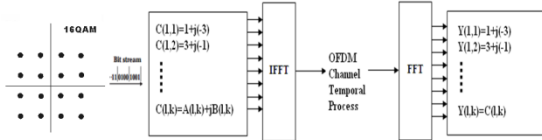


Fig:3(a): 16-QAM Modulation:-

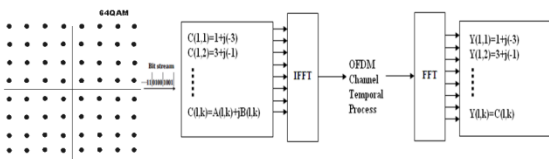


Fig.3(b): 64-QAM Modulation:-

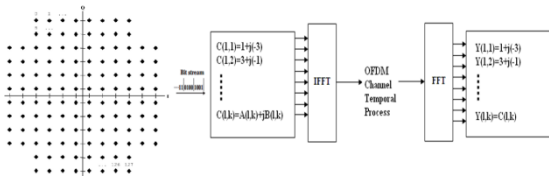


Fig.3(c): 128-QAM Modulation

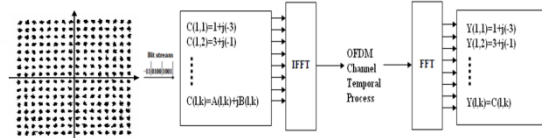


Fig:3(d): 256-QAM Modulation

Quadrature AM, QAM may be a signal during which 2 carriers shifted in part by ninety degrees ar modulated and therefore the resultant output consists of each amplitude and section variations. in sight of the actual fact that each amplitude and section variations ar gift it should even be thought of as a mix of amplitude and PM [14]. 16/64/128/256-QAM Modulation: The 16-QAM signal alphabet is that the set Δ_{16} while not loss of generality, we have a tendency to assume the transmitted image to be within the 1st quadrant; $X_0 \in$ even as with the QPSK case, the right call chance will be written as a product of the error operate. To send knowledge, the transmitter varies the amplitude and section of a carrier signal. In QAM64 there ar sixty four potential mixtures of amplitude and section for every amount of your time, or symbol, of the carrier [13]. With QAM256 there ar 256 attainable combos within the same amount - so increasing the info capability fourfold however creating it tougher for the receiver to discriminate between every signal.

While higher order modulation rates area scale ready to supply a lot of quicker information rates and better levels of spectral potency for the radio communications system, this comes at a worth. the upper order modulation schemes ar significantly less resilient to noise and interference. As a results of this, several radio communications systems currently use dynamic adaptive modulation techniques [12]. They sense the channel conditions and adapt the modulation theme to get the best rate for the given conditions. Comparison of FFT -LMMSE-OFDM with DWT- LMMSE-OFDM system over AWGN channel. The frequency domain contains precisely the same info because the time domain, simply during a completely different kind. If you recognize one domain, you'll be able to calculate the opposite. Given the time domain signal, the method of shrewd the frequency domain is termed decomposition, analysis, the forward DFT, or simply, the DFT. If you recognize the frequency domain, calculation of the time domain is named synthesis, or the inverse DFT. each synthesis and analysis may be portrayed in equation kind and pc algorithms.

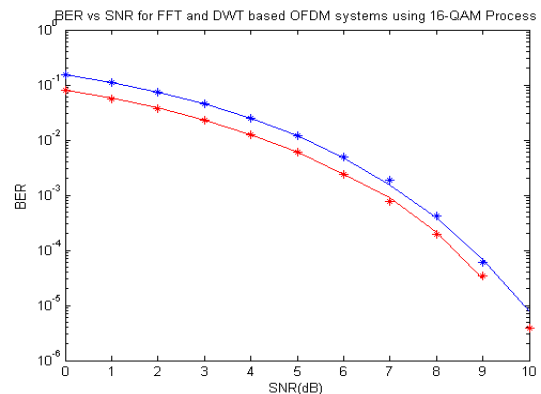


Fig.4: 16QAM Process on DFT-LMMSE vs. DWT LMMSE

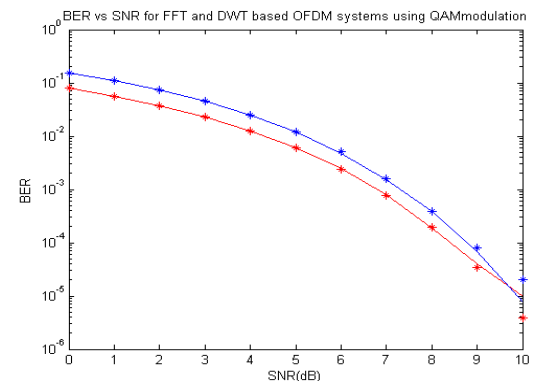


Fig.5: 64QAM Process on DFT-LMMSE vs. DWT LMMSE

The number of segments within the time domain is sometimes drawn by the variable N . whereas N can be any positive number, an influence of 2 is typically chosen, i.e., 128, 256, 512, 1024, etc. There are 2 reasons for this. First, digital knowledge storage uses binary addressing, creating powers of 2 a natural signal length. Second, the foremost economical rule for shrewd the DFT, the quick Fourier rework (FFT), sometimes operates with N that's an influence of 2. Typically, N is chosen between thirty two and 4096. In most cases, the samples run from zero to $N-1$, instead of one to N .

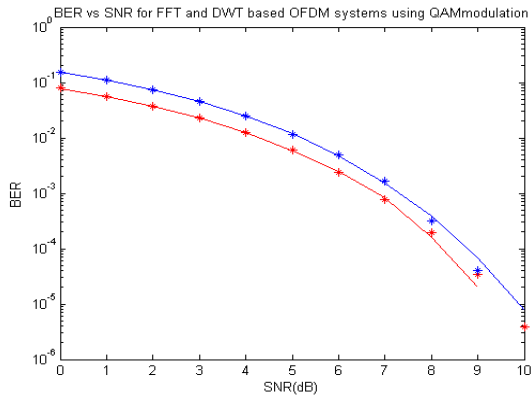


Fig.6: 128QAM Process on DFT-LMMSE vs. DWT LMMSE

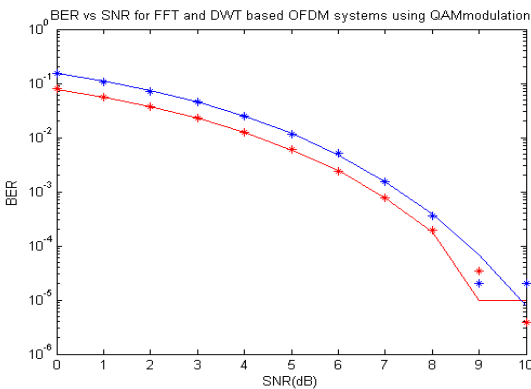


Fig.7: 256QAM Process on DFT-LMMSE vs. DWT LMMSE

	16QAM	64QAM	128QAM	256QAM
DFT-LMMSE	0.3159	1.2635	2.527	5.0539
DWT-LMMSE	0.6152	2.4602	4.9203	9.8406

Table: Comparison between Modulation Processes on DFT-LMMSE vs. DWT-LMMSE

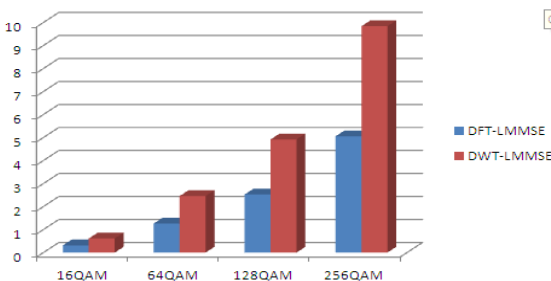


Fig.8: SNR Comparison between 16QAM/64QAM/128QAM/256QAM

II. CONCLUSION

BER performance of the FFT primarily based OFDM systems are often found over AWGN and rayleigh weakening channel victimisation totally different modulation schemes like BPSK, QPSK, QAM and Channel Equalizing on LS, LMMSE method. From the plots of the BER as a perform of the Signal to Noise magnitude relation (SNR), it will be finished that once the Signal to Noise magnitude relation (SNR) is incredibly low and doesn't have any impact on the BER however if Signal to Noise quantitative relation (SNR) magnified the BER is reduced.

III. REFERENCES

- [1]. G.L. Tuber, J.R. Barry, S.W. McLaughlin, Ye Li, M.A. Ingram and T.G. Pratt, "Broadband MIMO-OFDM wireless communications," belongs to the IEEE, vol. 92, No. 2, pp. 271-294, February. 2004.
- [2]. Jan-Jaap van de Beek, O.Edfors, and M.Sandell, "On channel estimation in OFDM systems," represented at in proceedings of Vehicular Technology, Chicago, pp. 815-819, 1995.
- [3]. B.Song, L.Gui, and W.Zhang, "Comb type pilot aided channel estimation in OFDM systems with transmit diversity," IEEE Transformation. Broadcast., vol. 52, pp. 50-57, March. 2006.
- [4]. Noh. M., Lee. Y. , and Park. H. "A low complexity LMMSE channel estimation for OFDM," IEE Proc Commun., vol. 153, No. 5, pp. 645- 650, 2006.
- [5]. Oppenheim, Schafer with Buck, Discrete-Time Signal Processing, PEARSON information, 2nd edition, 2005.
- [6]. Upena Dalal, "Wireless Communication", Oxford University press, july 2009, pp.365 – 408
- [7]. Manish J. Manglani and Amy E. Bell, "Wavelet Modulation Performance in Gaussian and Rayleigh Fading Channels", Electrical and Computer Engineering Department, Virginia, 2001.
- [8]. B.G.Negash and H.Nikookar, "Wavelet Based OFDM for Wireless Channels", International Research Centre for Telecommunication Transmission and Radar, Faculty of Information Technology and Systems, Delft University of Technology, 2001.
- [9]. S. Adhikari, S. L. Jansen, M. Kuschnerov, B. Inan, and W. Rosenkranz, "Analysis of spectrally shaped DFT-OFDM for fiber nonlinearity mitigation," Opt. Express, to be published.
- [10].S. Nakajima, "Effects of spectral shaping on OFDM transmission performance in nonlinear channels," in Proc. 16th ISTMWC 2007, Budapest, Hungary, Jul., pp. 1–5.
- [11].O. Gaete, L. Coelho, B. Spinnler, and N. Hanik, "Pulse shaping using the discrete Fourier transform for direct detection optical systems," in Proc. ICTON, Stockholm, Sweden, Jun. 2011, pp. 1–4, paper We.A1.2.
- [12].C. Xia and D. van den Borne, "Impact of the channel count on the nonlinear tolerance in coherently-detected POLMUX-QPSK modulation," in Proc. OFC 2011, Los Angeles, CA, Mar. 2011, pp. 1–3, paper OWO1.1.

AUTHOR'S PROFILE



B LAXMI VENKATESHWAR obtained B.Tech degree in Electronics and communication engineering from JNTU and M.E degree Systems and Signal Processing from University College of Engineering, Osmania University in 2015. His areas of interest are Communications, Signals and Systems.



TATI SRINIVAS obtained B.Tech degree in Electronics and communication engineering from JNTU and M.E (ECE) degree in Systems and Signal Processing from University College of Engineering, Osmania University in 2015. His areas of interest are Communications, Signals and Systems.