

TURNING A BASIC WOODEN BOX

Commentary by: John Albachten


Getting Started



Finding the Center



Laying Out the Dimensions




Preparing the Tenons



Top & Bottom Separated



Chucking the Top



Top – Inside Turned & Finished



Tenon to Fit the Lid




Checking Fit of Tenon



Turning the Outside Profile




Turning the Outside Profile



Bottom – Inside Turned & Finished



Outside of Box Turned



Parting Off the Tenon on Bottom



Jam Chuck to Finish Bottom



Finishing the Bottom



Finished Box

