


WEDNESDAY	THURSDAY	FRIDAY	SATURDAY
Mar 27	Mar 28	Mar 29-Mar 30 Double Wedding Ring with Carolyn Thomas FULL	
Apr 3	Apr 4- Private Group	Apr 5- Collage	Apr 6- Scrappy String Piecing- Strata
Apr 10- Crazy Santa	Apr 11	Apr 12	Apr 13- T Shirt Quilts with Sara Crow FULL
Apr 17- Private Group	Apr 18	Apr 19	Apr 20
Apr 24	Apr 25	Apr 26	Apr 27
May 1-	May 2- Private Group	May 3- English Paper Piecing	May 4- Scrappy Scrappy X FULL
May 8- Crazy Santa Finishing Santa	May 9	May 10	May 11
May 15- Private Group	May 16	May 17- Grid Square on Square	May 18- Grid Log Cabin
May 22-	May 23	May 24	May 25
May 29	May 30	May 31-	June 1- Scrappy
June 5	June 6- Private Group	June 7- June 8 Stars Over Abilene Quilt Show	
June 12	June 13	June 14- Stockings	June 15- Grid 60 Degree Diamond
June 19- Private Group	June 20	Feathered Star Shaula Patton 107 Oak PO Box 1388	
June 26	June 27-29 Around the Block Shop Hop	Clyde, TX 79510 325-669-6867	
July 3	Feathered Star Closed July 4-6		





Feathered Star Class Descriptions

Scrappy Saturdays 1st Sat Feb-June \$20 per class 10-2:00 (further descriptions follow)

Is using up your fabric stash on your New Year's Resolution list? These Scrappy quilt classes are for you! Each month we'll learn new how to make a new scrappy quilt (my favorites, I'm sure you've noticed!). Let me help you combine your fabrics to create beautiful quilts!

1. Feb 2- Concentric Squares
2. Mar 2- String Piecing Over Base Materials
3. Apr 6- String Piecing Strata Method
4. May 4- Scrappy X
5. June 1- Fussy Cut Scrappy Squares

On the Grid- Using Creative Grid Rulers- 4th Saturdays \$20 per class 10-2:00
(further descriptions follow)

Rulers can help your quilts look complex while actually making them much easier!

1. Feb 9- Cat's Cradle
2. Mar 16- Scrap Crazy
3. Apr 20- Hexagon Trim Tool
4. Friday May 17- Square on Square
5. May 18- Log Cabin (Regular or Curvy)
6. June 15- 60 Degree Diamond

Crazy Santas- Class \$10 per month 10-noon

For this class you need a basic knowledge of hand embroidery stitches. While you won't create a Santa that looks exactly like mine, I'll share seam treatments and wool applique patterns you can use to create your original Santa! This class assumes you will be working at home on seam treatments between classes.

1. Feb 13- Piecing Santa/ Beginning Seams
Bring *Christmas, red and green fabrics. *Sewing machine. *Muslin (2) 8" x 13"
*Perle cotton in shades of red/green/white.
2. Mar 13- Applique pieces
3. April 10- Seam Treatments
4. May 8- Finishing Santa
Bring *Sewing machine. *Polyfil stuffing *Needle and thread to match Santa fabric
*wool for beard *beaded trim, fur, cording as desired



Confetti- Friday, Mar 1- \$20 per class 10-2:00

A creative way to use bits of batik fabric. Come see my Confetti quilts/ pillows for inspiration, then create your own art! Bring a base fabric (approximately 12x12" or larger) and bits of batik scraps. You'll need rotary cutter and small Ziploc bags (for confetti).



String Piecing Over Base- Scrappy Saturday, Mar 2

\$20 per class 10-2:00

Turn your strips and strings of fabric into scrappy quilts! We'll sew samples of 2 different styles of string pieced quilts over base fabrics and paper.

Materials- *Lots of strips and strings in a variety of widths.

*6 1/2" muslin squares (about 20)



Modern Curvy Piecing- Friday, Mar 15 \$20 per class

10-2:00

Learn to create a modern quilt using free form curves!



Scrap Crazy 6" or 8" Creative Grids Mar 16

\$20 per class 10-2:00

Materials- Bring a variety of scraps! This can be assorted fabric scraps that will fit your Scrap Crazy template shapes, 6"x 44" strips of fabric, or Layer cakes! We'll also take a peek at other uses for the templates.

Double Wedding Ring with Carolyn Thomas-

Friday Mar 29 (2:00-6:00)-Sat Mar 30 10:00-2:00) \$50

You MUST have the Creative Grids #CGRDWR Wedding Rings templates (available at Feathered Star).



Collage-Friday, April 5- \$20 per class 10-2:00

Let me help give you a jump start on creating your own Fiberworks collage! I'll demonstrate the 3 basic techniques. I will send you an email about things you can do in advance to make the most of your time in class. You must purchase a Fiberworks collage pattern.

String Piecing Strata- Scrappy Saturday, Apr 6

\$20 per class 10-2:00

Turn your strips and strings of fabric into scrappy quilts!

We'll sew strata style string pieced quilts

Materials- *Lots of strips and strings in a variety of widths.

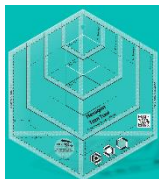
*60 degree triangle ruler



T-Shirt Quilts with Sara Crow- Saturday April 13

\$25 per class 10-2:00

Sara has made over 100 T-Shirt quilts professionally. Come let her teach you the tricks of the trade so you can complete your quilt in time for graduation (or at least Christmas LOL)!



Hexagon Trim Tool Creative Grids- Saturday, Apr 20

\$20 per class 10-2:00

This versatile ruler helps you create complex looking hexagon blocks.

We'll look at several options for centers, color placement, and settings.



English Paper Piecing- Friday, May 3- \$20 per class 10-2:00

Learn the basics of English paper piecing as we create a small coaster.

Scrappy X- Scrappy Saturday May 4 \$20 per class 10-2:00

One of my favorite go to patterns for using small scraps! Go completely random with colors or choose a specific color pallet.

Materials- Bring four 8 1/2" squares muslin and lots of scraps!

The diagonal outline strips are 1 1/2".



Square on Square Creative Grids- Saturday May 17

\$20 per class 10-2:00

This Creative Grids ruler lets you create these nested squares with accurate points.

Log Cabin (Regular or Curvy) Creative Grids- Saturday May 18 \$20 per class 10-2:00

Let Creative Grids Log Cabin rulers help you create these traditional blocks. The rulers come in 4", 6" and 8" in both original and curvy blocks.




Stars Over Abilene Quilt Show Friday June 7-Saturday June 8

Stockings- Friday, June 14 (new date) \$20 per class 10-2:00

Create stockings using 1 1/2" Watercolor Grid interfacing. Choose from a variety of layouts.

Materials- *1 yard 1 1/2' Watercolor Grid interfacing per stocking

*1 1/2" squares fabric



60 Degree Diamond Creative Grids- June 15 \$20 per class 10-2:00

Learn the tricks to create concentric diamonds with accuracy using the 60 Degree Diamond ruler

***To schedule a class-** Call the shop at 325 893-4699, email me at shaulap@featheredstarquilt.com , or send me a Facebook message on the Feathered Star page! You need to

pay in advance to reserve your spot in the class.

If you would like to schedule a class on a different date, gather 2-3 friends and we'll set a date. *Shaula Patton*

