

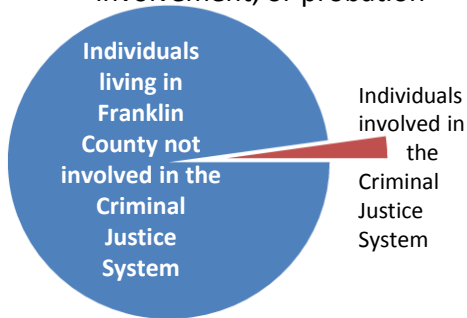
CORRECTIONS IN FRANKLIN COUNTY

Spending on the corrections system in Franklin County is immense. Look at the numbers below. There must be better use for this funding. Fixing this problem benefits us all, economically and socially.

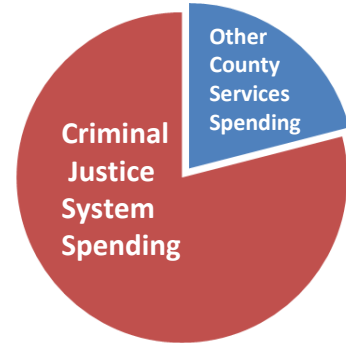
What Are The Cost to Local Taxpayers?

Franklin County - 2.3% of the population is involved through incarceration, court involvement, or probation

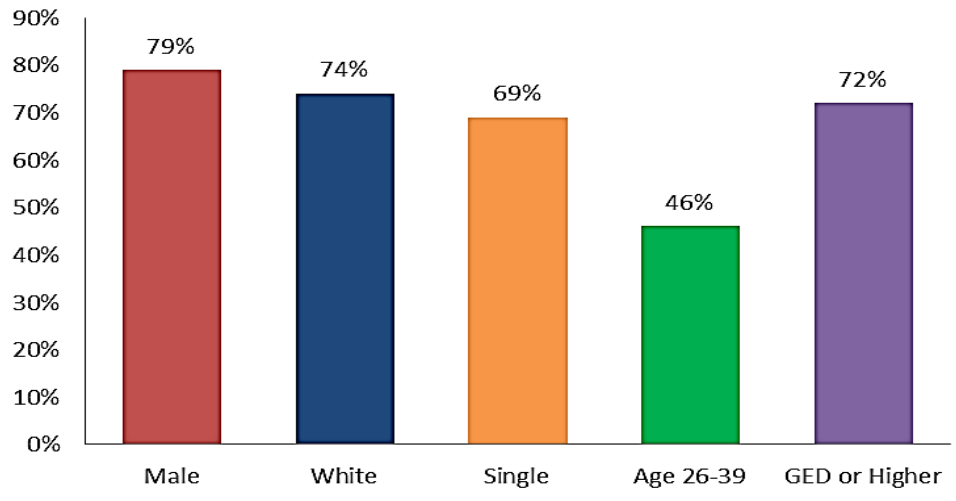
Crime, Courts, and Corrections uses 78¢ of every Franklin County Real Estate tax dollar



2.3% of the population is consuming 78% of the resources.



So Who is Incarcerated in Franklin County?



July 2016 Data, Franklin County Jail

Franklin County Incarceration Facts

50% of individuals leaving jail will return to jail (up to 80% elsewhere in the country)

35% of people in prison are there due to a DUI

Jail costs \$71 per day per inmate

65% of the jail population has a history of drug or alcohol abuse

10% of the jail population have a serious mental health issue, up to 80% have a diagnosis of anxiety or depression

Franklin Together, the Reentry Coalition, is working to change these statistics!

For more information or to get involved visit:

www.franklintogether.org or email reentry@sccap.org

