

This Bom Doe March 10th
2018

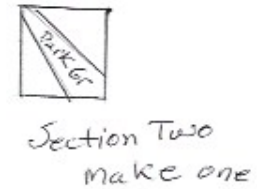
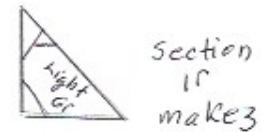
Luck of the Irish

Dark Green Print
Section 1, patch 1
Section 2, patch 1

Light Green Print #1
Section 1r, patch 1

White fabric
Sections 1 and 1r, patches 2, 3, 4
Section 2, patch 1

Make 3 paper copies *each* of foundation sections 1 and 1r and 1 paper copy of section 2. Foundation piece the sections in numerical order, pressing and trimming after each patch addition.
Sew the sections together as shown to complete the block.

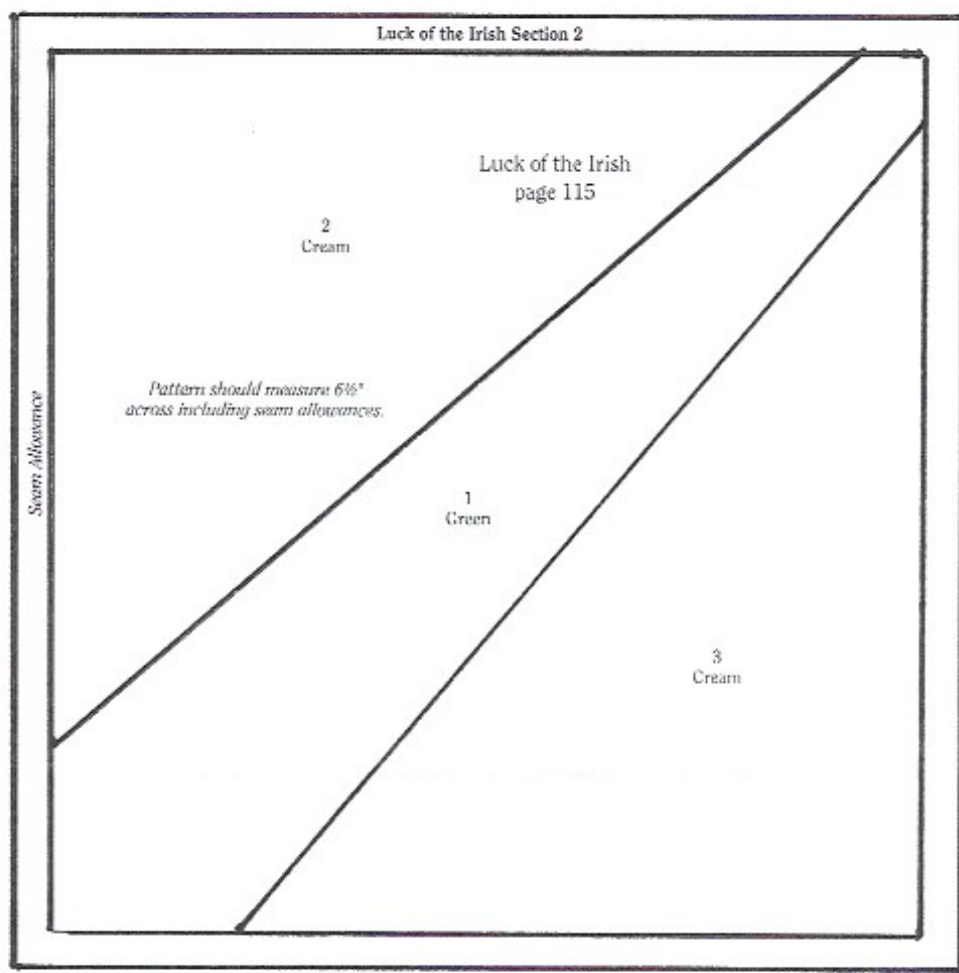


TEMPLATES

Luck of the Irish
Template

block should
measure 1"
when printed

128 page



block should
measure 1"
when printed

Luck of the Irish
2nd page

