

FWDP Newsletter

Volume 39 Issue 3 March 2022

**Fort Worth Decorative Painters is a Chapter
of the Society of Decorative Painters
Celebrating 39 Years**



FWDP President Letter

Dear Fellow Painters,

Thank you, Beth, for teaching the Garden Angel on screen. This is a very different surface and technique. It was good to stretch out of our box. Projects like this help us to develop our skills. I finished mine and am so happy with it. I am looking forward to Peggy's Ghostly Trio next. Painting on concrete is also an unusual surface. Our budget for this year was accepted at the February meeting. Sharlene has forms for both receiving money and requesting reimbursements. Put as much detail as possible on the form. When requesting personal reimbursement please provide your receipt(s) attached to the form. Please do not wait until your receipt is lost or it is December to turn in your requests. At our last meeting it was brought to our attention a need to change our meeting times to days. We have some members that do not drive at night and would prefer a daytime meeting. We also have several members that work days and would not be able to attend a day meeting. Our Chapter was founded on accommodating the working painters and the months of meeting was outlined in the Standing Rules. One suggestion is to change January and February to June and July. Or, could consider including our meeting on Zoom. I want every one to be thinking about this and what change would be acceptable in your schedule. We have a Saturday Special planned for April 9th. Please mark your calendars and keep this day set aside to be with your paint friends. Dusti will teach her Haunted House Pattern. We will need to sign up and pay at the March meeting.

Your friend in painting, Louise



| | | |
|------------------------------|---------------------------|------------------------|
| Chapter Meeting Mar 21, 2022 | Board Meeting Apr 4, 2022 | Saturday Special Apr 9 |
| 6:00 pm Social time | 6:45 pm Zoom | 9 am |
| 6:30 pm Meeting time | 7:00 pm Meeting | Crowley VFW Hall |

2022 Programs



JANUARY

Dusti Dancer
Snowman Santa
on Glass Brick



FEBRUARY

Beth Stodieck
Welcome Angel



MARCH

Peggy Thomas
Ghost Edging
Bricks



APRIL

Dora Jodoin
Alcohol Ink



MAY

Linda
McDonald
Frog and
Pumpkins



SEPTEMBER

Linda McDonald
Witches BOO



OCTOBER

Sharlene King
Santa
Paintbrush



NOVEMBER

Peggy Thomas
Candle Wraps



JANUARY
2023

Linda
McDonald
Cat and
Moon

PR - Suzane Godley

Sunshine - birthday cards were sent for March. Get well card was sent to Mary .Helen. Sympathy card was sent to Vera Hudnall's family.

Website - Is being updated. If you have some photos to add, please email them to me.

PR/Awareness - Newspaper articles are being sent out each month. Hopefully we can begin generating awareness and interest.

Thank you.

March 1 - Aisha Gilson

March 4 - Yvonne Lowrie

Happy Birthday!!

Seminar news

The Nancy Scott seminar has been cancelled due to concerns with COVID.

A determination will be made later about a seminar for next year.

Peggy's Almond Cracker Snacks

Club crackers

1/2 cup of butter

1/2 cup sugar

1 tsp. Vanilla

1/2 cup sliced almonds

Arrange a single layer of Club Crackers on a cookie sheet with sides.

In a saucepan, melt butter, add sugar and boil for two minutes; add the vanilla and stir. Pour immediately over crackers and sprinkle with sliced almonds.

Bake in the oven for 10-12 minutes at 30 degrees or until lightly browned.

Cool, break apart crackers carefully and arrange on a serving platter. (~48 crackers)

Minutes of the FWDP General Meeting of February 21, 2022

President: The meeting was called to order at 6:30 by President Louise Smith. She encouraged members to check out the Weatherford Magazine and the Burlington Magazine, both posting our meeting information.

Secretary: Corrections to the prior General Meeting Minutes was requested by Dusti Dancer who stated she **was** going to be able to get off work to teach a Saturday Special April 9th.

Treasurer: Sharlene King gave the report on our current bank balance.

Membership: Dora Jodoin related we currently have 25 members, of which 18 were present.

Programs: Peggy Thomas said the program was the Angel Banner taught by Beth Stodieck. In March Peggy will teach a Halloween design on a cement garden edging stone. She has also located a very inexpensive wood piece at Hobby Lobby that fits the size of the pattern. For those not wanting to lift the cement piece, the wooden piece is an option. She also displayed different patterns that were also designed for the garden stone. Linda McDonald will teach a Halloween frog in May.

Monthly Raffles: Sharlene King announced the evening's raffle items were donated by Carolyn Martchenke, Yvonne Lowrie, Louise Smith and Judy Wallis. Raffle winners were, Armida Guzman, LaRue Hughes, Juanita Munoz and Judy Wallis.

Service Project: Judy Wallis offered unpainted Memory Boxes to members present. She said she had re-established contact with the staff member at Cooks Children's Hospital who accepts the boxes. The staff member has once again asked for boxes to be painted with "boy" themes.

Hospitality: Jan Park said she has enough food volunteers for March and April but needs a non-sweet volunteer for May.

Newsletter: Nancy Genetti said the Newsletter deadline for the March newsletter is after the Board meeting.

Seminars: Nancy Genetti stated she cancelled the Nancy Scott Seminar and suggested waiting until next year before looking for a substitute. Louise Smith encouraged local artists to work up a Seminar.

Saturday Specials: Dusty Dancer said she would teach her Halloween project April 6th.

Sunshine: Armida Guzman related the news Vera Hudnall has advanced cancer and not expected to live a week. Louise Smith related that Bettye Stevens was the only February birthday.

Christmas Party: Dusti Dancer stated the chosen theme is "Gnome for the Holidays."

New Business: Louise Smith went over the 2022 Proposed Budget. Judy Wallis moved, Dusti Dancer seconded a motion to accept the budget as written. It was approved by voice vote of the members present.

Discussion was held on moving FWDP meetings to daytime. Louise will consult the by-laws.

The meeting was adjourned at 7:08 p.m.

Memory Boxes—Judy Wallis

Lets get painting so we don't have to say "We don't have any painted boxes". The hospital would like to have more boy related boxes.

Thank you!
Judy



2022 Board

Elected Officers

PRESIDENT – Louise Smith

VP Programs – President Elect – Peggy Thomas

Secretary – Connie Alexander

Treasurer – Sharlene King

Membership – Dora Jodoin

2022 Committee Chair

Christmas Party – Dusti Dancer, Juanita Munoz and Beth Stodieck

Hospitality – Jan Park

Newsletter – Nancy Genetti

Publicity/Website – Suzane Godley

Raffle – Armida Guzman

Saturday Specials – Dusti Dancer

Seminars – Nancy Genetti

Service Project -- Memory Boxes – Judy Wallis

Sunshine – Suzane Godley



2022 Elected Officers

March Program

Peggy's Ghost/Pumpkin/Skeleton Project (March Project)
("Bones and Friends" design from Oil Creek Originals - Diane Marie Kellogg)

Surface: 5"x12" Landscape Edger Brick available at Walmart, Home Depot or Lowes
**Could use a similar size canvas or wood piece.

Americana Paints: Antique Maroon, Bleached Sand, Canyon Orange, Dioxazine Purple, Georgia Clay, Hauser Dk. Green, Hauser Lt. Green, Hauser Med. Green, Lamp Black, Lavender, Neutral Grey, Purple Cow, Saffron Yellow, Slate Grey, Titanium (Snow) White.

Brushes: Wash 3/4", Angular 1/2", Round 5, 6, or 8. Liner 10/0. Blending Mop 1/2". These are what was suggested. Bring what you are comfortable using.

Preparation: Clean cement well. Let dry. Try to smooth out any really rough edges with a rasp or heavy duty sand paper. Paint entire edger with Titanium White or you could paint the pumpkin Georgia Clay and the rest with the White. Put the pattern on for the individual characters using black carbon paper (sturdier than graphite paper for concrete) and a stylus.

Base Pumpkin: Georgia Clay

Base Ghost: Titanium (Snow) White


Base Bones the Skeleton: Bleached Sand

Base Background areas: Lamp Black

The rest we will do together.

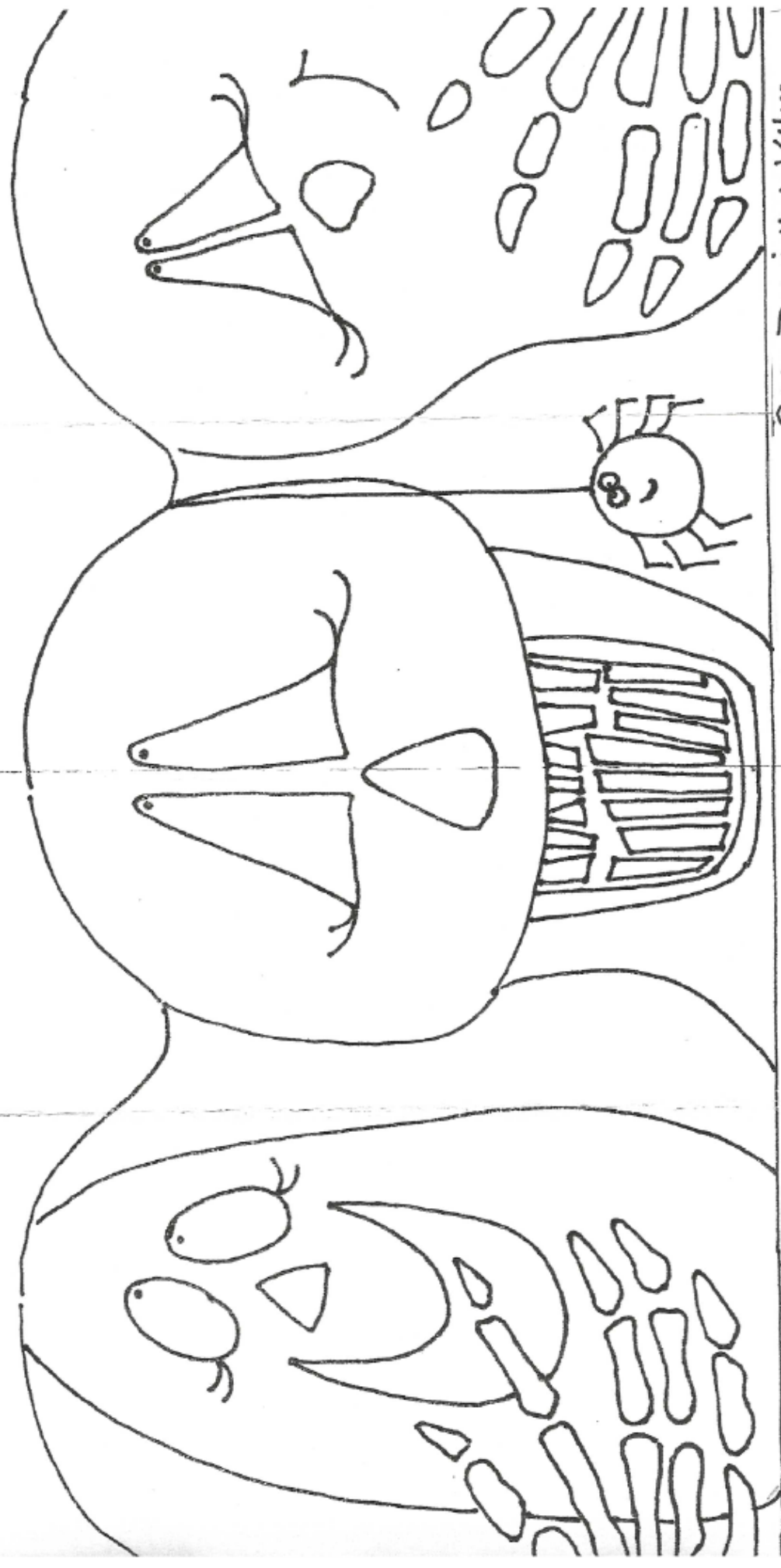


Right side - line
with hand



Top -
center

Left side - line up
with hand.



©2012 Diane Harte-Kelly

⁸ *A Few SDP Reminders*

****SDP 50th anniversary celebration will be held In Las Vegas August 7-11, 2022.**
Registration is now open.

**** Watch SDP website for designs each month by well-known artists. Your purchase of a pattern packet will support The Foundation. Our own Nancy Genetti was honored to donate a project for the museum. It was painted from a photo her daughter-in-law took from their deck in Fairbanks, Alaska. Here is a photo of it. It can be done in either Deco Art Traditions or Americana.**



SDP is also presenting 50th Anniversary ornaments. You will receive notice by email. The packets are \$10 each and will benefit SDP.

****Join SDP: An Artful Connection on Facebook if you haven't already. SDP posts lots of information on this Site**

Another Facebook page for SDP: SDP:Chaptergatherings **Check out Zoom Classes at *sdpvirtualartacademy.com* And *Decorative painters academy*


SDP presents: Women of Vision: A Conversation. Please enjoy learning about the SDP Women, whose visions and service helped evolve our painting organization. The video will be posted on the Society of Decorative Painter's Facebook page.

Raffle

Our February raffle made \$57 + another \$10 in book sales. Thank you to donors Carolyn, Louise and Yvonne. Congrats to the lucky winners!

March raffle items will be provided by Louise, Yvonne and Carolyn.

February meeting Photos





CHRISTMAS PARTY

Gnome For The Holidays!

Christmas Committee: Dusti Dancer, Beth Stodieck, Juanita Munoz

We are excited to announce our theme, **"Gnome For The Holidays"** for our 2022 Christmas Party. And we do mean HOLIDAYS, plural! Instead of Christmas In July, we're going to do Every Holiday in December! Please save the date on your calendar, Monday, December 12th, at 6pm. If you are one of our newer members and any of the following confuses you, please ask one of the Christmas Committee members and we'll help you with everything.

As usual, we will be doing Gifts of Five and an ornament exchange.

The ornament can be the surface of your choice, within the guideline of 4" to 6" inches in size. Bring out your best! Let this be the piece that showcases your special talents or interests.

Gifts of Five are to be hand painted and around the size that would fit into a lunch sack or small gift bag, any subject that you'd like. Last year's items were fabulous and we hope you'll make this year even better. The more activities in which you choose to participate, the more fun you will have!

We'll also continue with raffle items and NSSA (NOT So Silent Auction!) We hope everyone will see Dusty or Stacy to volunteer to bring one or more of these items for our only big fundraiser for the Chapter each year.

We have 6 surfaces that we need painted for our centerpieces on tables for raffle. Each table will be themed with a different holiday gnome. Tables will include **Christmas, Halloween, Spring/Easter, Valentines Day, Texas/Western and one with all holidays.** Each centerpiece will need to be a gnome done for that holiday. We'd also like to have 2-3 smaller raffle pieces, done on the surface of your choice but in one of the seasons mentioned, that we can raffle also. Those items do not need to be gnomes, just that holiday! While some members do not like bidding on the auction items, the raffle tickets are affordable for everyone. Stacy will be approaching members to ask for help and Dusti will keep the master list of what items are volunteered and what we need help with.

We also need SEVERAL items that can be auctioned for the Not So Silent Auction! Any surface and any subject is welcome. Please contact Dusti ASAP to let her know if you will be donating auction items so we can be assured of having plenty of items and plenty of room to display them.

We hope this will be different and FUN! Please let us know how you'd like to participate. We can't wait to see what you'll come up with!

SATURDAY SPECIALS

We will get an earlier start on Saturday Specials this year with the first class being on April 9th , 2022.

Saturday Specials are \$25 plus \$10 for lunch. Trust me it is well worth paying the \$10 for lunch!! We will paint from 9:00 am to 4:00 or 5:00pm and break about noon for lunch.

The first Special will be a Halloween project by Sandy Le Flore called Home Sweet Haunted Home.

Dusti will be teaching this class with Juanita's help.

This class will be start to finish on Saturday, no prep or base coating!! I will have boards at the VFW Post for you to purchase and a sample at the March meeting. The surface is \$6.

We will meet at the VFW Post in Crowley, TX
VFW Post 6872
3409 County Road 920
Crowley, TX 76036



HOSPITALITY

Thanks to all for the fabulous food at the February meeting. Peggy will submit the Almond Cracker recipe for all those that have requested.

Those that have offered to bring snacks for the March meeting are as follows:

Sweets - Aisha and Jan

Non-sweet: Louise and Stacey

Plates, utensils and napkins to be provided. If you are bringing something that needs special utensils or bowls please let Jan know before the meeting.

Remember to bring your own drink.

See you all at the meeting for Happy Painting!

Jan

April Project - Alcohol Ink with Dora

There is no prep required for this project and no need to go shopping for supplies. A kit will be available for purchase which will include your surface, inks, containers to hold inks, medicine droppers/plastic pipettes, and gloves. Kit cost will be \$10. A few things to bring for this project that most of us have around our house include blue painters tape, paper towels, plastic tablecloth, 91% alcohol in a sprayer bottle, and a couple of pages of an old newspaper or something like it that will be an added layer to protect the tables from being stained. An important note is that anyone who is sensitive to odors should wear a mask with this project as alcohol tends to have a strong odor. Also remember to wear clothing that you would not mind getting ruined in case you spill ink as it will not come out of your clothing. I look forward to teaching this project as we are all going to have fun.



Samples of what you can do with alcohol inks



IN MEMORY OF.....



Vera & Betty Jo
1994 SDP Convention



Vera & Armida 2012




1998 Annette seminar



1994 Helen Roberts Seminar



Annette Parks



2014 Saturday Special

SDP Corner and Out and About

Check out Zoom Classes at
sdpvirtualartacademy.com
And Decorative painters academy

Another Facebook page for SDP:
SDP:Chaptergatherings

Join SDP: An Artful Connection on Facebook if
you haven't already.

SDP posts lots of information on this Site

****SDP 50th anniversary celebration** will be held
In Las Vegas August 7-11, 2022. This will be a mini
conference with approximately 40 classes, 2 special
events and a trade show.

Registration is now open

SDP New Address
Society of Decorative
Painters
7450 S Seneca St
Haysville, KS 67060



Oklahoma City Painting Palooza
Show Your Patriotic Colors
Oct 22-29, 2022
Registration is now open

Wildflowers Chapter

Postponed to August—Jamie Mills Price



Contact Carol Reichelt rodcar1102@aol.com to be put on waiting list

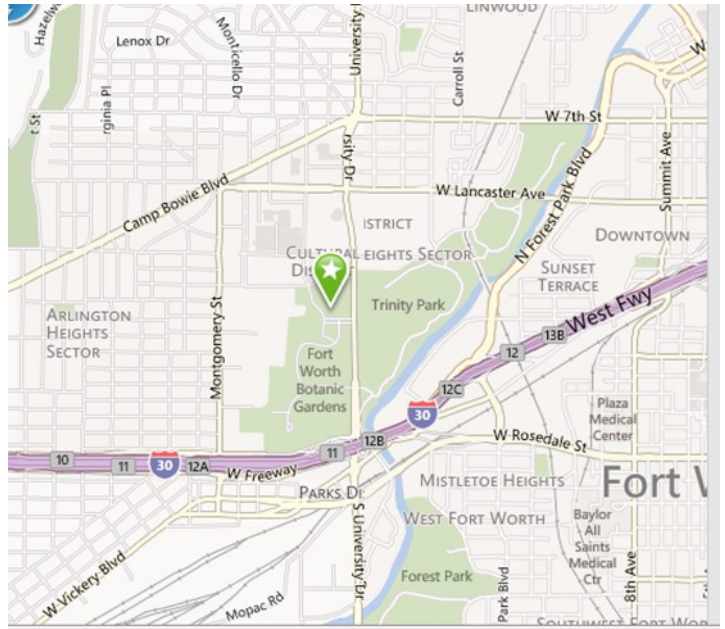
Fort Worth Decorative Painters

Nancy Genetti
Newsletter Editor
1117 Eton Drive
Richardson, TX 75080

Facebook:

Fort Worth Decorative Painters (FWDP)

www.fwdecorativepainters.com



FWDP Meets the Third Monday of February, March, April, May, September, October & November.

January Meeting 4th Monday and the Christmas Party 2nd Monday in December.

At the

**Botanical Gardens
3220 Botanic Garden Blvd.
Fort Worth, TX 76107**

2022 Dates to Remember

January 24 – Chapter Meeting
February 21 - Chapter Meeting
March 21 – Chapter Meeting
April 18 – Chapter Meeting
May 16 – Chapter Meeting
September 19 – Chapter Meeting
October 17 – Chapter Meeting
November 21 – Chapter Meeting
December 12 – Christmas Party