







The ISIP flow charts are aligned with the focus sheets and focus folders in the book, *How do I plan and teach reading groups?*
 Howdoiplanandteachreadinggroups.com

5 th Grade Flow Chart Winter to Spring-ISIP				
Step 1	Write each student's name on a sticky note indicating his or her level or tier based upon the Overall Reading score (pink for intensive, yellow for strategic, green for core, and blue for above core). <i>Use the ISIP Summary Report. If a student has an overall reading score of 2089 or above, they are in the 75th percentile or above, so write his or her name on a blue sticky note. If a student has an overall reading score between 1923-2088, write his or her name on a green sticky, and so on for yellow and pink.</i>			
If...	1817 or below Pink sticky note	1818-1922 Yellow sticky note	1923-2088 Green sticky note	2089 or Above Blue sticky note
Step 2	Sort Sticky Notes by Lexile <i>Sort the sticky notes into two piles by Lexile. If students have an 830 or above Lexile, place their sticky note in a pile on the right. If students have a 829 or below Lexile, place their sticky note in a pile on the left.</i>			
	829 or Below Lexile 		Follow the sort on the left or right	830 or Above Lexile 
Step 3	<i>Place students that have a 1904 or below on SPL in Group A</i>	<i>Place students that have a 1905 or above on SPL in Group B</i>		<i>Place students that have a 194 or below on TF in Group C</i>
	SPL 1904 or Below  Group A	SPL 1905 or Above  Group B	TF 194 or Below  Group C	TF 195 or Above  Group D
	A1 SPL 1875 or below	A2 SPL 1876-1904	If TF seems uncharacteristically high, cross check other subtests, weekly assessments (80% or above for Group D) and Lexile scores (Group C: 830L-999L, Group D: 1000L or above). 80 th percentile for TF is 195.	

These are guidelines for using ISIP data. Use your professional judgement and other data sources to place your students in groups that best meet their needs. For step 2, follow the sort on the left or right to begin with. For example: If a student is strategic (yellow) with their overall reading score and has a score of Lexile of 830, you would place the student on the right side of the chart. Then, if the student has a 1900 on SPL, you would still place them in Group C due to the high Lexile. However, you could check TF and other assessments to ensure correct placement is group C and not group B.