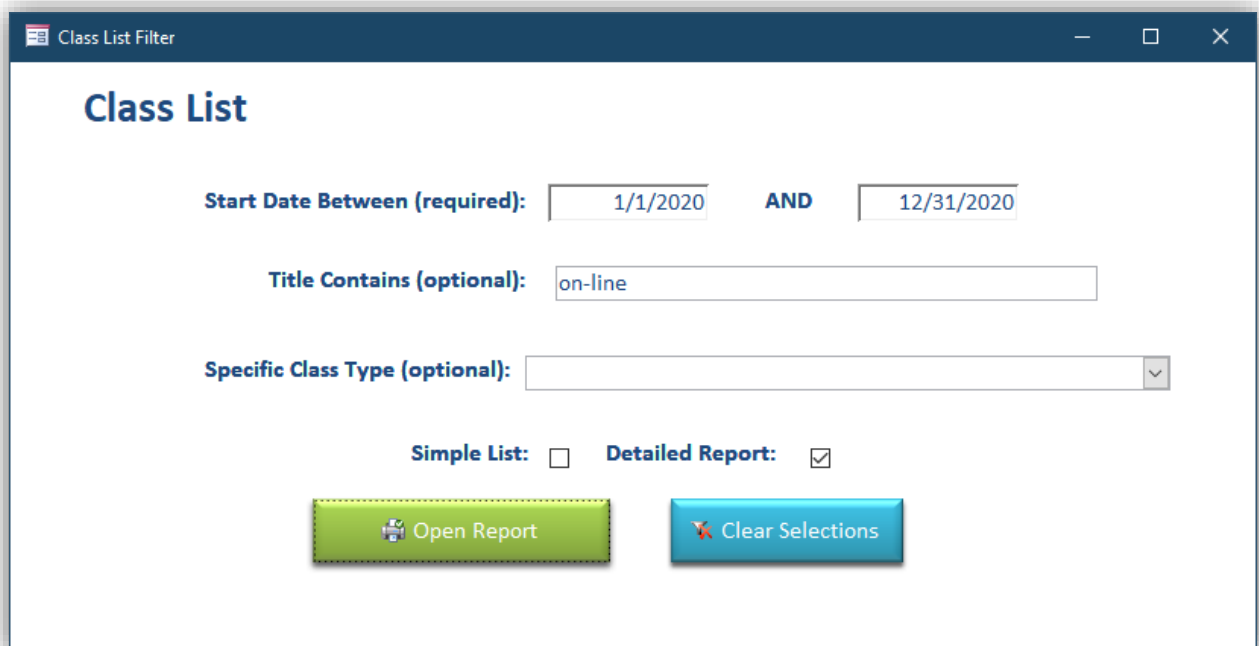


# ACE 2020 BUILD NOTES

Missing notes for Builds A.1 and A.2. These versions incorporated changes to code to make ACE compatible with both 32-bit and 64-bit versions of Access. These versions also incorporated the revisions necessary to avoid the November 2019 Access bug relating to update queries.

## Build B.3.4

- Added Subject to “Questions by Objective Criteria” report.
  - Reformatted the report for clarity.
- Reformatted the “Test Questions By Subject” report.
- Reformatted the “Questions by Objective Criteria” report.
  - Added the Subject to the report.
- Class List Filter form.
  - Added a Title Contains filter option. User can now enter a partial class title and the list will show any classes (within the date range) that contains the partial match.
  - Example:



**Class List Filter**

### Class List

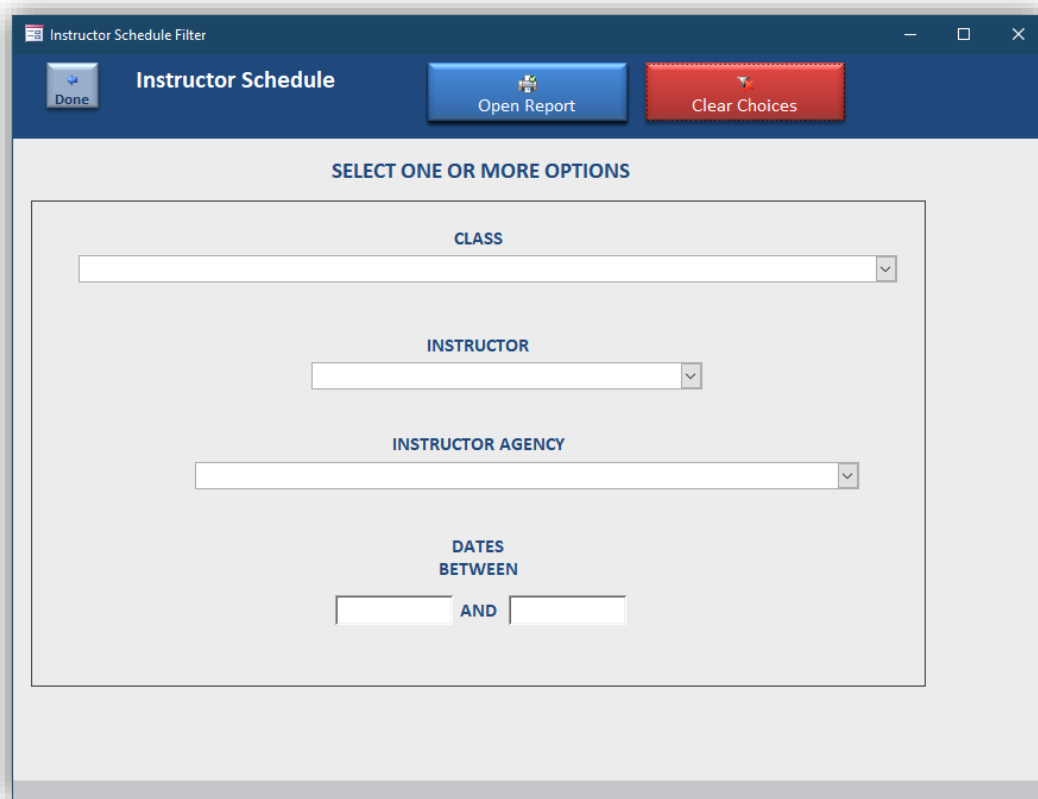
**Start Date Between (required):**  **AND**

**Title Contains (optional):**

**Specific Class Type (optional):**

**Simple List:**  **Detailed Report:**

- InstructorReportFilter form.
  - Reformatted
  - Changed query behind Class combo box to include ALL classes, not just open classes.
    - Sorted by Start Date ascending
  - Added Agency option.
  - Added the ability to filter by class and other options, not just by class.



### Build B.3.3

- Added a “View the Class Reminder” button to the ACETrack screen. This will open the reminder which I had disabled since it takes a long time to load for slower systems.

### Build B.3.2

- QQuestions query
  - Removed the “CourseID” column. This was throwing an error when the column is not present in the user’s database.

### Build B.3

- Practical Score Sheet Report (blank practical score sheet)
  - Removed three of the check boxes and retitled the labels as “P/F”
  - Added Name to the footer.
  - Added Evaluation Notes section.
  - Changed the label “Basic” to “Instructor Initial.”
- Log Practicals form
  - Remodeled the design to increase readability. Increased font sizes, readjusted controls.
  - Added a check for Date Tested when populating the records. Gave the users a chance to cancel and add a date tested. The date was in an inconspicuous location previously. Moved it to be more obvious and highlighted it.

## Build B.2

- Modified as shown below.

The screenshot shows the ACESCORE web application interface. At the top, there is a navigation bar with the ACESCORE logo and a 'Class Type' filter with radio buttons for Basic, In-Service, Instructor, Refresher, and Generic (Other). Below the navigation bar are buttons for Training Outline, View Objectives, Manage Instructors, Test Question Library, and Practical Exercise Library. The main section is titled 'GO TO TESTING AND SCORING' and contains two dropdown menus: 'Select a Class:' and 'Select an Exam:'. A 'List by:' dropdown menu is circled in red, with radio buttons for 'Open Classes' (selected) and 'Closed Classes'. A note below the 'List by' menu states: 'Note: Only classes that are still open will be shown on the drop-down list. If you need to view exams from closed classes select Closed Classes from above to change the list.' At the bottom, there is a 'UTILITIES' section with buttons for Classroom Resources, Test the Scanner, and One-Shot Testing.

## Build B.1 – 4/24/20

- TQAddEditSubform
  - Added ascending sort on Qchoice to query.
- PopupFindChoices
  - Added ascending sort on Qchoice to query.
  - Made QChoice upper case in query.

## Build A.5 – 3/9/20

- Eliminated the Reminder form on ACETrack.
- Adjusted date fields and ACE ID field on the Training Status report. Increased size.
- ClassesSubform form
  - Updated the data source to default to Open = true. This is an attempt to speed up loading.
- TraineeManagement form
  - Updated the data source from a query to the table PersonnelMaster to speed up loading.

## Build A.4.1 – 1/27/20

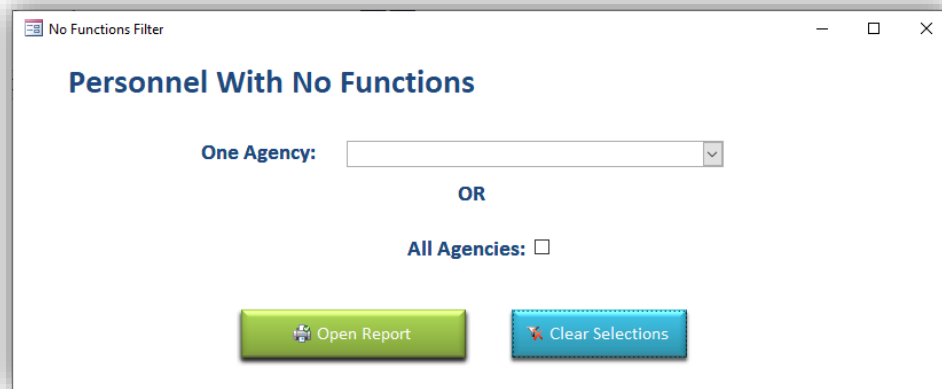
- Memorandum of Transmittal
  - Increased size of date fields.

## Build A.4 – Released 01/24/20

- Report rptNoFunctions.
  - Needed to revise the underlying queries as the test database was small but the query was too large to execute on larger databases. The new query is more effective and faster.

## Build A.3

- Report rptNoFunctions created.
- Form frmNoFunctions filter created.



The screenshot shows a web form titled "Personnel With No Functions" within a window titled "No Functions Filter". The form contains the following elements:

- A label "One Agency:" followed by a text input field with a dropdown arrow on the right.
- The word "OR" centered below the input field.
- A label "All Agencies:" followed by an unchecked checkbox.
- Two buttons at the bottom: a green "Open Report" button with a document icon and a blue "Clear Selections" button with a red 'X' icon.

- Added the new report to the menu.

ACE SYSTEM x ACETRACK Records Management x

**ACETRACK**

Done

Class Management | Trainee Management | Reports | Instructor Management | Admin/Settings | Firearms Scores | Programs/Utilities

CLASS	PEOPLE	GENERAL
<a href="#">Class Schedule</a>	<a href="#">Personnel List</a>	<a href="#">Certified/Not Certified</a>
<a href="#">Instructor Schedule</a>	<a href="#">Training Orders</a>	<a href="#">Trained/Not Trained</a>
<a href="#">Class List</a>	<a href="#">Training History</a>	<a href="#">Training Statistics</a>
<a href="#">Enrollment</a>	<a href="#">Certification Status</a>	<a href="#">Instructor Certifications</a>
<a href="#">Form 41 List</a>	<a href="#">Training Status</a>	
<a href="#">Classes by Instructor</a>	<a href="#">Firearms Scores</a>	
	<a href="#">Count by Agency of Active Personnel</a>	
	<a href="#">Personnel Without Functions</a>	