



Rocky Mountain Mustangers

The Ford Mustang Club of Colorado Springs, Colorado

June 2016

Rocky Mountain Mustangers

Volume 16 Issue 6

Hoofbeats

Rocky Mountain Mustangers
PO Box 7102
Colorado Springs, CO 80933
www.mustangers.com



From the Horse's Mouth

Vonda's View

Without a Submission from the fearless leader this will be the fill provided: Just a bunch of stuff in Picture form. In honor of RMMR these are from Last year.



Vonda's View	pg1	Trail-Hands	pg7
Current Events	pg2	Code&Contacts	pg8
From the Herd	pg3-4	On the Trail	pg9
Chuck Wagons	pg5	Application	pg10
Tack/Attire	pg6		



Heard in the Herd

The Southern Colorado Mustangers Put on a Car Show on the 4th of June and a few of our Folks took the trip down to participate. As usual our folks faired quite well and Dick Collins provided us a few words and some Pics. His report:

Reed & Rex Hilterman, Bryan Lowry, Debbie & myself (Dick Collins) went to the Southern Colorado Mustangers Car Show today (June 4). Bryan & I entered our cars; Bryan won award as Best 65-71 Shelby & I took Best in 67-68 Mustang. Beautiful day, nice drive down, good turn out of cars. Attached are a few pictures of some of the cars there. 🐾 Dick Collins

Thank You Dick Collins !! Yup, Dick stepped up and contributed.....I always prefer to publish articles and Pics from our club members, So much better than any other inserts. And, Major Kudos to Both Dick and Bryan for Job well done. Always nice to see our members Top the Charts!! ed mps



Heard in the Herd

More Filler....You Guys need to provide fodder to prevent this runaway editor issue.....Thanks to those who Provided submissions this month. BIG KUDOS to Dick Collins and Pat Germain.



Tool Review

by **Pat Germain**

To prepare for my upcoming paint job, I ordered a small masking machine. If you've ever tried to mask a car for paint with a roll of paper in one hand and a roll of masking tape in the other, you can appreciate how handy a masking machine can be. Basically, it's like a big paper towel rack that puts a line of masking tape onto one edge of the masking paper as you pull it off the roll. Most masking machines are large contraptions for multiple sizes of paper. Unfortunately, my tiny garage shop doesn't have room for such a machine. I opted for a smaller, step masking machine holding a single roll of masking paper.

The online reviews for this masking machine were all over the place. Some people reported it was a great little tool and a good value. Others said it was a useless waste of money. I figured if it was somewhere in-between, it would be worthwhile.

One consistent complaint about this tool was assembly. The reviews certainly got that right. This little machine is deceptively complex to put together. Poor quality fasteners make assembly even more challenging. One of the support bars had a threaded insert welded into each end. When I attempted to install the proper screw, the threads binned and the screw broke off inside. For the other side, I chased the threads with a tap multiple times and only then would the screw go in properly. Thus, I ended welding one end of the support bar. The other fasteners were useable, but just barely. After much trial and error and a many a busted knuckle, it finally came

together.

The assembly instructions for this tool are simplistic and almost useless. Luckily, I found instructional videos online for assembly and installing the paper and masking tape rolls. These videos were produced by the manufacturer which strongly suggests I wasn't the only person to have serious issues with putting this little beast together. So, what's the verdict? Well, after finally getting everything together, installing the paper, installing the masking tape and doing some adjusting, it does in fact seem to work. I admit I'm not yet adept at pulling the paper without ripping it. And if I

manage to pull a rip-free sheet of paper, I'm having some trouble getting the tape and the paper to tear off cleanly. However, I have managed to successfully pull all this off a few times, so it is possible. I'm hoping it gets easier as I keep using it.

If you're considering buying this tool, be sure to watch the instructional videos online and be ready for some significant assembly challenges. Then practice your technique.

I can tell you it does work pretty well as a step stool. This will likely come in handy during the paint process.

Excellent Article Pat Thank You ! FWIW The tear offs do become much easier with practice and the time savings is simply amazing ed-mps



**One Sheet of Masking Paper w/Tape
Successfully Pulled**

Chuck Wagons and Ho Downs

Calendar

JUNE

16-19-Rocky Mountain Mustang Roundup
Info rockymountainmustangroundup.org
& www.steamboatchamber.com

24-26-NSRA Rocky Mountain Street Rod
Nationals. Info: www.nsra-usa.com

JULY

2-First and Main Car Show Meet at Mimi's
Parking Lot to Depart BEFORE 7:30

4-Cruise to Cripple Creek, meeting times
and places TBD

8-Thunder in the Valley Show and Shine
and Cruise. Information at

www.thunderinthevalleyshow.com

9-Thunder in the Valley Car Show.

www.thunderinthevalleyshow.com

OCE 16-Annual Club picnic and meeting at
Bear Creek Park **Official Club Event**

17-Time Attack at PPIR www.ppir.com

30-Cruise to The Shelby Museum in
Boulder Meeting spots and times TBD

AUGUST

6-First and Main Car Show. Meet at
Mimi's parking lot to leave at 7:30am.

Let The Good Times Roll!

Keep your membership current so you can vote on the fun and important events we support. You must have current membership for our liability insurance to cover you during events. Our activities are Club Driven...So... Hop in and Help us Drive On !!

EDITORIAL POLICY

The intent of the RMMC monthly newsletter is to provide our paid membership and other interested parties with important information, articles of interest, news and editorials. All members are encouraged to provide articles, editorial opinions or rebuttals. When providing articles please keep in mind that any article containing offensive, vulgar or otherwise questionable content may be refused or heavily edited, if possible while maintaining integrity. All articles submitted are subject to possible editing principally for length and content. Readers are advised that member articles contain the opinions of the submitting member and, are not necessarily those of the general membership, board or the club as a whole.

Club Membership

Great People with Great Cars enjoying Food, Fun and Friendships. Our activity calendar is always full of Good Times. Join in Today. The more the Merrier Find Your Membership Application on the last page of this Newsletter. Print it out, Fill it in, add some Funds and send it to our PO BOX

28th Annual
Rocky Mountain Mustang Roundup
June 16-19, 2016
Register online:

www.rockymountainmustangroundup.org



Tack

Rocky Mountain Mustangers Club Merchandise



Get your club shirts. Special orders accepted, paid in advance. Please contact Bryan prior to the monthly meetings.

Tanks	\$12.00
T's	\$16.00
Long T's	\$25.00
Sweat	\$28.00
Pins	\$2.00
Patches	\$2.00
Decals	\$2.00

Ladies V-Neck T-Shirts now available!



Rocky Mountain Mustangers stitched logo apparel is now available from Lands' End

For information on how to order Rocky Mountain Mustangers club apparel from Lands' End, email Pat Germain at: pgermain@comcast.net



Trail Hands

Club Sponsors

Prime Sponsorship Space for Sale or Rent???



MufflerMasters
Colorado Springs, Co

Mike Spoelman

3015 North Stone
Colorado Springs, CO 80907
(719) 636-1087
www.mufflermasters1.com



DOUGLAS L. BERWICK
PRESIDENT

3450 N. Nevada Avenue #100 • Colorado Springs, CO 80907
P.O. Box 7286 • Colorado Springs, CO 80933-7286
(719) 632-7683 • Fax (719) 471-9660
Cell (719) 492-8330 • Direct Line (719) 389-1545
dberwick@berwickelectric.com • www.berwickelectric.com



**CLASSIC
AUTO SALES**

3874 MALLOW
COLO SPCS CO 80907
FAX: 719-599-4530
mike@casltd.net • www.casltd.net

MIKE CAHILL
719-660-6624

BUY • SELL • TRADE • CONSIGNMENT
YOUR SOURCE FOR CLASSIC AMERICAN-MADE AUTOS



repairs • sales • service

MATT MILLER
OWNER / OPERATOR
mattsradiator@yahoo.com
www.mattsradiator.com

MATT'S RADIATOR
1220 VALLEY STREET
COLORADO SPRINGS, CO 80915
719.638.6262

NEW LOCATION!
Mon. - Fri. : 8am - 5pm Saturday: By Appointment

TIRES • SERVICE • STRAIGHT TALK


DAVE ACKERMAN
Manager

6650 Camden Boulevard
Fountain, CO 80817
Phone: 719.392.4203

www.BIGOTIRES.com




BIG O TIRES
THE TEAM YOU TRUST®



Marc Short
Associate Broker

Mobile: (719) 641-1643
Marc@YourColoradoCountryHome.com

1155 Kelly Johnson # 111,
Colorado Springs, CO 80920



Club Code of Conduct

The Rocky Mountain Mustangers take pride in our Club being an organized club with monthly meetings and events. We enjoy having members of all ages participate and show their love for the Mustang, from a new car to a classic car, a show car and a race car, and up and coming cars. We have had numerous members come and go from the Club for various reasons. The Board of Directors does not want to see any of our members treat other members, or potential members inappropriately, with comments or actions. In accordance with our By-Laws, the Board of Directors will ask anyone found causing embarrassment to the Club to resign.

2016 Board of Directors**President**

Vonda Fowler
president@mustangers.com

Vice President

LeRon Cosey
vicepresident@mustangers.com

Secretary

Ross Schwyhart
secretary@mustangers.com

Treasurer

Bryan Lowry
treasurer@mustangers.com

Chairman of the Board

Terry Myers
chairman@mustangers.com

Committees**Webmaster**

Vonda Fowler
Webmaster@mustangers.com

Raffle Master

Steve Fowler
raffle@mustangers.com

Newsletter

Marc Short & Greg Perry
newsletter@mustangers.com

Cruise Controller

Reed Hilterman
cruise@mustangers.com

Rocky Mountain Mustang Roundup

Gary Watson
www.rockymountainmustangroundup.org

Good Times Car Show

Bryan Lowry
www.goodtimescarshow.com

Editorials - Found on the Trail

Best Laid Plans of Mustangers and Editors...

So it goes, a plan is made and a plot is hatched. Then, BAMMM, out of nowhere everything that could disrupt the order and progress and the Naiveté (of at least this editor) happens. It plays out like the old Batman TV Series exclamations of SPLAT, POW, WHAM! The plan lay on the floor spread all over the room. Shattered, torn, mutilated, and generally unrecognizable.

What in the world made me think I could in any way shape or form step up and in ever so matter-of-fact a way create even the simple organization of a newsletter for anyone????? Was it Just Naiveté, or something worse??? I actually believed that the activities of our members would be related in ongoing and continuous form and quantity by nearly every member as they shared the exploits of the events of the day. Who went to what event, what happened along the way, who else was there, the true life humor and exaltation related so that we all could share in the fun. We as a club have some incredible individuals in our midst. So, now, here we are. I have shared with you, all that came my way for this month's publication, and now, you will have to suffer through a story of a thing that happened to me.....


Oh so many years ago as a young un-married guy I got a wild hair and "had to" do my first true performance engine build. This would not be any ordinary "anybody could do it" kind of a thing. It was late in 1979, even the most frugal econo-box could barely summon up 30 miles to the gallon. Nothing out there reliably made one horsepower per cubic inch (an archaic term for engine size). Anything that made that sort of power simply would NOT stay together and certainly could not make fuel mileage. I had a plan. It was like this, a 67 Mustang Convertible with a 289-2v would be transformed into a 300 HP, 30 mpg (highway) automobile. Yep, I HAD a PLAN!

Back in those days mechanics were required to research in books (another archaic term for a conglomeration of written words). I was one of those guys. Only thing was, I always seemed unable to stop reading once I had the information required to simply repair the broken vehicle in the bay. I read on and considered things like specifications and how they fit together....(Yep, I am still a bit of an automotive geek) I had spied some interesting information in a number of different specification charts that told me how "Factory Guys" were getting some impressive power out of 'some' engine sizes. I found that some things were not like the everyday Hot Rodder's dreams of power. On a special few engines they were using very odd specifications that didn't fit the mold.

Heck, I never really fit the mold anyway so, why not? (Sorry, about these next bits of very geeky info) I would build a small overbore, standard stroke, short duration high lift valve train with a modest 11:1 compression ratio engine sitting under a rather rare 3 deuce intake manifold with a gated turbo muffler system. YUP!! That was the plan!! I would get 300 hp and 30 mpg!!!

Well, it didn't quite come out like that. I missed on the horsepower by about 55 horse...too many!!! Goes without saying I missed on the Fuel economy too....but only by 3 mpg, too few. Not bad for a 289 Mustang in 1980 when I completed the build.

This all goes to how things seldom come out the way we think they should. I created a nearly fire-breathing dragon that only got 27mpg, barely a year before I got married. Talk about blunders! Cathy HATED that car from there on. It would die because she over pedaled the gas on start and let off. Then it wouldn't start, flooded to kingdom come. So she would pump the pedal. Soon it was so flooded it would run the battery down and she would have to walk to find a phone and call me to come rescue her.

While it sounds like a horror story, I think we both look back on those days with a certain fondness. We were young in love and that car just added interest to our actually rather normal world. 

Road Apples are Either Fertilizer or Poo... IMHO Marc Short

If I can share this much of a somewhat embarrassing story, I am sure anything you share will be much more interesting. ed mps

P.S. What a poorly written POS....You guys NEED to Submit something ANYTHING!! Stop this Joker!!! PLEASE!!!

Rocky Mountain Mustangers Club, Inc.

2016 Membership Form

Please take to meeting or mail to:

RMMC, P.O. Box 7102, Colorado Springs, CO 80933



PLEASE PRINT

Name: _____

Address: _____

City: _____ State: _____ Zip: _____

Home Phone: _____ Mobile Phone: _____

Email: _____ Spouse Email: _____

Spouse's name: _____ Children's names: _____

When did you join the RMMC? _____ How did you hear about the club? _____

Vehicle(s):

YEAR _____ MAKE _____ MODEL _____

YEAR _____ MAKE _____ MODEL _____

YEAR _____ MAKE _____ MODEL _____

Do you have any talents? _____

What type of events do you enjoy? Popular Vote Show _____ Judged Show _____ Rallying _____ Cruising _____
Auto Crossing _____ Drag Racing _____ Road Course _____ Parades _____ Tours _____

What activities interest you? Public Relations _____ Club Relations _____ Programs/Meetings _____
Tech Presentations _____ Sponsor Development _____ Club Publications _____ Social Activities _____ Show Activities _____

Membership: The RMMC membership year runs from January 1 – December 31. **New members joining after January will have dues pro-rated at \$2.00 per month. Check or Cash ONLY.** Please make checks payable to RMMC.

Initial Membership: \$16.00 + Dues: \$2.00 per month _____ (pro-rated) = TOTAL: _____

Initial Membership reflects \$2.00 per month member dues, \$8.00 club insurance surcharge, \$8.00 initiation fee to include one club logo window sticker, one club logo patch, one club logo lapel pin, and RMMC name tag.

Renewal Membership: \$32.00 _____

Renewal Membership reflects \$24.00 member dues, and \$8.00 club insurance surcharge.

NOTE: Membership renewal is due yearly by the February club meeting. Late Renewal will result in additional \$10.00 fee.

Insurance Release Statement

I hereby understand that I am fully responsible for my automobile(s) and its contents, and agree to hold harmless the Rocky Mountain Mustangers, Inc., its members, and any volunteers from and against any claim for damage, injury, or loss to person or property which might or does arise out of participation in any club sanctioned activity. I further attest that my automobile(s) in a club sponsored event is/are covered by liability insurance as per the requirements of the State of Colorado.

Member Signature: _____ Date: _____ Your Insurance Company: _____

Information provided on this form is club confidential and not to be released without the club member's knowledge and permission