

The September 2017 Newsletter Gardens Gate



Port St. Lucie
Botanical Gardens



HELP PORT ST. LUCIE NAME ITS NEW RIVERFRONT PARK

The plans for the City's new riverfront park feature all the elements of a showcase project: Waterfront dining, a children's play area, historical structures, boardwalk, access for boaters, amphitheater, connection to conservation land and canoe launch.

But the plans and proposals are missing one important item -- an official name.

The City is asking residents to help us name this park, which is expected to become a premier Treasure Coast waterfront destination on the west side of Westmoreland Boulevard, just south of the Port St. Lucie Botanical Gardens. Proposed names can be submitted until, Wednesday, Sept. 20, 2017



[Continued on Pg 4](#)

Contents

President's Message
Board & Committees
Video Of The Month
Become A Vendors For BOOTanical
Out & About with The Gardens

[Pg2](#)
[Pg2](#)
[Pg2](#)
[Pg5](#)
[Pg6](#)

September Calendar
Become a Member Today
Join The Veterans Garden Program
September Planting Calendar
What's Flowering & Edibles to Plant
Help Fight Citrus Greening
Garden Center Update
Can You Dig
Upcoming Events
October Community Trunk Sale

[Pg15](#)
[Pg16](#)
[Pg17](#)
[Pg20](#)
[Pg21](#)
[Pg22](#)
[Pg24](#)
[Pg26](#)
[Pg29](#)
[Pg32](#)

Reminder

**HERBS, VEGETABLES & MORE
PLANT SALE • SEPTEMBER 23RD
9:00AM - 1:00PM**



2410 SE Westmoreland Blvd.
Port St. Lucie, FL 34952
Phone: 772.337.1959
Fax: 772.237.5952
E-mail: info@pslbotanicalgardens.org
Web: www.pslbg.org
Hours: Wednesday - Saturday 10am - 4pm
Sunday Noon - 4pm
Closed Monday, Tuesday & Holidays
Suggested Donations:
Adults \$5
Students \$2
Children 12 & Under Welcome
Free for FPSLBG Members and
Active Military with family (IDs required)

Mission Statement . . .

Friends' mission is to create and maintain a beautiful, serene sanctuary in the center of Port St. Lucie that is environmentally sound and naturally diverse and to provide educational, cultural and recreational opportunities for all who visit.

Officers & Directors . . .

President:	Joleen King
Vice President:	Illona Christie
Secretary:	Melinda DeMarco
Treasurer:	Cheri Mabry
Directors:	Mike Alexander Heather Furnari Brenda Gustafson Judy Nash-Wade Jeffrey Policar Glenn Ryals Tim Sutton

Administrative
Assistant: Claire Clark

Standing Committee Chairs . . .

Election Committee:	Stephanie Alessandrini-Giarraffa
Finance Committee:	Cheri Mabry
Gift Shop Committee:	Mike Alexander
Horticulture Committee:	Brenda Gustafson
Membership & Volunteer Committee:	Illona Christie
Resource Development Committee:	Melinda DeMarco
Strategic Planning Committee:	Glenn Ryals

Newsletter...

Editor: Judy Nash-Wade
Design: Mark Barnes

The Port St. Lucie Botanical Gardens is managed and operated by Friends of the Port St. Lucie Botanical Gardens, Inc. The Friends of the Port St. Lucie Botanical Gardens, Inc. receives no funding from any government agency. Your admission donations help us maintain and grow The Gardens.

PRESIDENT'S MESSAGE...

September at the Gardens begins a gentle build up to Fall activities as the weather begins to cooperate. One September event not to be missed is the Keep Port St. Lucie Beautiful Give-a-Tree Spread-the-shade Tree Giveaway for homeowners featuring desirable and native trees for our landscapes. This program is a cooperative between Keep PSL Beautiful, the PSL Parks & Recreation Department and the St Lucie County Master Gardeners. Learning how to care for your newest landscape addition is an important part of the Give-away, helping insure the tree's successful future. Mark that Saturday on your calendar, join us early in the day, and gift yourself with a tree for your landscape. And while you're here, enjoy our beautiful Botanical Gardens!



**Joleen King
President**

VIDEO OF THE MONTH





PORT ST. LUCIE

CIVIC CENTER

ELEGANT • FULL-SERVICE • EVENT FACILITY

9221 SE Civic Center Pl PSLCivicCenter@cityofpsl.com
Port St Lucie, FL 34952 www.cityofpsl.com/civic
772-807-4488



PORT ST. LUCIE
PARKS &
RECREATION



THE SAINTS

At Port St. Lucie Golf Course
www.CityofPSL.com/Golf

2601 SE Morningside Blvd. • (772) 398-2901
Port St. Lucie, FL 34952 • Fax: (772) 398-2778

Welcome to All Garden Goers...

This month our
Jazz Jams will be held on
September 13th
& **September 27th**
starting at 6:30 pm

JAZZ JAMS

At The Gardens

Donation \$6 per person.
Gardens & Jazz Society
Members \$5 per person.

Sponsored by the
Fort Pierce Jazz & Blues Society

The 19th Hole at the Saints


Restaurant & Banquet Hall

772-337-0180

Carl Bussett/Rick Aslin
Proprietors

& Sandpiper Room

2601 SE Morningside Blvd.
Port St. Lucie, FL 34952



Making You & Your business Look Great

772.801.8800

Mark@MarkBarnesMusic.com

Business Card Designs
Logo Designs
Graphic Designs
Specialty Cards
Real Estate Ads & Designs
Video Home Tours
Basic Web Sites
Copyright Services
ASCAP & Music Site Setup
QR Code Design
Video Bios and Resumes
Power Point Presentations
Virtual Assistant
Real Estate Services

at <https://www.surveymonkey.com/r/Riverfront-Park>. Name suggestions also can be emailed to media@cityofpsl.com. Tell us the perfect name, and you could make Port St. Lucie history!

“PSL, we are building a waterfront park that is likely to be a special destination and community landmark,” said Port St. Lucie Mayor Greg Oravec. “Help us start this off right by helping us find just the right name. Please submit your suggestion today and ask your friends and neighbors to do the same.”

The survey contains a brief history of the park site to help residents brainstorm name ideas. Those who submit a name are asked to give a brief explanation of their name, but the explanation is not required. In-depth information on the plans for the park, along with project timelines, proposed park budgets and milestones, is found at <http://www.cityofpsl.com/cra>.

After Wednesday, Sept. 20, 2017, a park naming committee will narrow the suggested names down to 10, and citizens will then be able to vote on their top choice. Public voting will be encouraged through a variety of ways, including a campaign kick-off event at Rivernights at the site of the future park on Thursday, Oct. 12, 2017.

The top five names with the most votes will be presented to the City Council for selection during the first Council meeting in December. The City plans to announce the new park name by the end of the year. The first phase of the new park is tentatively scheduled to be completed in the Summer of 2018.





2410 SE Westmoreland Boulevard
Port Saint Lucie, FL 34952
772.337.1959

www.PSLBG.org
info@pslbotanicalgardens.org

Attention: all Civic groups, garden societies, homeowners associations, local businesses, et al. Join the Friends of the Port St. Lucie Botanical Gardens this Halloween for a public "Trick or Treat" among the trees. We need your organization to join us in this fun 2.5 hours of welcoming the Ghouls and Goblins of Port St Lucie for trick or treating and a Haunted Hayride at the Gardens in a safe, controlled, no-cars atmosphere.

Who's invited? Children, ages 0-13, in costume and their parents. **No admission - this is a free event.**

What does your group have to do? Claim table space somewhere in the Gardens, set up a table, decorate as much as you'd like, staff your table with costumed volunteers who enjoy (and perhaps miss) the joy of Halloween and the costume parade we all remember from Halloweens past. And bring lots of candy! Your organization will be responsible for having sufficient candy, snacks or treats for up to an estimated 1500 little ghouls and goblins.

Your area in the Garden is **FREE**. Your group must supply their own table. We have a limited supply of 8 ft. and 6 ft. tables available at \$25 each, first reserved, first served.

Are you an HOA, 55 and older? Miss seeing the children? Are you a City Department that would like to adopt a site to be manned by co-workers? A garden society of retired grandparents whose grandchildren are miles away, and are missed? Are you a local business that recognizes an opportunity for team building and community outreach? A civic group or club, looking for a fun, simple new event on your Fall calendar? This is an event for you!



TUESDAY • OCTOBER 31, 2017



Trick or treating will begin at 5:00 and end at 7:30 pm. Parents, accompanying their children will be required. No children without parents will be allowed on Garden property. Sunset on October 31st is 6:38 pm in Port St Lucie FYI. This is designed to be an evening/twilight event.

Please give this opportunity your attention; talk with friends and neighbors, decide to commit to this new Community event, and send us your commitment via email. Event will be advertised through the Gardens website & newsletter, on-line calendars, community radio and more.

For more Information or to register, please call Claire Clark at 772.337.1959.

Out & About



With The Gardens

Sighted in The Gardens

Protect Pollinators Postage Stamps



Louise Carnevale
accompanied by her friend

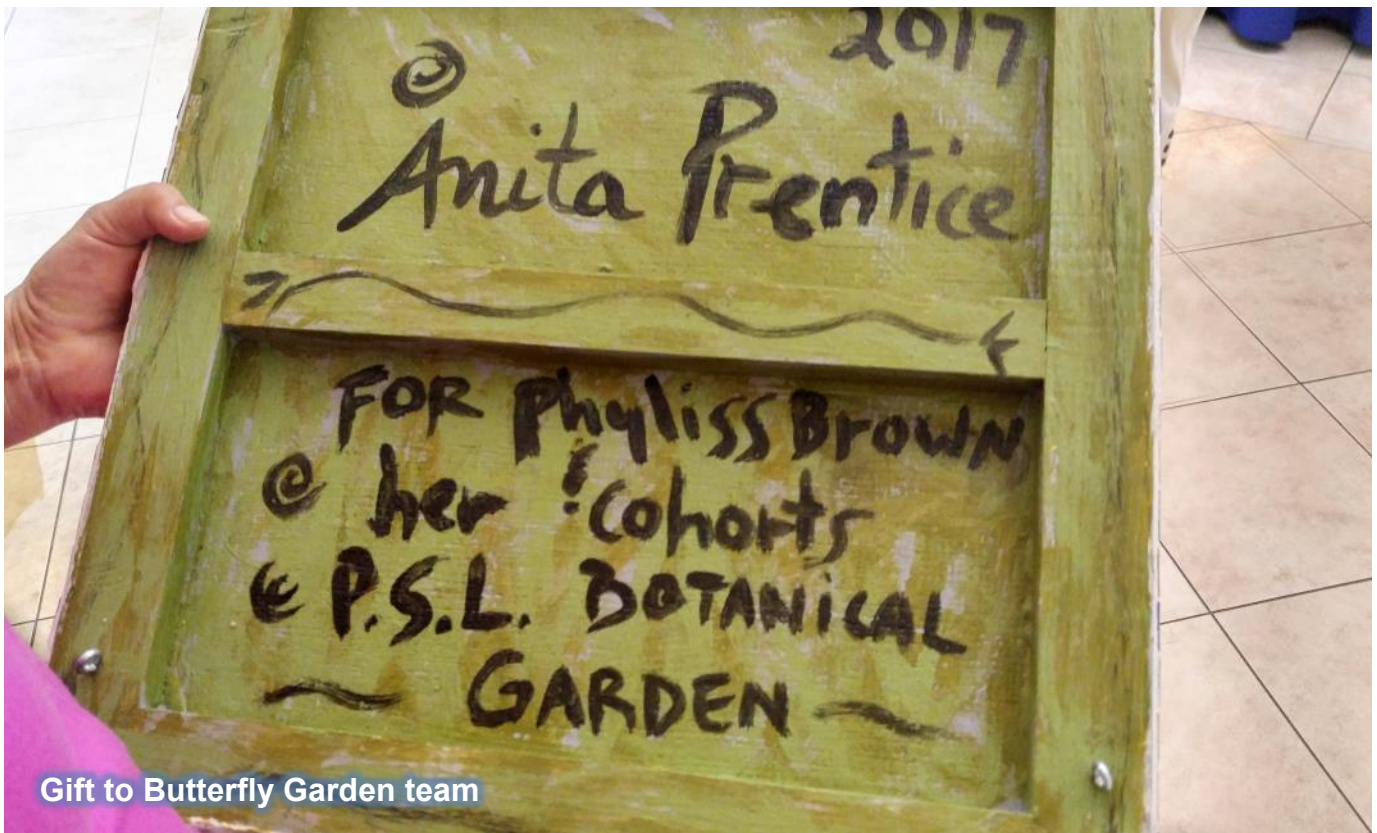
Louise Carnevale who lives in Stuart will
be celebrating her 103rd birthday this
November enjoys coming to the garden.



Anita Prentice presents
placque to Phyllis Brown

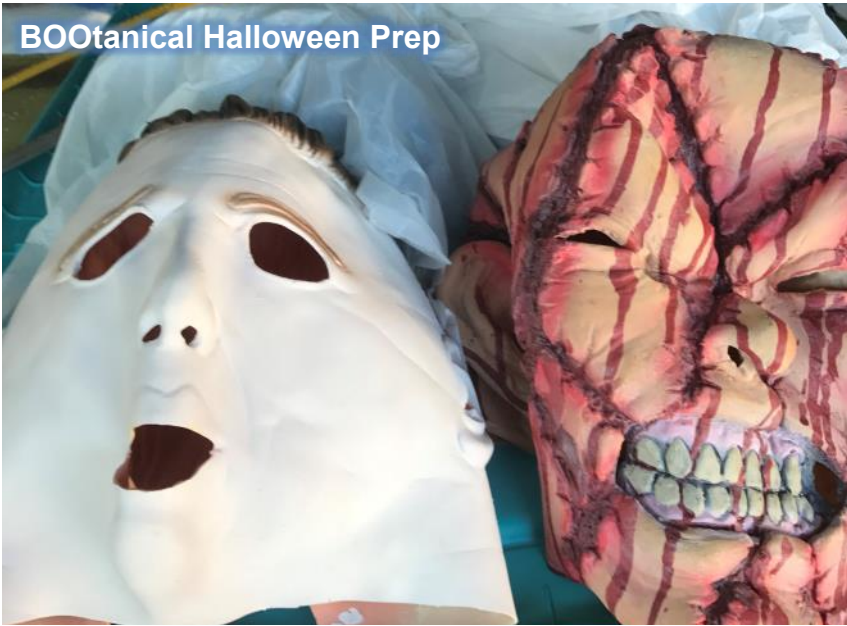


Arrangement by Paul Renwick



Gift to Butterfly Garden team

BOOtanical Halloween Prep



BOOtanical Halloween Prep



BOOtanical Halloween Prep



BOOtanical Halloween Prep



BOOtanical Halloween Prep



BOOtanical Halloween Prep



BOOtanical Halloween Prep



BOOtanical Halloween Prep



Melinda at the Chamber Expo

EXPERIENCE COUNTS – AND SAVINGS ADD UP



Find out about the **Competitive Rates** and **Special Benefits** available through the AARP® Auto Insurance Program from The Hartford.

Ready to learn more? Contact our agency now:

POST INSURANCE



SEE HOW MUCH YOU COULD SAVE!
Call today for your **FREE, no-obligation quote:**

772-878-8184

POST INSURANCE

146 NW Central Park Plaza, Suite 102
Port St. Lucie, FL, 34986

info@insurewithpost.com
www.InsureWithPost.com



Jazz at The Gardens



Future Jazz Lover

Visitor Photos





Photo by Friend Wayne Goldenberg



Monarch Caterpillars



Young Visitors



Hort Club Sign up table



Who Am I

GROW VEGETABLES

ORGANICALLY GROWN



**FREE
CLASSES**

Complete List Of All Classes At
www.pindersnursery.com
Must Register Online

**Pinder's
Nursery**
Palm City, Florida



**Mon-Sat 9am - 5pm
Sun 10am - 4pm**

Since 1975, Locally Owned & Operated
5500 SW Martin Hwy. Palm City

...growing flowers, food and friendships!

772-781-8085

September

Calendar of Events

2 nd	BOOtanical Halloween Committee Meeting	10:00 - 11:30 am	All Welcome
6 th	Intermediate Spanish Classes	10:00 - 11:30 am	All Welcome
6 th	German American Club Board Mtg.	2:00 pm - 4:00 pm	Members Welcome
7 th	German American Chorus Rehearsal	2:00 - 4:00 pm	Members only
11 th	Rio Lindo Board Meeting	10:00 am - 12:00 pm	Members Only
11 th	FPSLBG Board of Directors Meeting	4:30 pm - 6:30 pm	Members Welcome
12 th	PSL Orchid Society Meeting	12:00 - 3:00 pm	All Welcome
13 th	Intermediate Spanish Classes	10:00 - 11:30 am	All Welcome
13 th	Ft. Pierce Jazz & Blues Jazz Jams	6:30 - 9:30 pm	\$6 Donation, \$5 Members
10 th	PSL Angler's Meeting	5:30 - 9:30 pm	All Welcome
16 th	Keep PSL Beautiful Tree Giveaway	8:00 - 11:00 am	All Welcome
16 th	Rockin for Jacob (Northwest of the Hibiscus Garden)	4:00 - 5:00 pm	All Welcome
17 th	South Fla Daylily Society Meeting	2:00 - 4:00 pm	All Welcome
20 th	Intermediate Spanish Classes	10:00 - 11:30 am	All Welcome
21 st	German American Chorus Rehearsal	2:00 - 4:00pm	Members Only
21 st	TC Rare Fruit Club Meeting.	6:00 - 9:30 pm	All Welcome
22 nd	Military Veterans Horticulture Program	10:30 am - 12:00 pm	All Welcome
23 rd	Herbs, Veggies & More Plant Sale	9:00 am - 1:00 pm	All Welcome
23 rd	TC Bonsai Society Meeting	10:00 am - 12:00 pm	All Welcome
25 th	Rio Lindo Garden Club Meeting	12:45 - 3:30pm	All Welcome
27 th	Intermediate Spanish Classes	10:00 - 11:30 am	All Welcome
27 th	Ft. Pierce Jazz & Blues Jazz Jams	6:30 - 9:30 pm	\$6 Donation, \$5 Members
28 th	SLW Garden Club Annual Potluck	11:00 am - 3:00 pm	Members Only
29 th	FFGC District X President's Lunch & Learn	9:00am - 1:00 pm	Members Only

Are you a Member of Friends? Friends Membership is...



Horticulture



Education



Preservation



Community



Become a Member of a Growing Community...
Friends of the Port St. Lucie Botanical Gardens, Inc.



**Click Here to
Join or Renew Your
Membership Today**



Veteran Horticulture Program



On September 22, 2017, the Port St. Lucie Botanical Gardens will proudly welcome the beginning of a horticulture and gardening program for Veterans. The project is a collaborative effort with the American Red Cross - Service to the Armed Forces and the St. Lucie County Master Gardeners.

An important activity of the September 22nd Welcome and Information gathering will be

learning from our Vets what horticulture related interests they have, including workshops, activities, volunteer opportunities and practical uses for their horticulture expertise and efforts.

Program activities will include educational hands-on workshops, opportunities to interface with other Veterans and friends of gardening, and opportunities for volunteer community service. The initial organizers, an effective mix of Military Vets, Family Members, and Supporters are busy now with planning, scheduling, and resourcing.



If you are a Vet interested in attending and/or working with this program or if you are a community member that can otherwise support it, please email Judy Nash-Wade at judy.nash-wade@redcross.org.

Remember: **September 22, 2017 10:30 – noon.** Meet, greet, learn, plan, share light refreshments, and get ready to grow with us!



THANK YOU!



Thank you, Margie Wilson, a longtime member who donated many cuttings and seeds to PSLBG propagation. We enjoyed our afternoon at your home collecting some unusual plant cuttings. →

← Sparkie and volunteer Terri Walden carrying in lots of plants, to include, bromeliads and orchids and more to come. Thank You Sparkie for your very generous donations. One of our Vietnam Veterans still giving!



Thank You, Thank You! You're all helping to make our propagation area grow so fast. We've doubled our plants and sales thanks to the support of our members, volunteers and generous donations. Keep them coming!

Thanks, For the donation of so many pots for propagation. Keep them coming. We still need 1-gallon pots so drop them by anytime.

For all the rain Lilly bulbs. What a treat it was to find them on the bench. They will certainly be enjoyed and added to our plant sales if there not all sold before.

And, the bromeliads that were dropped by. We have them all potted for our upcoming plant sale on August 26.

It's always such a treat to show up in the propagation area and find some new plants and cuttings. Be sure to find a bucket and stick them in some water in case we're not there in time to propagate.

Brenda Gustafson, Horticulture Chair

JAZZ JAMS

AT THE GARDENS



Wednesday

September 13th & 27th

6:30 - 9:30 pm

Presented By



  "like" us on
facebook

**VISIT OUR
WEBSITE** 



Connect. Integrate. Simplify.

Technology for every workplace delivering advanced functionality, ease of use and peace of mind.

TOSHIBA
BUSINESS SOLUTIONS



Pleased to be in
your office

Proud to be in
your community

**THINK OF US AS YOUR OFFICE
SOLUTIONS PARTNER!**

**Toshiba Business Solutions
Proud To Sponsor
Friends of the
Port St. Lucie
Botanical Gardens**

It's not just a slogan; they're words we live by. Our local Toshiba team lives in this community just like you. Let us help you save as much as 40% on your document management needs.

To learn more please contact:

Daniel Pimpo

772-402-4878

daniel.pimpo@tbs.toshiba.com



Lets
grow
together



University of Florida IFAS Extension Central Florida Gardening Calendar — September

What to Plant

Annuals/Bedding plants: The hottest days of summer limit planting to heat-tolerant vinca, coleus, salvia, and celosia. **See Annuals:** http://edis.ifas.ufl.edu/topic_annual_landscape_plants

Bulbs: Aztec lily, butterfly lily, walking iris, and spider lily can be planted any time of the year, even late summer. **See Bulbs for Florida:** http://edis.ifas.ufl.edu/topic_bulbous_flowers

Herbs: Herbs that can be planted from plants (not seeds) include bay laurel, ginger, Mexican tarragon, and rosemary. **See Herbs:** http://edis.ifas.ufl.edu/topic_herbs

Vegetables: Start planting eggplant, okra, peppers, pumpkin, squashes, and tomatoes for the fall garden. **See Vegetable Gardening in Florida:** http://edis.ifas.ufl.edu/topic_vegetable_gardening

What to Do

Palms: Check older fronds for yellowing as it may indicate a magnesium or potassium deficiency. Apply an appropriate palm fertilizer. **See Palm Nutrition and Fertilization:** http://edis.ifas.ufl.edu/topic_palm_nutrition

Vegetables: Solarize the vegetable garden for 4–6 weeks in preparation for fall planting if not done in July. **See Soil Solarization:** http://edis.ifas.ufl.edu/topic_soil_solarization

Poinsettias: Pinch back poinsettias and mums before the end of the month to allow time for buds to form for winter bloom. **See Poinsettias:** http://edis.ifas.ufl.edu/topic_poinsettia

Ornamental plants: Fertilize those plants that show signs of deficiencies. Rapid growth and leaching rains may result in nutrient deficiencies in some plants. **See Nutrient Deficiencies (Landscape Plants):** http://edis.ifas.ufl.edu/topic_nutrient_deficiencies_landscape_plants and **Landscape Fertilization:** http://edis.ifas.ufl.edu/topic_landscape_fertilization

Fertilizer Bans: Numerous municipalities in south Florida prohibit the application of fertilizer to lawns and/or landscape plants during the summer rainy season (June–September). See if such an ordinance exists in your area.

Annuals/Bedding plants: Remove spent blooms, cut back, and fertilize flowering annuals and perennials to extend the bloom season into the fall months. **See Annuals:** http://edis.ifas.ufl.edu/topic_annual_landscape_plants and **Perennial Landscape Plants:** http://edis.ifas.ufl.edu/topic_perennials

WHAT'S FLOWERING in Florida? SEPTEMBER

NORTH
CENTRAL

- Yellow Elder* 
Non-native, tender evergreen (*Tecoma stans*)
- Plumbago* 
Non-native, tender evergreen (*Plumbago auriculata*)
- Bush Allamanda* 
Non-native, tender evergreen (*Allamanda nerifolia*)
- Buttonbush* 
Native, deciduous (*Cephalanthus occidentalis*)
- Firebush* 
Native, tender evergreen (*Hamelia patens*)
- Turk's Cap Mallow* 
Native, tender evergreen (*Malvaviscus arboreus*)



* In both North and South.

UF IFAS Extension
UNIVERSITY of FLORIDA



Gardening
SOLUTIONS

For more information, please visit
GardeningSolutions.ifas.ufl.edu

- Yellow Elder* 
- Plumbago* 
- Bush Allamanda* 
- Buttonbush* 
- Firebush* 
- Turk's Cap Mallow* 
- Silk Floss Tree 
- Banana 
Non-native, evergreen (*Musa spp.*)




SOUTH

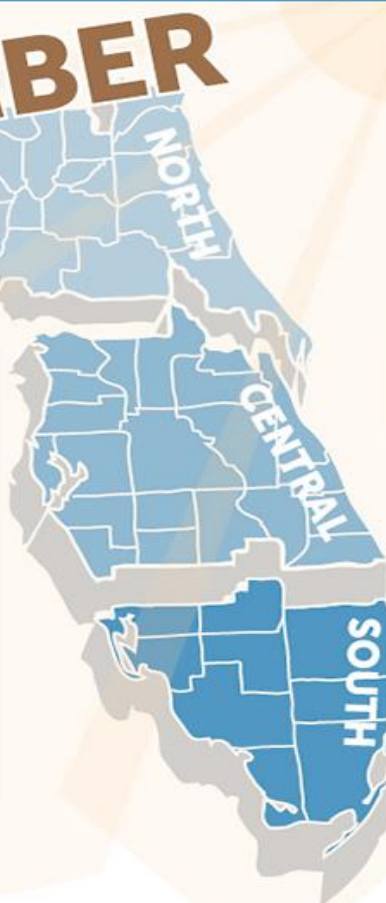
EDIBLES TO PLANT IN SEPTEMBER

North

Central

South

	North	Central	South
 Easily Survives Transplanting	Arugula, Beets, Broccoli, Brussels Sprouts, Cabbage, Cauliflower, Chinese Cabbage, Collards, Eggplant, Endive/Escarole, Kale, Kohlrabi, Lettuce, Strawberry, Swiss Chard	Arugula, Beets, Broccoli, Brussels Sprouts, Cabbage, Cauliflower, Chinese Cabbage, Collards, Eggplant, Endive/Escarole, Kale, Lettuce, Peppers, Strawberry, Swiss Chard, Tomatoes	Cabbage, Cauliflower, Chinese Cabbage, Collards, Eggplant, Endive/Escarole, Kale, Lettuce, Peppers, Sweet Potatoes, Swiss Chard, Tomatoes
 Survives Careful Transplanting	Carrots, Celery, Mustard, Spinach	Carrots, Celery, Mustard, Spinach	Carrots, Mustard
 Use Seeds	Beans (bush, pole), Onions (bulb, green, shallots), Radish, Squash (summer, winter), Turnips	Beans (bush, pole, lima), Cucumbers, Onions (green, shallot), Radish, Squash (summer, winter), Turnips	Beans (bush, pole, lima), Cucumbers, Okra, Onions (green, shallot), Peas (southern), Squash (summer, winter), Turnips



UF IFAS Extension
UNIVERSITY of FLORIDA



Gardening
SOLUTIONS

For more information, please visit
GardeningSolutions.ifas.ufl.edu

St. Lucie County Extension
8400 Picos Road, Suite 101
Fort Pierce, FL 34945
Tel: [\(772\) 462-1660](tel:7724621660)
Fax: [\(772\) 462-1510](tel:7724621510)
<http://stlucie.ifas.ufl.edu>

PRESS RELEASE

Homeowners Asked to Join Hands in Fighting Citrus Greening

The UF / IFAS - St. Lucie County Extension requests homeowners to join hands in fighting against the destructive citrus disease, huanglongbing (HLB) or better known as citrus greening. Extension staff members are coordinating with the Florida Department of Agriculture and Consumer Services (FDACS), Division of Plant Industry for the release of *Tamarixia radiata*; a wasp known to control Asian citrus psyllid responsible for citrus greening in Florida.

Kate Rotindo, Master Gardener Coordinator and Urban Horticulture Agent, and Dr. Garima Kakkar, Fruits and Alternative Crops Agent, will be conducting a short educational program before residents pick up their wasps (*T. radiata*) provided by the FDACS for release from the St. Lucie Extension Office, located at 8400 Picos Road, Fort Pierce. Asian citrus psyllid and greening were first found in Florida in 1998 and 2005, respectively; and the disease has put the state's citrus industry in serious danger. The psyllid acquires the bacteria when it feeds on bacteria-infected plants, and the disease spreads when a bacteria-laden psyllid flies to a healthy plant and injects the bacteria into it as it feeds. HLB causes dieback of foliage and roots, stunted growth, discoloration of leaves, distorted and bitter fruit and tree death in as little as five years. There is no known cure. The only way to protect trees and prevent the spread of HLB is by controlling psyllid populations and destroying infected trees.

If you are interested and would like to be part of the wasps release program, please take this brief survey for us to be able to know your interest. If you have any questions, please feel free to contact St. Lucie Extension Office 772-462-1660.

Survey: [Interest survey](#)

Contact: Dr. Garima Kakkar or Kate Rotindo, [772-462-1660](tel:7724621660)

Released: Aug. 14, 2017

Florida Friendly Landscaping™ Series

Presented by
UF/IFAS St. Lucie County Extension

Do you want to know how to create a low-cost, low-maintenance, attractive landscape that adds value to your community and reduces the chance of polluting the water supply?

Join us for our *Lunch and Learn Series* and you too can create your own Florida Friendly Landscape while saving money and protecting the environment.

From 12- 1:30 pm

Tuesday October 3rd *Florida Friendly Landscaping*

Tuesday October 24th *Turning Problem Spaces into Featured Places*

Tuesday November 7th *Fun with Fertilizer*

Tuesday November 28th *Let's Talk Water*



Reduce Stormwater Runoff



Right Plant Right Place



Attract Wildlife

**Port St. Lucie Botanical Garden
2410 SE Westmoreland Boulevard
Port St. Lucie**

This workshop is free, but registration is required.

Please register for this event at:

<http://stlucie.ifas.ufl.edu>

Click on Upcoming Events & Course Registration

772-462-1660



An Equal Opportunity Institution



Join our team of Garden Center Volunteers. We're expanding! Our Shade House will be ready September 15th in time for the cooler weather and the snowbirds returning. We need assistance with planting seeds, pulling weeds, propagating from cuttings, up-potting, dividing and replanting, and all over garden clean up, workshops, building benches. Much to do and too little hands. The following are dates that we will be there to work with you on all the projects we have in works.

You'll have fun and meet new people who share your love of plants and working in the dirt.

Fall Propagation Schedule • Friday & Saturday • 9:30 – 11:00 A.M.

September 9 & 10	October 7 & 8	November 4 & 5
September 23 & 24		November 18 & 19



Bring garden gloves and hand clippers. Covered shoes are required. Hats and sun screen recommended. We have water available and lots of advice.

STUDENTS: EARN YOUR COMMUNITY SERVICE HOURS!

Call the Gardens at 772-337-1959 to sign-up.



NO PROPAGATION BUDGET LEFT!

WISHING FOR MORE PROPAGATION TABLES!

DONATE \$50.00 for materials to complete one table. We will provide the volunteer labor from **Mr. Merv** and his helpers. Mr. Merv is a Master Gardener, Vietnam Vet and a FPSLBG volunteer. Merv Yearwood has been instrumental in completing eight tables for the Shade House and five for propagation.

You will receive:

***A Big Thank You and your photo
in the newsletter with Mr. Merv.***

Plus your choice of 6 plants FREE!

We **Wish** you would Volunteer at the Friends of the Port St. Lucie Botanical Gardens Propagation



**For One Gallon Pots,
for all the weeds to go away
and for Fall to hurry up!**





Events for the Month of September 2017

Our Meeting will begin at 10 AM on Sept 23rd at Port St. Lucie Botanical Gardens

We are very happy to announce our guest Bonsai artist for September will be Juan Andrade. Juan had done years of study under masters such as Pedro Morales, Boon Manakitivipart, Salvatore Liporace, and Junichiro Tanaka.

Juan did his apprenticeship in Negoya, Japan where he was accepted as a full time Bonsai apprentice under Junichiro Tanaka.



He is a native of Costa Rica and a frontline presenter at many National Conventions across this country and the world.



Can You Dig It?



Getting Started with Your Vegetable Garden

Creating an edible landscape doesn't have to be expensive or hard, but it does take some planning and thought—especially if you hope to do so inexpensively. Here are some general guidelines to keep in mind as you contemplate starting your garden.

Start with a Plan

Decide what you want to grow and determine what will be necessary to be successful. In Florida, you can plant vegetables throughout most or all of the year. Become familiar with which crops do well at certain times of the year. Make a list of what you'd really like to see in your garden and draw your plan out on paper.

Answer these questions to help you to determine your priorities.

- **What do you like eating?** You're not likely to take care of, or eat, things you don't like. So don't waste your time or money planting them in the garden.
- **What fruits and vegetables are the most expensive to buy?** To save money, grow more expensive items, like tomatoes and melons, or large quantities of vegetables that you purchase regularly. Consider vegetables like beans, beets, onions, spinach, broccoli, peppers, carrots, summer squash, cucumbers, tomatoes, potatoes, lettuce, peas, and Swiss chard. These vegetables provide the biggest returns on your investment of space and time in the garden.
- **Which vegetables can be easily stored or preserved?** Selecting vegetables that have a long storage life or that can easily be canned or frozen is a great way to stretch a dollar. Potatoes, onions, sweet potatoes, and winter squash can be stored for several months when stored at the appropriate temperature. Other vegetables, like beans, tomatoes, cucumbers, beets, and sweet corn can be preserved by canning or freezing. Preserving vegetables is a great way to enjoy the extra produce later in the year.
- **How much time are you willing to spend?** Vegetable gardening takes a commitment of time and energy. Daily and weekly maintenance tasks will be required to get the return on your dollar investment. A smaller garden will require less maintenance, as will certain plants.
- **How much space can you devote to an edible garden?** Make sure you put your garden in a place that isn't highly used by children or pets as a play area.

Start Small

Like many things, gardening takes practice. Plants require regular watering, maintenance, and harvesting. Growing many different vegetables in a large garden can be overwhelming for new gardeners and can ultimately lead to failure. Limit yourself to just a few types of vegetables the first year. Then when you become more confident in your abilities and resources, you can increase the size of your vegetable garden and grow a wider variety of crops.

You also don't want to plant everything at once. During your initial planting, set aside some space and seed for later plantings. If you stagger your plantings every ten or fourteen days, you'll enjoy a steady supply of fresh produce throughout the season, instead of being overwhelmed with a lot of

the same vegetable at once.

Start from Seed

Growing from seed is the most cost-effective way to start your vegetable garden. Most seeds are available to buy from your local garden center. While it may take longer and require advance planning, starting the majority of your plants from seed can be a big savings, especially if you're using recycled containers.

Here's a sample comparison: One packet of tomato seed is about equivalent to the price of one tomato seedling, yet you get the potential of at least 30–40 plants in each packet.

And to get your seeds going, there's no need for expensive heat mats—the top of the VCR or water heater is ideal. Fluorescent tubes make a suitable substitute for expensive grow lights and can be rigged up under a table or on a shelf in the garage.

Here are some more money-saving tips.

Shop discount stores. Discount stores often have a small garden section offering several varieties of seed packets. Check them out and see what is available.

Participate in a seed exchange. Seed exchanges are a great way to get free seeds and discover new varieties. You can find them online at garden forums or you can organize one with friends. When you're trading seeds just remember to label the packets and mark how old the seeds are. This is a great way to discover new varieties and meet new (and helpful) friends. Speaking of friends...

Check with gardening friends. If you know gardeners locally who are growing their own fruits or vegetables, it's sometimes worthwhile asking about their crops. Lots of experienced gardeners love to help beginners onto the "growing your own" wagon and will sometimes offer some seeds for free.

Save your own seed. You may want to try growing fruits and vegetables from seeds obtained from your own plants. This small up-front investment may mean you never have to buy that plant again once you have your own crop. Not only will you save on the seed purchase the following year, but you'll also be able to select seed from plants that you know did well in your climate. Most communities now arrange for seed swaps in the early spring where you can trade your excess seed for new varieties. Just make sure that you save seed from non-hybrid plants, because hybrids are often sterile.

Buy seed in bulk. Many seed catalogs sell seed packets in different sizes. The bigger the packet you buy, the more you can potentially save! Get together with a group of friends to order your favorite seeds together and you can save 25 percent or more of your money.

Designing Your Vegetable Garden

Before planting, prepare a plan of the garden on paper. The plan should show the location of each crop and the amount to be planted on each date. It can also indicate what companion crops will be planted together.

Planting and Harvesting Considerations

To get the most out of your garden, follow these simple guidelines. You'll make it easier on yourself, and your plants are more likely to thrive.

- Plants need a certain amount of room to thrive. Careful planning will give them the best chance

to succeed.

- Plant long-season crops together and short-season crops together. This makes maintenance and harvesting easier.
- Interplant quick-growing crops like radishes among slower-growing ones like squash. Then you can harvest the radishes before the squash needs the space.
- Don't plant too much of any vegetable at any time. Gardens often yield more than you think they will! Seed packets indicate how many seeds you may want to plant. Check out the UF/IFAS Planting Guides for more information.
- Many vegetables, like radishes, can be seeded at intervals of ten to fourteen days to ensure a constant stream of fresh produce. This is called succession planting.
- Rotate crops each season to prevent disease from taking hold. Try not to grow the same vegetable in the same location more than once every three years.
- Companion planting is a popular practice of planting one kind of vegetable close to another kind for a specific purpose. Research shows that it's effective for saving space and improving pollination.
- Make sure to use plant labels to remind you where you placed which plants.

Arranging Plants

If space is not an issue, use these tips when planting your garden.

- To maximize sunlight, plant tall varieties along the north side of the garden, medium-high varieties in the middle, and low-growing varieties on the south side.
- Allow enough space between rows for you to work.
- Crops that span more than one season, such as asparagus and strawberries, should be placed to one side of the garden so they aren't in the way when you prepare for the next gardening season.
- Group herbs together, as many are perennial and require similar care.
- Plant sweet corn in blocks rather than in single rows so that each ear gets enough pollen.

Small Spaces

Prospective gardeners who don't have large yards or who want to garden in smaller or confined spaces have plenty of options.

- Wide-row technique/intensive gardening: Make beds four feet wide and transverse them with mini-rows of vegetables. You'll be able to cram a lot of vegetables into the tight space.
- The square-foot approach: Divide your garden into 1-foot squares, then plant within each square. It'll maximize production in a limited area.
- Container gardening: Plant your vegetables in clay pots, plastic containers, a bathtub—in short, anything that will hold them—and place them on your patio, along a fence, or next to the driveway. For more information about container gardening, see our article, "Container Gardening."
- Hydroponics: You can grow certain plants without soil. The alternative media can be water, sand and gravel, or wood shavings, among others. See our article, "Hydroponic Vegetable Gardening."
- Look up: To save space, you can trellis vining crops like cucumber on upright crops like okra.

Keep Port St. Lucie Beautiful Tree Giveaway

Give-a-Tree Spread-the-Shade



Saturday, September 16, 2017
8:00 a.m. to 11:00 a.m.

Port St. Lucie Botanical Gardens
2410 S.E. Westmoreland Blvd.

Help us maintain the natural beauty in Port Saint Lucie by planting a tree donated by the City.

Trees are given away on a first-come, first-serve basis to Port St. Lucie Residents. Proof of residence will be required.

One tree per household

Residents will be required to visit 5 out of 7 educational booths to learn how to care for your tree by the UF/IFAS SLC Master Gardeners.

Trees available at the event are: Gumbo Limbo, Japanese Blueberry, Pigeon Plum, Silver Buttonwood, & Simpson Stopper.

Walmart will provide breakfast.

For more information contact
Keep Port St. Lucie Beautiful:
772-873-6312; kpslb@cityofpsl.com

www.CityofPSL.com



HOUSEHOLD HAZARDOUS WASTE COLLECTION DAY

SATURDAY OCTOBER 14
8 AM - 12 PM

450 SW THORNHILL DRIVE

ACCEPTED

- Ammunition
- Automotive Fluids
- Batteries (Non-household)
- Bug Sprays
- Computers/Electronics
- Drain Cleaners
- Fire Extinguishers
- Fluorescent Light Bulbs/ Tubes
- Fuels
- Herbicides
- Insecticides
- Lighter Fluid
- Mercury Thermometers
- Oil-based Paint
- Propane Tanks (20 lbs. or less)
- RX Drugs
- Solvents/Thinners
- Thermostats

NOT ACCEPTED

- Bio-hazard/Medical Waste
- Containers Larger than Five Gallons
- Explosives
- Flares
- Paint (Water-based or Latex)
- Sharps
- Tires

St. Lucie County Solid Waste accepts most household hazardous waste free of charge year-round.



For more information : (772) 873-6312
WWW.CITYOFPSL.COM

RESIDENTIAL WASTE ONLY, NO BUSINESS WASTE

The Incredible Edibles

HERBS, VEGETABLES & MORE PLANT SALE


Saturday - September 23, 2017
9am - 1pm

Please join us at the
Port St. Lucie
Botanical Gardens
for our plant
sale featuring

**THE
INCREDIBLE
EDIBLES:
HERBS,
VEGETABLES
& MORE.**



Friends of the Port St. Lucie
**Botanical
Gardens**



Got Junk In Your Trunk?

sell it at the

GARDENS COMMUNITY TRUNK SALE

Saturday • October 14, 2017 • 8am - 1pm

Looking to get rid of that extra stuff cluttering your home, garage, or storage area? Then join us at the Gardens Community Trunk Sale. Your accepted contract entitles you to 2 parking spaces in the sales area 18x18 feet. One space is for your vehicle (load it up - trailers welcome) and the 2nd for your sales area (tent, tables, whatever).

- Space is limited - Contracted Vendors, accepted by the committee, only.
- No Day-of, walk up vendors will be allowed.
- Arrive late, you'll be sent home. All vehicles must be in place before sales open at 8am. No Exceptions!

Contracts must be received by committee by October 11, 2017

Carry in, carry out policy. Didn't sell everything? All unsold merchandise Must be removed and taken with you: not left, donated or put in our dumpster.



PORT ST. LUCIE BOTANICAL GARDENS
2410 SE WESTMORELAND BLVD.
PORT ST. LUCIE, FL 34952
772-337-1959 • WWW.PSLBG.ORG

