

Understanding Decimals

Name _____ Class _____ Date _____

GET STARTED

1 4,763

Thousands	Hundreds	Tens	Ones
4	7	6	3

2 1,324.1

Whole Number				Decimal	
Thousands	Hundreds	Tens	Ones	Decimal Point	Tenths
1	3	2	4	.	1

_____ thousands _____
 _____ hundreds _____
 _____ tens _____
 _____ ones _____
 _____ tenths _____

↑
Decimal Point

3 0.4


Ones	Decimal Point	Tenths
0	.	4

_____ ones _____
 _____ tenths _____


4 1.24

Ones	Decimal Point	Tenths	Hundredths
1	.	2	4


_____ ones _____
 _____ tenths _____
 _____ hundredths _____



1 whole



7 tenths



3 hundredths

_____ + _____ + _____ = _____

The decimal grids represent the decimal _____.

**BUILD
 THE
 CONCEPT**

TRY IT TOGETHER

Write the place value and value of each green digit.

5 0.07

_____ ; _____

6 2.04

_____ ; _____

7 12.34

_____ ; _____

8 141.6

_____ ; _____

WORK ON YOUR OWN

Understand Decimals Through the Hundredths Place



Using Symbols

1. 125.97

1 hundred: 100

2 tens: 20

5 ones: 5

9 tenths: 0.9

7 hundredths: 0.07

Using Words

Use the location of the **digits** in the number to name the place value and value of the digit.

2. 125.97

97 — decimal part

Everything to the right of the decimal point is the decimal part of the number.

3. 125.97

125 — whole number part

Everything to the left of the decimal point is the whole number part of the number.

Reading and Writing Decimals

Name _____ Class _____ Date _____

GET STARTED

1 4.75

Ones	Decimal Point	Tenths	Hundredths
4	.	7	5

_____ ones _____
 _____ tenths _____
 _____ hundredths _____

2 1.6


_____ and _____ tenths

3 2.54

4 four and thirty-seven hundredths

5 ten and six hundredths

**BUILD
 THE
 CONCEPT**



Using digits: _____

Using words: _____

© 2004 by Pearson Education, Inc.

TRY IT TOGETHER

Write each decimal using digits.

- 6 thirty-four hundredths _____ 7 four and nine hundredths _____

Write each decimal using words.

- 8 5.27 _____ and _____
 9 3.8 _____

WORK ON YOUR OWN



Write a Decimal Using Digits

Using Symbols

1. fifty-eight and six tenths
58

Using Words

Write the whole number using digits. If there is no whole number, write 0 followed by a decimal point and skip to Step 3.

2. 58

Write a decimal point in place of the word *and*.

3. 58.6

Write the numbers to the right of the decimal point using digits. If necessary, write the correct number of 0s to show place value.

Write a Decimal Using Words

Using Symbols

1. 23.06
twenty-three

Using Words

Write the whole number using words. If there is no whole number, skip to Step 3.

2. twenty-three and

Write the word *and* for the decimal point.

3. twenty-three and six hundredths

Write the number to the right of the word *and* followed by the place value using words. Use the place value of the last digit.

Comparing and Ordering Decimals

Name: _____ Class _____ Date _____

GET STARTED

1 a. $875 > 862$ _____

b. $235,153,253$ _____

greatest to least:

2 a. $2.5 > 2.7$


2	.	5
2	.	7

b. $0.26 > 0.2$

	.		
	.		


3 $0.6, 0.78, 0.4$

	.		
	.		
	.		




Lee bought two packages of meat. The first package weighed 1.56 pounds. The second package weighed 1.72 pounds. Which package weighed more?

BUILD THE CONCEPT



Package 1
1.56 pounds



Package 2
1.72 pounds

1.56 1.72

Package _____ weighed more.

Compare. Write $>$, $<$, or $=$.

4. 128.35 112.35

			.		
			.		

Order the set of numbers from least to greatest.

5. 5.15 5.3

	.		
	.		

Order the set of numbers from greatest to least.

6. 0.57, 0.38, 0.52

	.		
	.		
	.		

7. 0.84, 8.51, 0.8

	.		
	.		
	.		

WORK ON YOUR OWN

Compare and Order Decimals

Using Symbols

1. Order 4.1, 3.24, 4.09.

4.10

3.24

4.09

2. Compare 4.10 and 4.09.

4.10 $1 > 0$

4.09 So, $4.1 > 4.09$.

3.24 is the least number.

Using Words

Write the numbers vertically. Line up the decimal points. If necessary, write 0s at the end of numbers so they all have the same number of digits.

Find the greatest place value where the digits differ. The number with the greater digit in this place is the greater number.

3. least to greatest:

3.24, 4.09, 4.1

greatest to least:

4.1, 4.09, 3.24

Continue comparing the remaining numbers. Order the decimals from least to greatest or greatest to least.

HOW TO

Rounding Decimals

Name _____ Class _____ Date _____

GET STARTED

1 1,832 _____

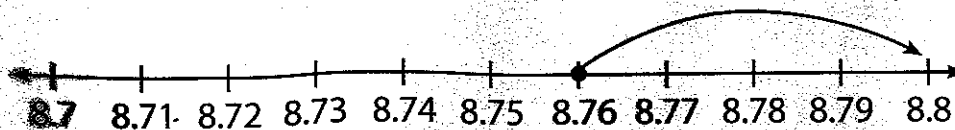
2 1,812 _____

3 3.295 _____

4 0.295 _____

5 26.295 _____

Use the number line to round 8.76 to the nearest tenth.



8.76 is between _____ and _____.

8.76 is closer to _____.

8.76 rounded to the nearest tenth is _____.

**BUILD
THE
CONCEPT**

TRY IT TOGETHER

Round each decimal to the place indicated.

6 $0.\underline{8}09$ _____

7 $9.\underline{8}29$ _____

8 $9.\underline{8}29$ _____

9 $0.\underline{9}9$ _____

WORK ON YOUR OWN



Round Decimals

Using Symbols

1. $1.\underline{2}37$ hundredths

2. $1.\underline{2}37$ $7 > 5$

3. $1.\underline{2}4$

Using Words

Determine the place value of the indicated digit.

Determine whether the digit to the right of the underlined place value is greater than, less than, or equal to 5.

If the digit is greater than or equal to 5, round the underlined digit up by 1. If the digit is less than 5, keep the underlined digit the same.

Drop the numbers after the underlined digit because trailing zeros do not have to be written after the decimal point.

Adding Decimals with the Same Number of Decimal Places

Name _____ Class _____ Date _____

GET STARTED

1 a.
$$\begin{array}{r} 134 \\ + 252 \\ \hline \end{array}$$

b.
$$\begin{array}{r} 357 \\ + 464 \\ \hline \end{array}$$

2 a.
$$\begin{array}{r} 1.34 \\ + 2.52 \\ \hline \end{array}$$

b.
$$\begin{array}{r} 3.57 \\ + 4.64 \\ \hline \end{array}$$


3 $77.2 + 7.6$

+ _____

4 $\$12.64 + \8.38

+ _____

Use the decimal grids to find the sum of 1.53 and 0.26.



$1.53 + 0.26 = \underline{\hspace{2cm}}$

**BUILD
THE
CONCEPT**

TRY IT TOGETHER

Find each sum. Regroup as needed.

5 $12.98 + 14.65$

+ _____

6 $\$5.57 + \1.98

+ _____

7 $4.3 + 2.4$

+ _____

8 $\$20.31 + \2.45

+ _____

WORK ON YOUR OWN



Add Decimals with the Same Number of Decimal Places

Using Symbols

1. $3.41 + 1.78$

3.41
+ 1.78

2. $3.41 + 1.78$
9

3. $3.41 + 1.78$
19

4. $3.41 + 1.78$
5.19

Using Words

Write the problem vertically. Line up the decimal points.

Add the digits in the column with the least place value. Regroup as needed.

Move left and add the digits in the next column. Regroup as needed.

Repeat Step 3 until all the columns have been added. Write the decimal point in the answer below the decimal points in the problem.

Adding Decimals with a Different Number of Decimal Places

Name _____ Class _____ Date _____

GET STARTED

$$\begin{array}{r} 4.835 \\ 2.004 \\ + 0.961 \\ \hline \end{array}$$

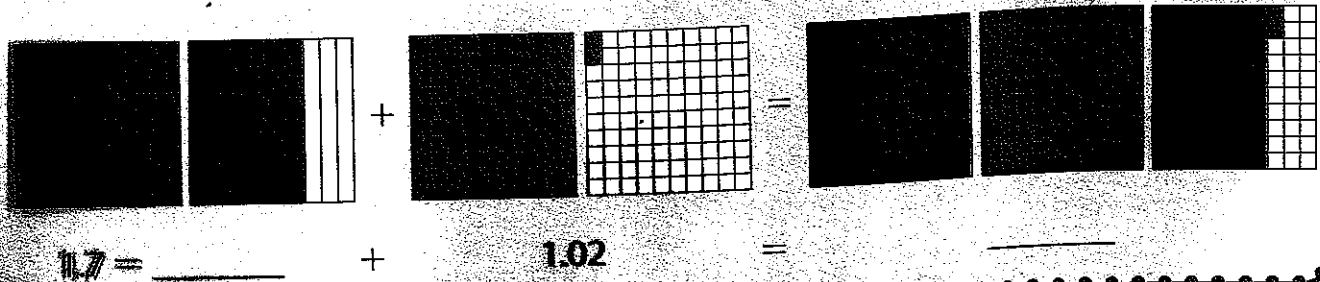
2 $7 = \underline{\hspace{2cm}}$

5 $1.2 + 3$
 1.2
 $+ 3.$
 \hline

4 $3.156 + 0.72 + 2$
 3.156
 0.72
 $+ 2.$
 \hline

Use the decimal grids to find the sum of 1.7 and 1.02.

**BUILD
THE
CONCEPT**



TRY IT TOGETHER

Find each sum. Regroup as needed.

5 $0.3 + 25.31 + 6.73$

$$\begin{array}{r} 0.3 \\ 25.31 \\ + 6.73 \\ \hline \end{array}$$

6 7
 8.63
 $+ 0.8$

7 $35.54 + 96 + 4.298$

+ _____

WORK ON YOUR OWN

HOW TO

Add Decimals with a Different Number of Decimal Places

Using Symbols

1. $1.489 + 2.1 + 6$

$$\begin{array}{r} 1.489 \\ 2.1 \\ + 6. \\ \hline \end{array}$$

2. 1.489
 2.100
 $+ 6.000$

3. 1.489
 2.100
 $+ 6.000$
9.589

4. So, $1.489 + 2.1 + 6 =$
9.589

Using Words

Write the problem vertically. Line up the decimal points, adding decimal points to whole numbers.

Make all the addends have the same number of decimal places by writing 0s to the right.

Add the digits in the column with the least place value. Regroup as needed. Add the digits in the next column to the left. Regroup as needed. Repeat until all the columns have been added.

Bring the decimal point straight down in the answer.

Estimating Decimal Sums

Name: _____ Class _____ Date _____

GET STARTED

①

$$\begin{array}{r} 6.888 \\ 1.861 \\ + 2.246 \\ \hline \end{array}$$

②

$$\begin{array}{r} 6.888 \rightarrow \underline{\quad\quad\quad} \\ 1.861 \rightarrow \underline{\quad\quad\quad} \\ 2.246 \rightarrow \underline{\quad\quad\quad} \end{array}$$

③

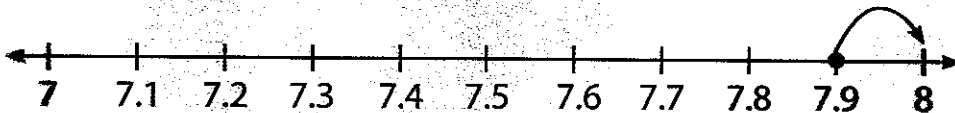
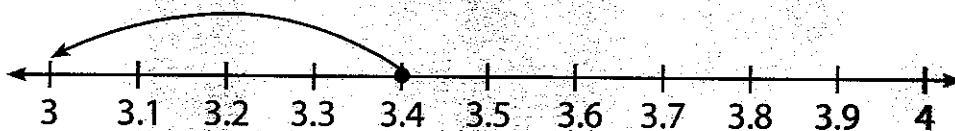
$$\begin{array}{r} 6.888 \rightarrow 6.9 \\ 1.861 \rightarrow 1.9 \\ 2.246 \rightarrow + 2.2 \end{array}$$

④

$$\begin{array}{r} 2.34 + 0.34 + 7.56 \\ 2.34 \rightarrow \underline{\quad\quad} \\ 0.34 \rightarrow \underline{\quad\quad} \\ 7.56 \rightarrow + \underline{\quad\quad} \end{array}$$

Use the number lines to round each decimal to the nearest whole number. Then find the estimated sum of 3.4 and 7.9.

**BUILD
THE
CONCEPT**



3.4 is between 3 and 4. 3.4 is closer to _____.

7.9 is between 7 and 8. 7.9 is closer to _____.

_____ + _____ = _____

The sum of 3.4 and 7.9 estimated to the nearest whole number is _____.

PUT IT TOGETHER

Round each number to the nearest whole number. Estimate each sum.

5 $6.0 \rightarrow$

$15.8 \rightarrow$

$3.3 \rightarrow +$

6 $32.45 + 2116$

$+ \underline{\hspace{2cm}}$

Round each number to the nearest tenth. Estimate each sum.

7 $0.165 \rightarrow$

$1.000 \rightarrow$

$0.353 \rightarrow +$

8 $10.341 + 11.116 + 9.204$

$+ \underline{\hspace{2cm}}$

WORK ON YOUR OWN

Estimate Decimal Sums

Using Symbols

- Estimate the sum to the nearest whole number.

$1.2 + 4.61 + 3.41$

2. $1.2 \rightarrow 1$

$4.61 \rightarrow 5$

$3.41 \rightarrow 3$

3. $1 + 5 + 3 = 9$

So, the sum of 1.2, 4.61, and 3.41 estimated to the nearest whole number is 9.

Using Words

Identify the place to which the addends will be rounded.

Round the addends. Drop the decimal and any trailing zeros after the decimal unless adding money amounts.

Add the rounded numbers.



Subtracting Decimals with the Same Number of Decimal Places

Name _____ Class _____ Date _____

GET STARTED

1 a.
$$\begin{array}{r} 436 \\ - 115 \\ \hline \end{array}$$

b.
$$\begin{array}{r} 64 \\ - 28 \\ \hline \end{array}$$

2 a.
$$\begin{array}{r} 4.36 \\ - 1.15 \\ \hline \end{array}$$





b.
$$\begin{array}{r} 6.4 \\ - 2.8 \\ \hline \end{array}$$

3
$$\begin{array}{r} 6.05 \\ - 4.20 \\ \hline \end{array}$$

4
$$\begin{array}{r} \$2.43 \\ - \$1.26 \\ \hline \end{array}$$

Use the decimal grids to find the difference of 3.15 and 1.07.

BUILD THE CONCEPT



$3.15 - 1.07 =$ _____

TRY IT TOGETHER

Find each difference. Regroup as needed.

$$\begin{array}{r} 5 \quad 3.2 \\ - 2.4 \\ \hline \end{array}$$

$$\begin{array}{r} 6 \quad \$1.52 \\ - \$0.43 \\ \hline \end{array}$$

$$7 \quad 28.7 - 13.5$$

$$8 \quad 7.32 - 6.15$$

—

—

WORK ON YOUR OWN

Subtract Decimals with the Same Number of Decimal Places



Using Symbols

$$\begin{array}{r} 1. \quad 8.54 - 4.16 \\ \quad 8.54 \\ - \quad 4.16 \\ \hline \end{array}$$

Using Words

Write the problem vertically. Line up the decimal points.

$$\begin{array}{r} 2. \quad \begin{array}{r} 4.14 \\ 8.54 \\ - 4.16 \\ \hline 8 \end{array} \end{array}$$

Subtract the digits in the column with the least place value. Regroup as needed.

$$\begin{array}{r} 3. \quad \begin{array}{r} 4.14 \\ 8.54 \\ - 4.16 \\ \hline 4.38 \end{array} \end{array}$$

Repeat Step 2 from right to left until all columns have been subtracted. Write a decimal point lined up under the decimals in the problem.

So, $8.54 - 4.16 = 4.38$

Subtracting Decimals with a Different Number of Decimal Places

Name: _____

Class _____

Date _____

GET STARTED

1 $87.34 - 2.19$ 87.34
 $- 2.19$

2 $30.57 - 8.469$





$$\begin{array}{r} 30.570 \\ - 8.469 \\ \hline \end{array}$$

3 $9 - 3.17$

$$\begin{array}{r} 9. \\ - 3.17 \\ \hline \end{array}$$

Use the decimal grids to find the difference of 3.6 and 1.09.

**BUILD
THE
CONCEPT**



$3.6 - 1.09 =$ _____