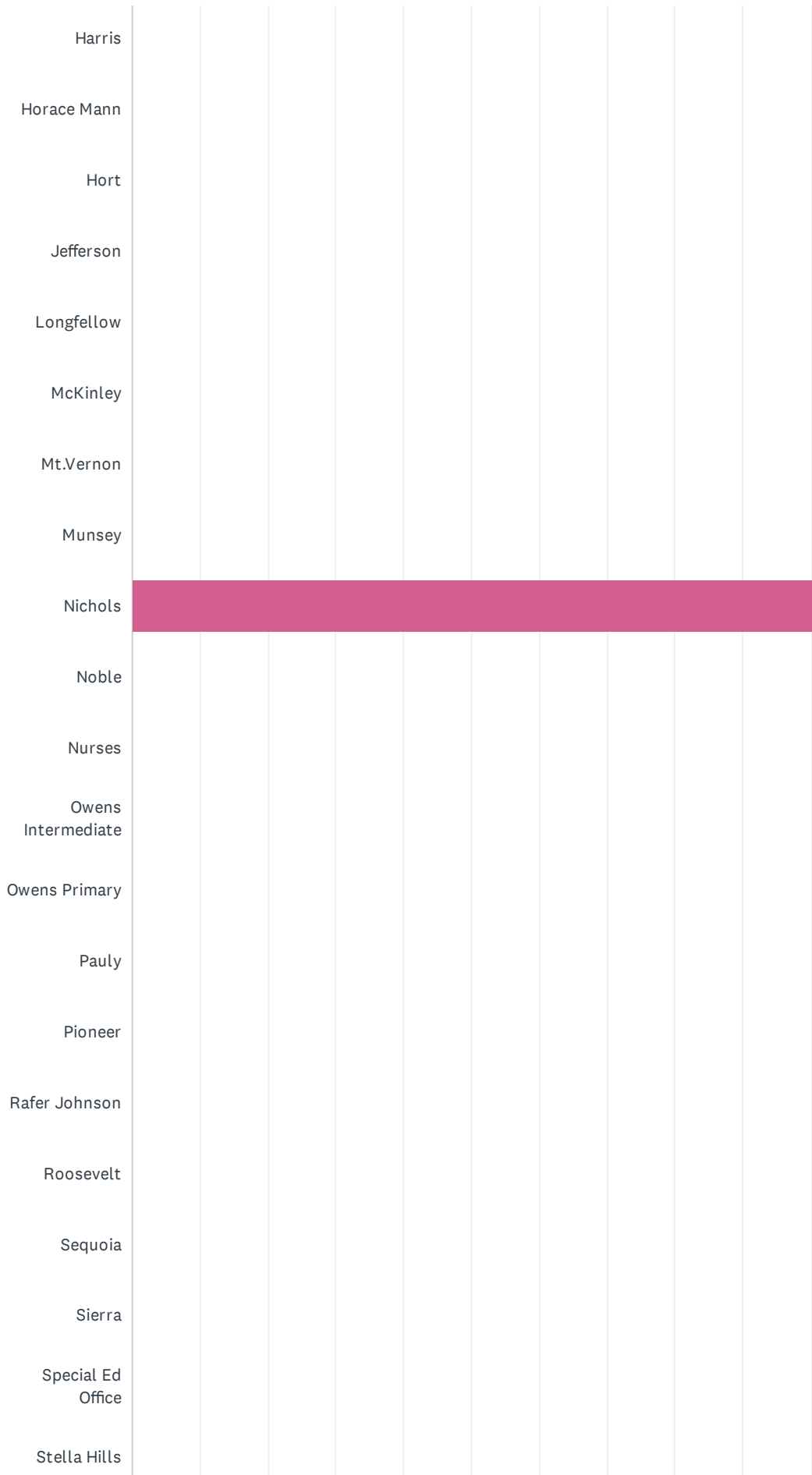
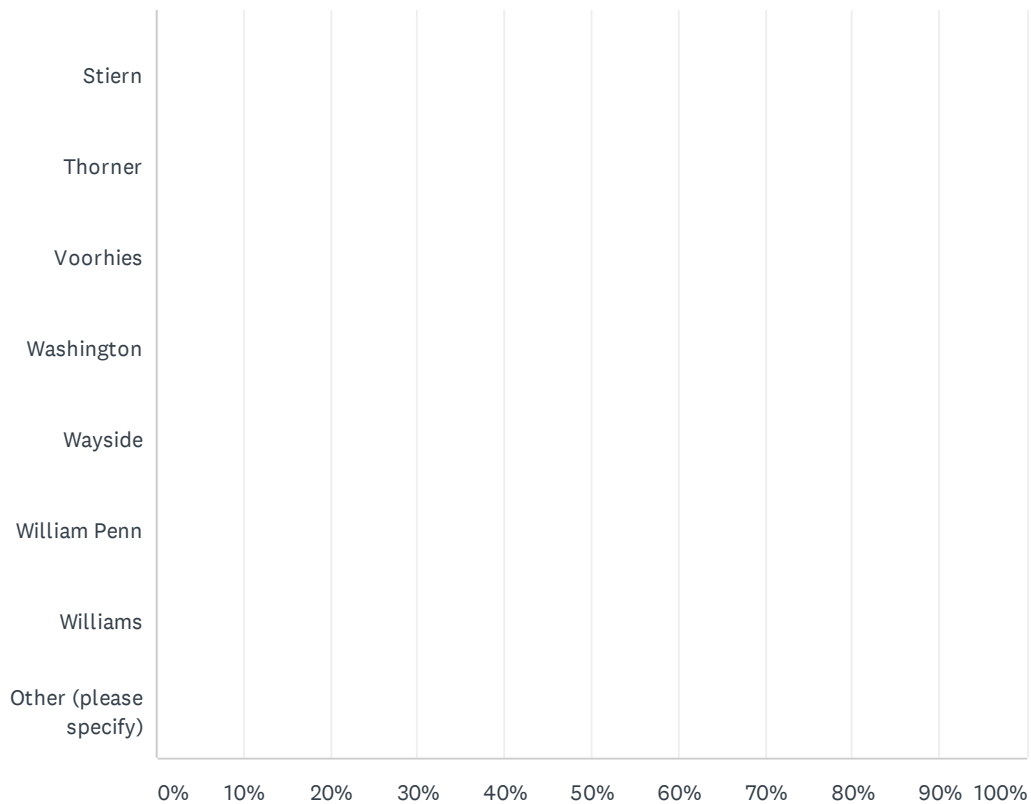


2019-2020 BETA Administration/Site Climate Survey



2019-2020 BETA Administration/Site Climate Survey



2019-2020 BETA Administration/Site Climate Survey

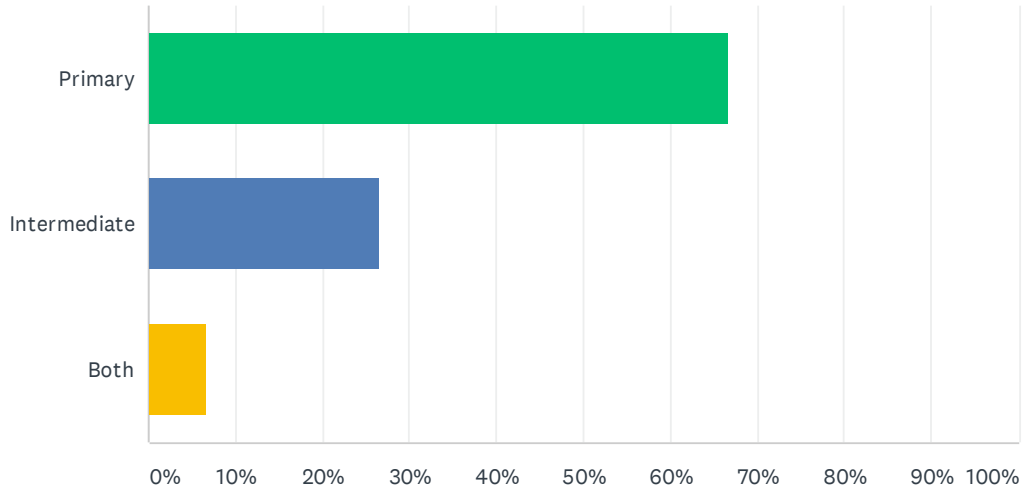
ANSWER CHOICES	RESPONSES	
Casa Loma	0.00%	0
Cato	0.00%	0
Chavez	0.00%	0
Chipman	0.00%	0
College Hts	0.00%	0
Compton	0.00%	0
Curran	0.00%	0
Downtown	0.00%	0
Ed Center	0.00%	0
Eissler	0.00%	0
Emerson	0.00%	0
Evergreen	0.00%	0
Fletcher	0.00%	0
Frank West	0.00%	0
Franklin	0.00%	0
Fremont	0.00%	0
Garza	0.00%	0
Harding	0.00%	0
Harris	0.00%	0
Horace Mann	0.00%	0
Hort	0.00%	0
Jefferson	0.00%	0
Longfellow	0.00%	0
McKinley	0.00%	0
Mt.Vernon	0.00%	0
Munsey	0.00%	0
Nichols	100.00%	16
Noble	0.00%	0
Nurses	0.00%	0
Owens Intermediate	0.00%	0
Owens Primary	0.00%	0
Pauly	0.00%	0

2019-2020 BETA Administration/Site Climate Survey

Pioneer	0.00%	0
Rafer Johnson	0.00%	0
Roosevelt	0.00%	0
Sequoia	0.00%	0
Sierra	0.00%	0
Special Ed Office	0.00%	0
Stella Hills	0.00%	0
Stiern	0.00%	0
Thorner	0.00%	0
Voorhies	0.00%	0
Washington	0.00%	0
Wayside	0.00%	0
William Penn	0.00%	0
Williams	0.00%	0
Other (please specify)	0.00%	0
Total Respondents: 16		

Q2 Instructional Grade Level or Support Services

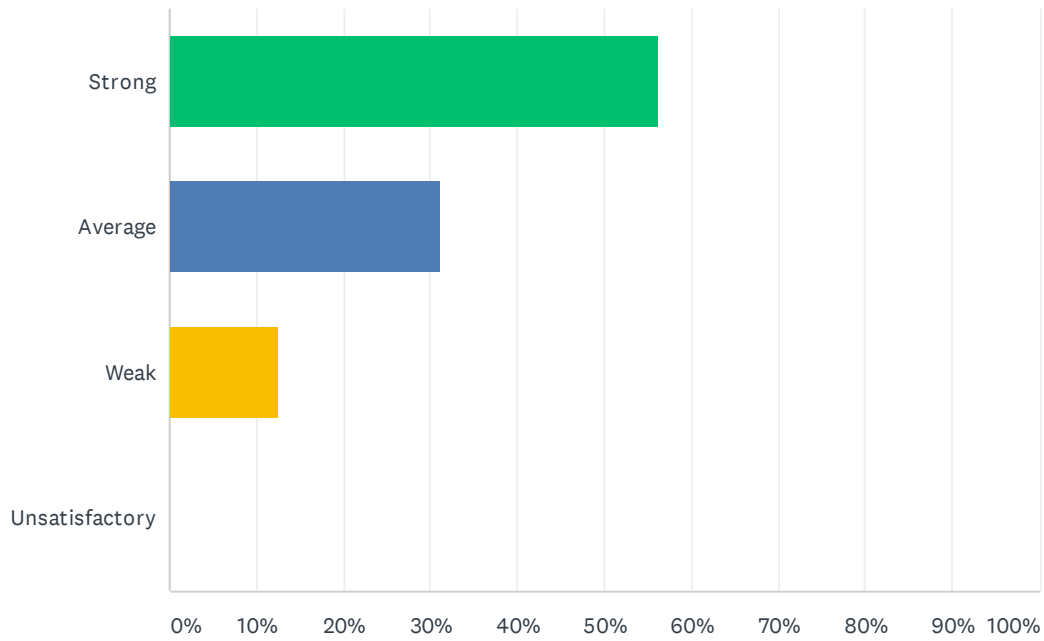
Answered: 15 Skipped: 1



ANSWER CHOICES	RESPONSES	
Primary	66.67%	10
Intermediate	26.67%	4
Both	6.67%	1
TOTAL		15

Q3 Site administration is sensitive to the needs of students, staff, and community.

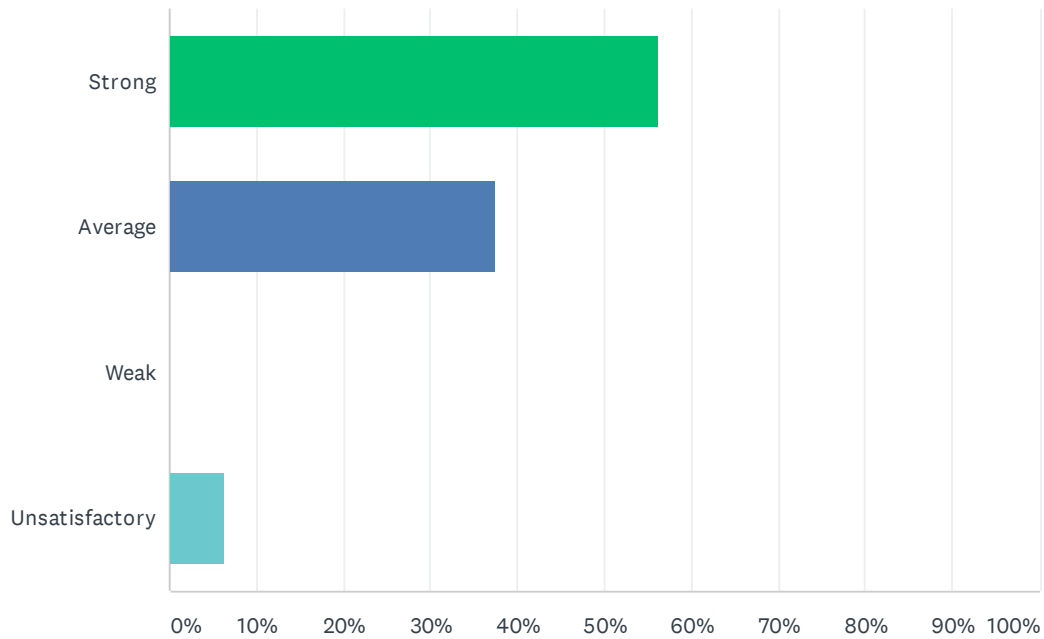
Answered: 16 Skipped: 0



ANSWER CHOICES	RESPONSES	
Strong	56.25%	9
Average	31.25%	5
Weak	12.50%	2
Unsatisfactory	0.00%	0
TOTAL		16

Q4 Site administration treats staff with respect; you feel like a valued member of a team

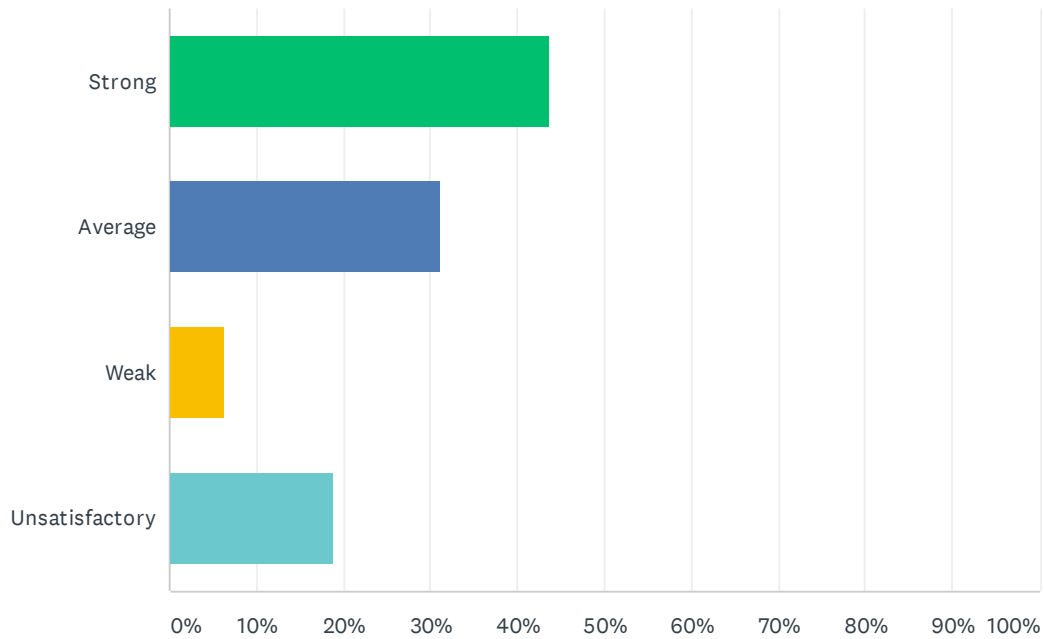
Answered: 16 Skipped: 0



ANSWER CHOICES	RESPONSES	
Strong	56.25%	9
Average	37.50%	6
Weak	0.00%	0
Unsatisfactory	6.25%	1
TOTAL		16

Q5 Site administration conducts classroom visits (walk-through) in least the disruptive manner and leaves timely feedback (within 24 hours).

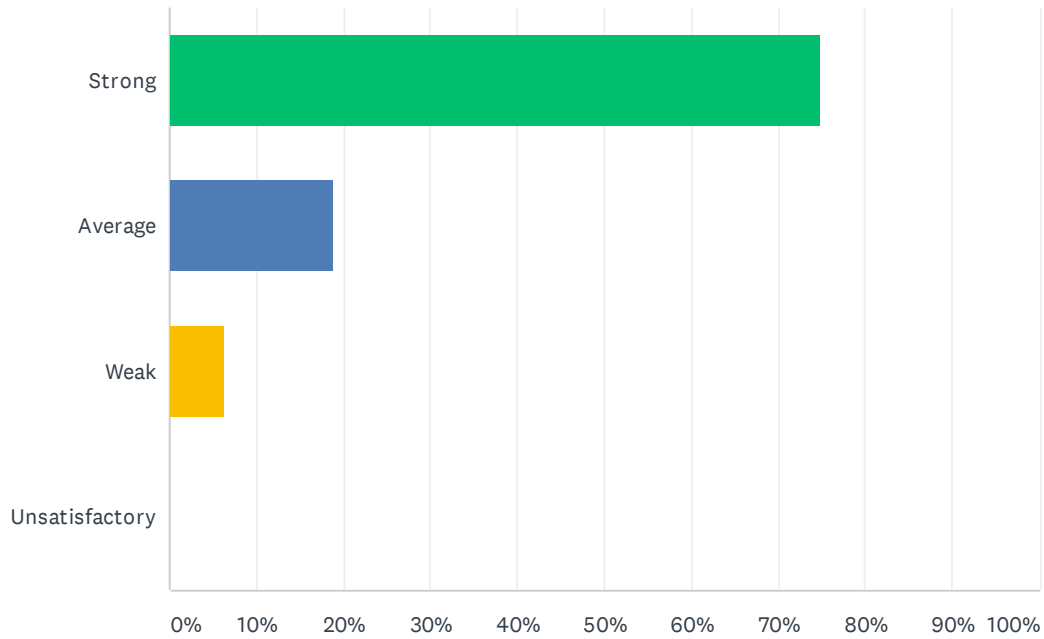
Answered: 16 Skipped: 0



ANSWER CHOICES	RESPONSES	
Strong	43.75%	7
Average	31.25%	5
Weak	6.25%	1
Unsatisfactory	18.75%	3
TOTAL		16

Q6 Site administration follows the contract and respects personal rights.

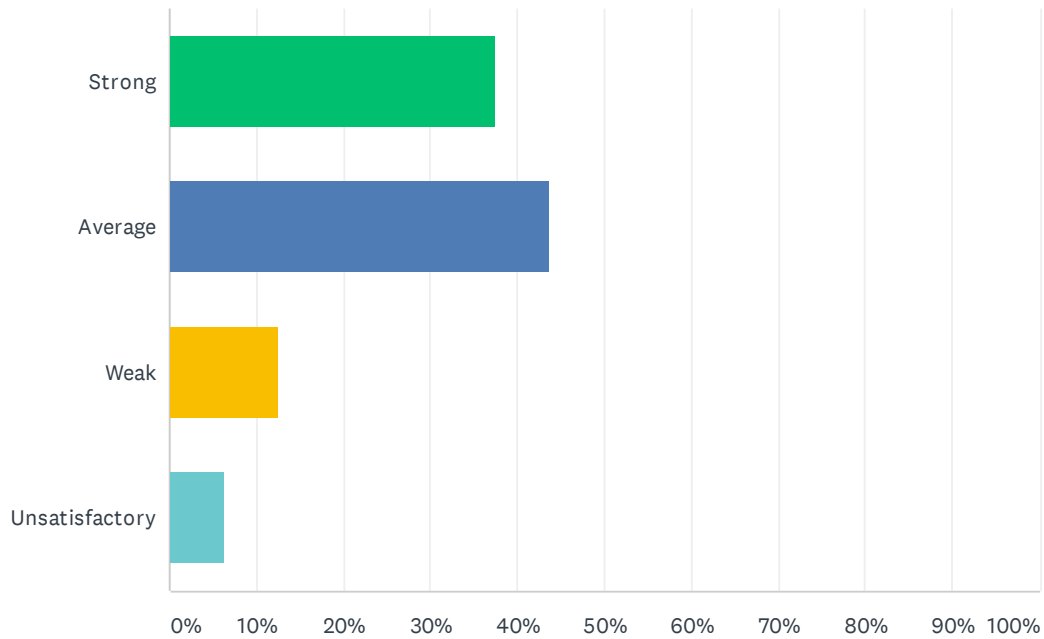
Answered: 16 Skipped: 0



ANSWER CHOICES	RESPONSES	
Strong	75.00%	12
Average	18.75%	3
Weak	6.25%	1
Unsatisfactory	0.00%	0
TOTAL		16

Q7 Administration utilizes staff according to their job description (ie. Coaches, APL's, Specialists & Staff).

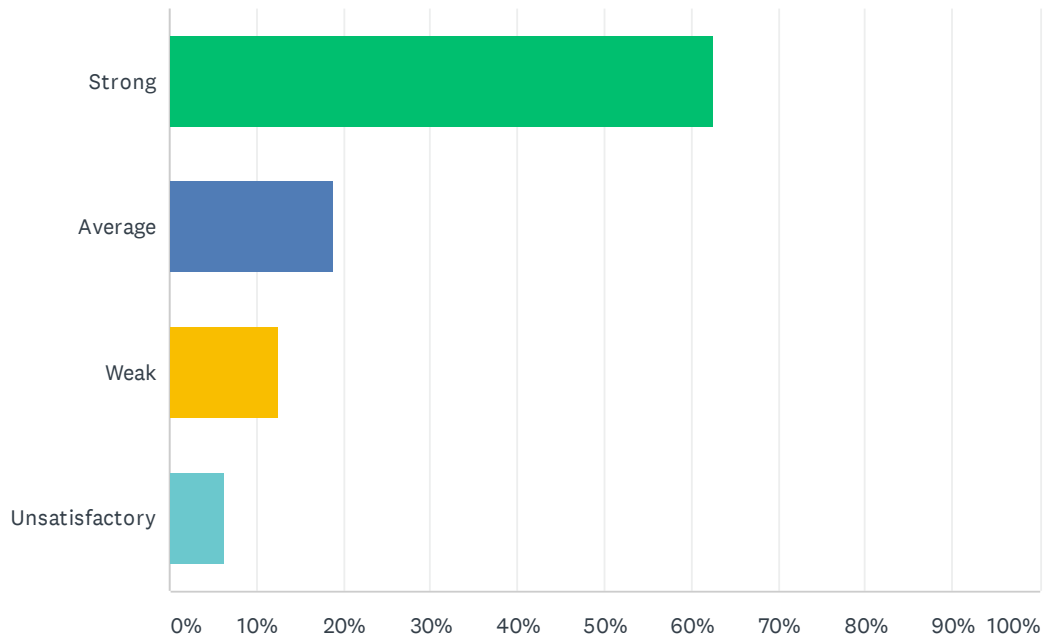
Answered: 16 Skipped: 0



ANSWER CHOICES	RESPONSES	
Strong	37.50%	6
Average	43.75%	7
Weak	12.50%	2
Unsatisfactory	6.25%	1
TOTAL		16

Q8 Administration maintains open communication with staff, parents, and students.

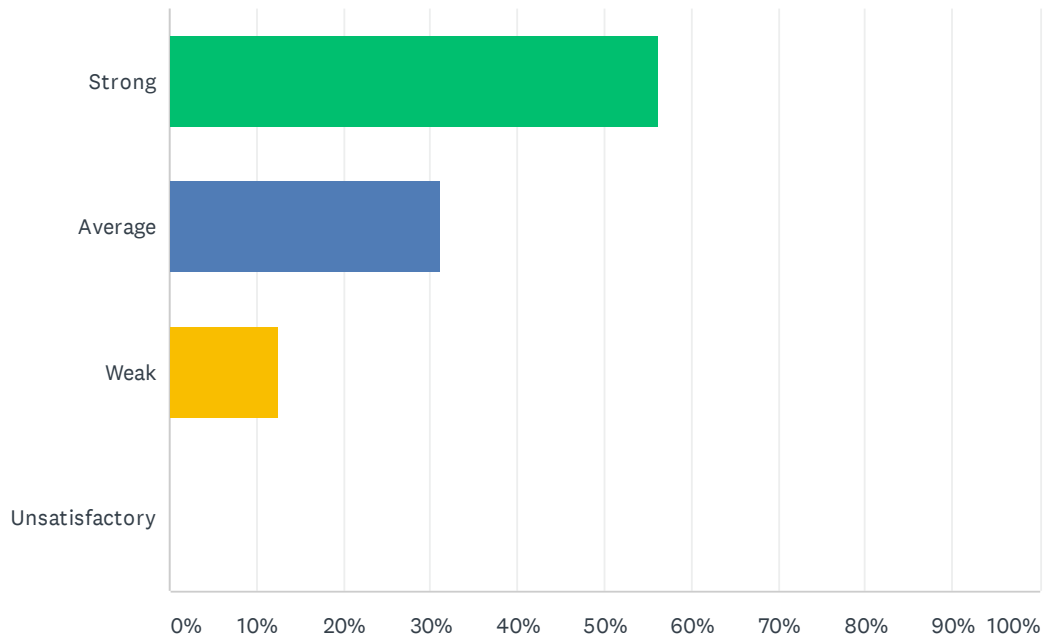
Answered: 16 Skipped: 0



ANSWER CHOICES	RESPONSES	
Strong	62.50%	10
Average	18.75%	3
Weak	12.50%	2
Unsatisfactory	6.25%	1
TOTAL		16

Q9 Administration supports staff against attacks and criticism from parents.

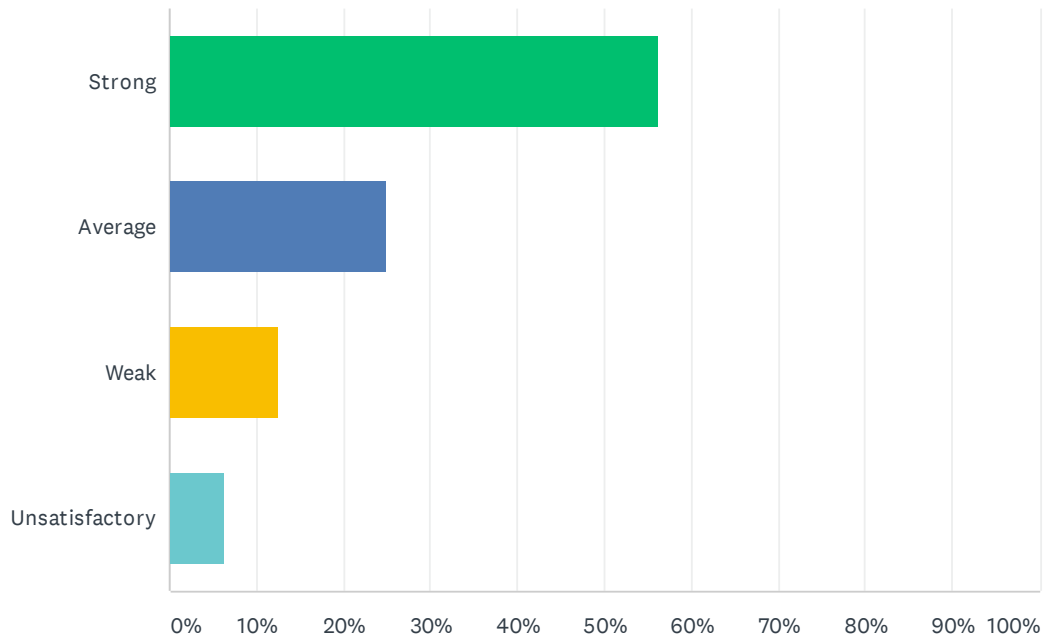
Answered: 16 Skipped: 0



ANSWER CHOICES	RESPONSES	
Strong	56.25%	9
Average	31.25%	5
Weak	12.50%	2
Unsatisfactory	0.00%	0
TOTAL		16

Q10 Site administration treats all teachers equally; there is no preferential treatment.

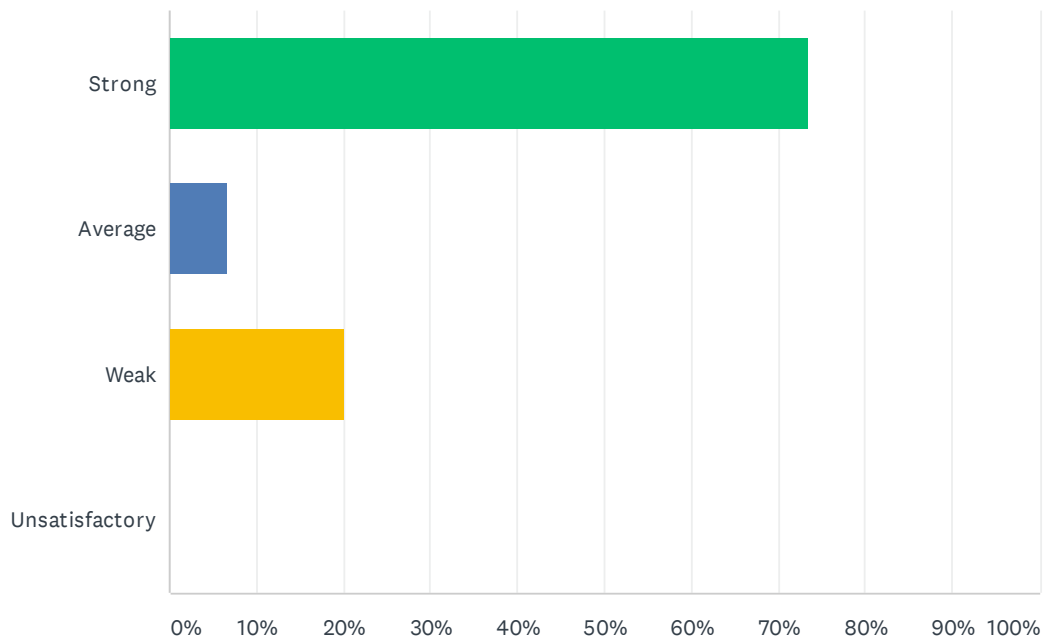
Answered: 16 Skipped: 0



ANSWER CHOICES	RESPONSES	
Strong	56.25%	9
Average	25.00%	4
Weak	12.50%	2
Unsatisfactory	6.25%	1
TOTAL		16

Q11 Administration supports classroom discipline procedures and follows District discipline guidelines.

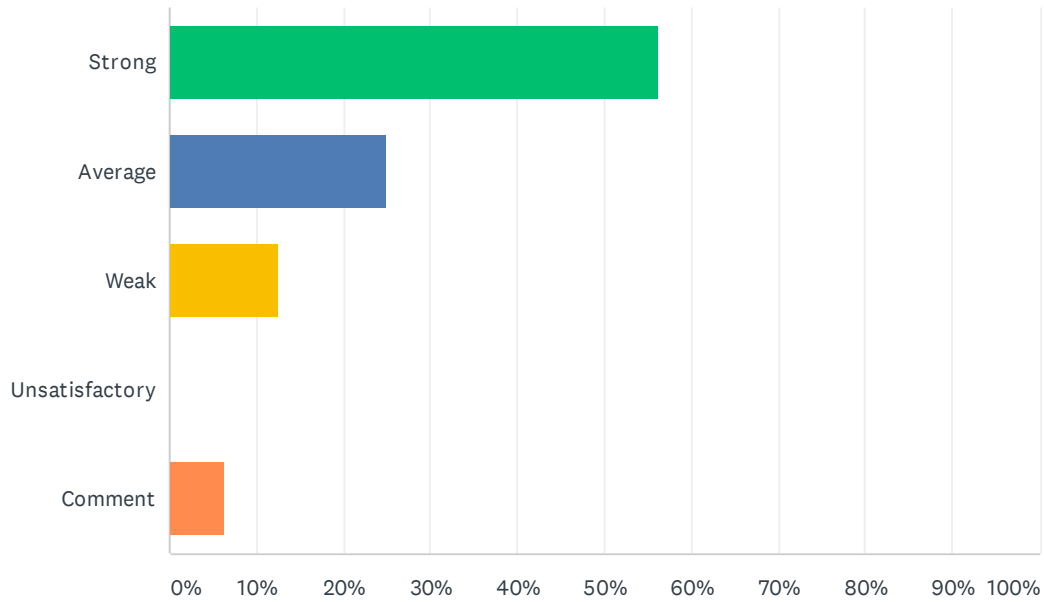
Answered: 15 Skipped: 1



ANSWER CHOICES	RESPONSES	
Strong	73.33%	11
Average	6.67%	1
Weak	20.00%	3
Unsatisfactory	0.00%	0
TOTAL		15

Q12 Administration processes ODR's (Office Disciplinary Referrals) within 48 hours and supports staff when discipline moves beyond classroom managed behaviors.

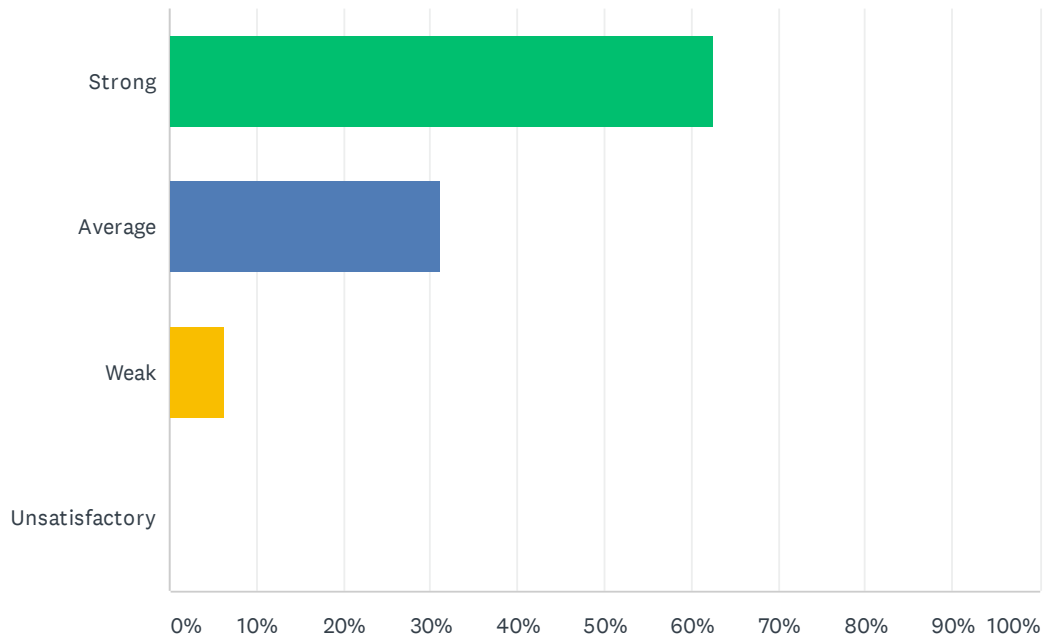
Answered: 16 Skipped: 0



ANSWER CHOICES	RESPONSES	
Strong	56.25%	9
Average	25.00%	4
Weak	12.50%	2
Unsatisfactory	0.00%	0
Comment	6.25%	1
TOTAL		16

Q13 Administration treats teachers as professionals; the teacher's word is not disregarded in favor of the student's.

Answered: 16 Skipped: 0



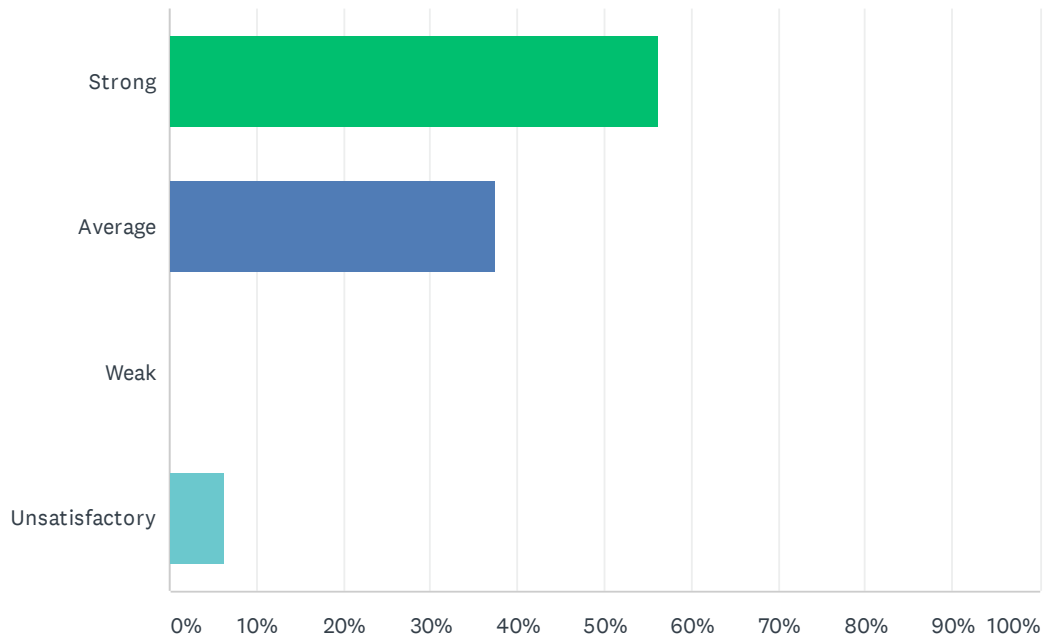
ANSWER CHOICES	RESPONSES	
Strong	62.50%	10
Average	31.25%	5
Weak	6.25%	1
Unsatisfactory	0.00%	0
TOTAL		16

Q14 How do you feel that your administration positively/negatively impacts working conditions at your site?

Answered: 11 Skipped: 5

Q15 Site staff is involved in setting school policies and budgetary priorities.

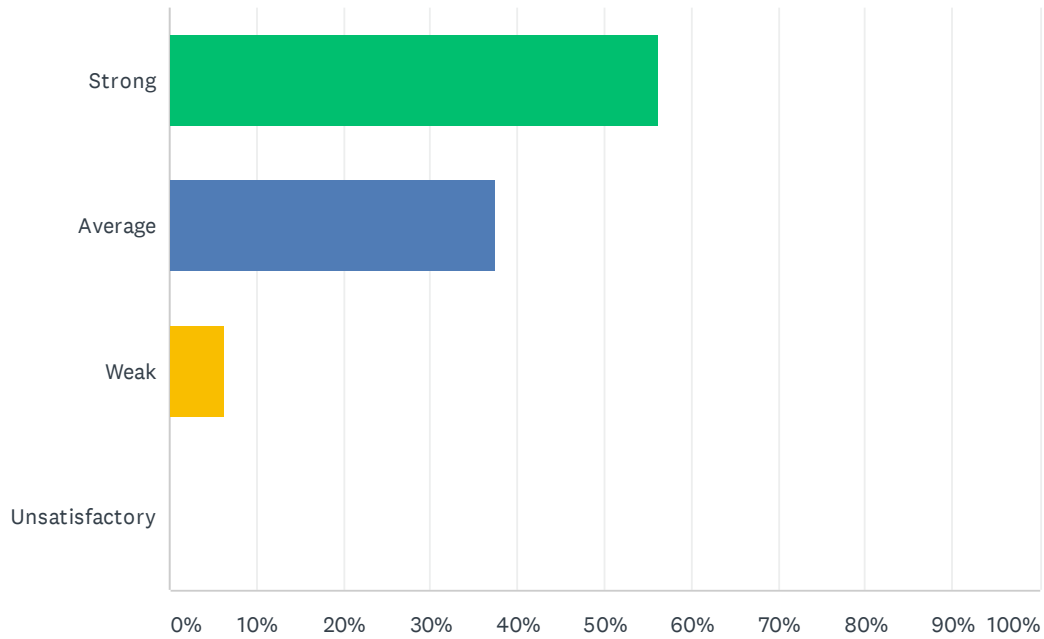
Answered: 16 Skipped: 0



ANSWER CHOICES	RESPONSES	
Strong	56.25%	9
Average	37.50%	6
Weak	0.00%	0
Unsatisfactory	6.25%	1
TOTAL		16

Q16 Site meetings are productive and not excessive.

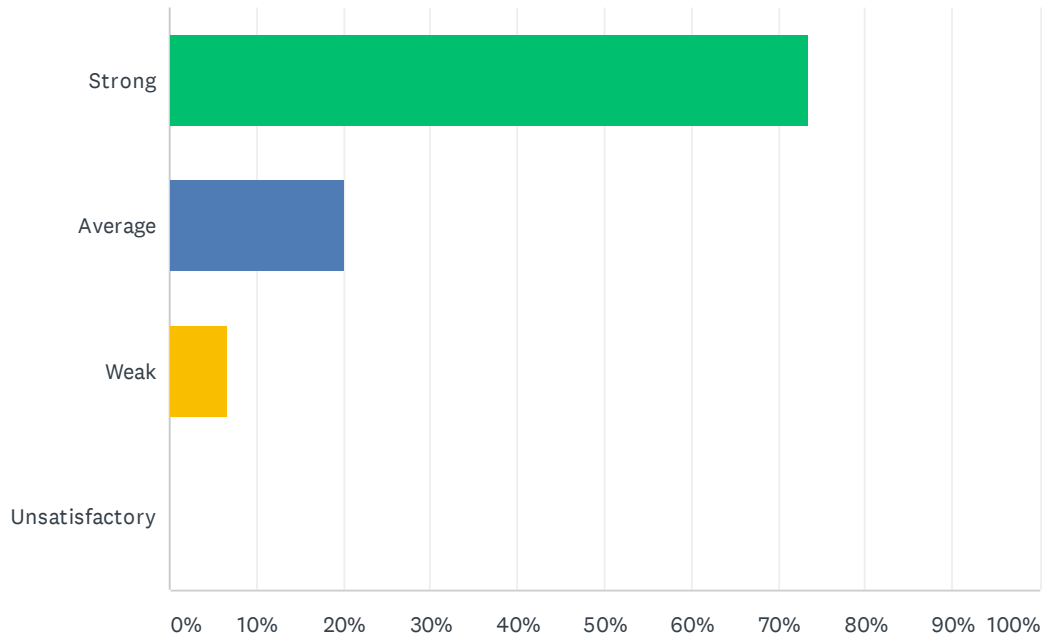
Answered: 16 Skipped: 0



ANSWER CHOICES	RESPONSES	
Strong	56.25%	9
Average	37.50%	6
Weak	6.25%	1
Unsatisfactory	0.00%	0
TOTAL		16

Q17 Bank days are used for PLC activities; Site administration uses two Bank Days a month and staff gets uninterrupted planning/preparation time twice a month during Bank Days.

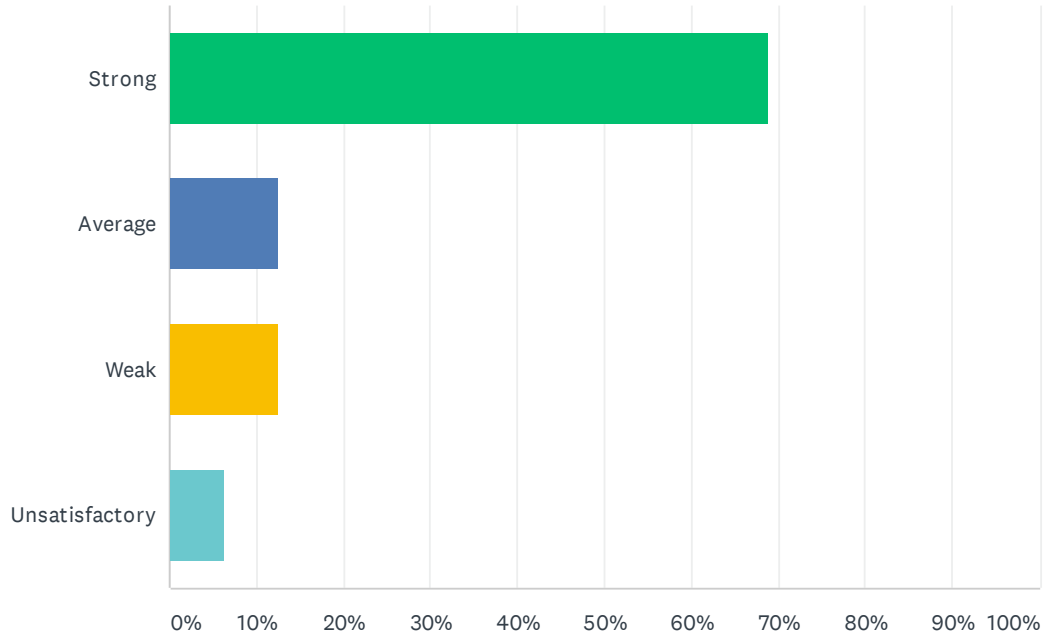
Answered: 15 Skipped: 1



ANSWER CHOICES	RESPONSES	
Strong	73.33%	11
Average	20.00%	3
Weak	6.67%	1
Unsatisfactory	0.00%	0
TOTAL		15

Q18 My site receives daily consecutive uninterrupted planning/preparation time. (30 minutes / 40 minutes)

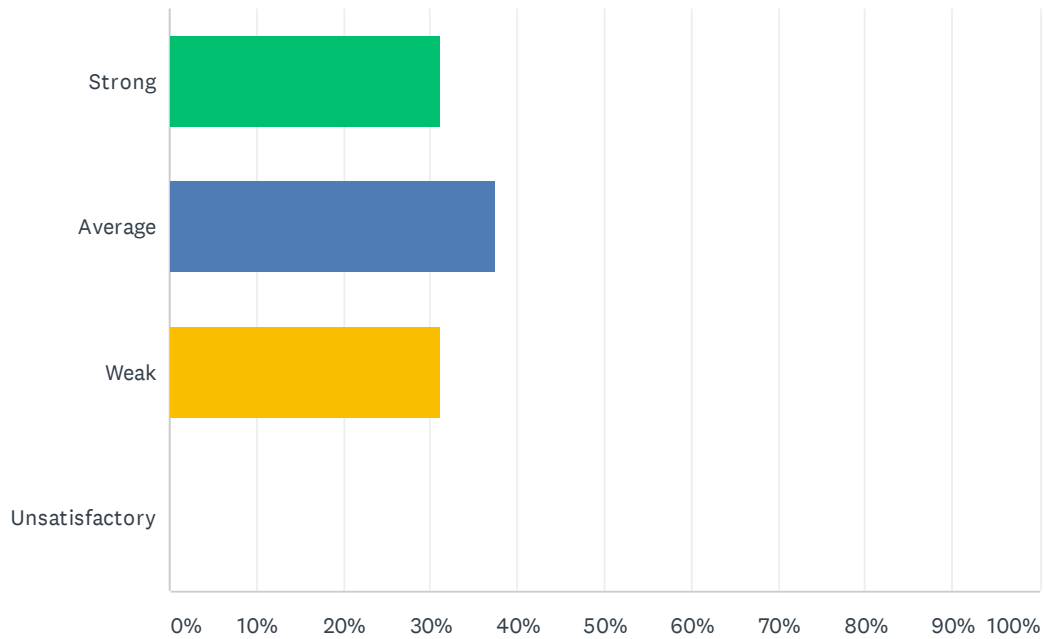
Answered: 16 Skipped: 0



ANSWER CHOICES	RESPONSES	
Strong	68.75%	11
Average	12.50%	2
Weak	12.50%	2
Unsatisfactory	6.25%	1
TOTAL		16

Q19 Staff is given time to input district required data (ie. Benchmarks, Dibels, CFAs, Report Card, and etc).

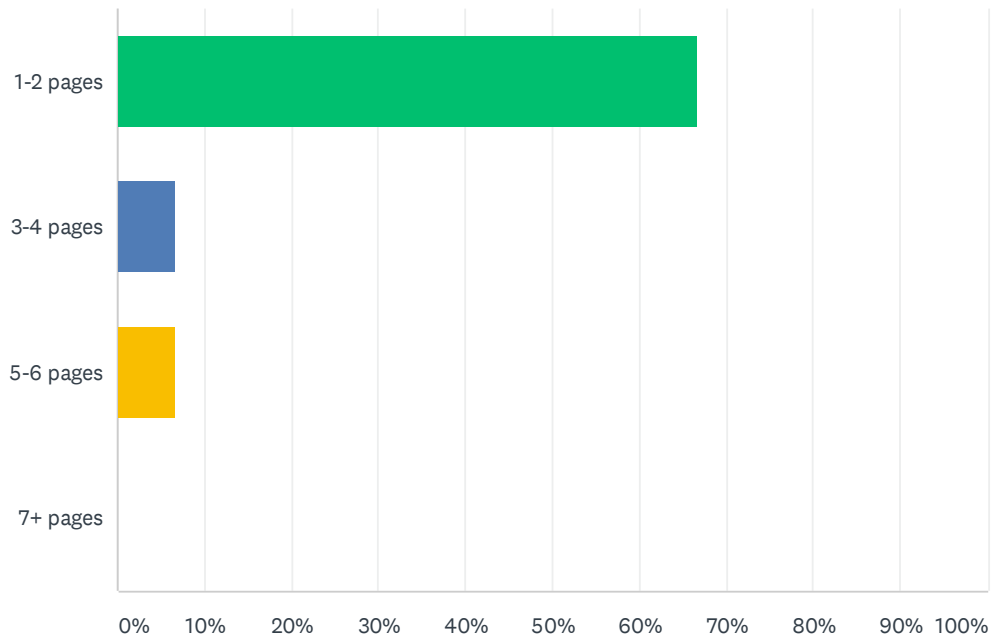
Answered: 16 Skipped: 0



ANSWER CHOICES	RESPONSES	
Strong	31.25%	5
Average	37.50%	6
Weak	31.25%	5
Unsatisfactory	0.00%	0
TOTAL		16

Q20 Teachers are required to submit complete, but not excessively lengthy lesson plans.

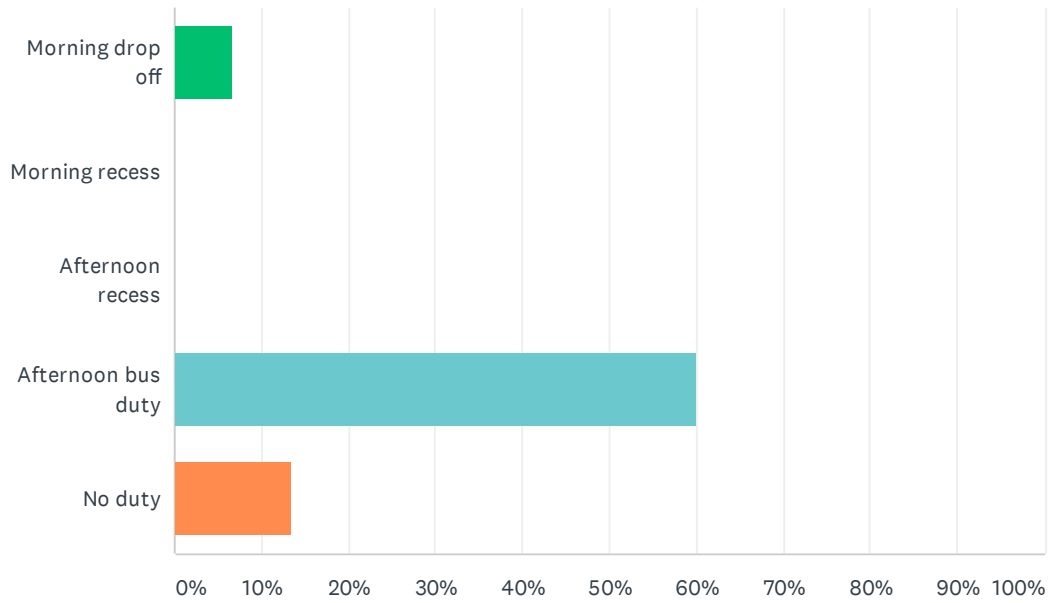
Answered: 15 Skipped: 1



ANSWER CHOICES	RESPONSES
1-2 pages	66.67% 10
3-4 pages	6.67% 1
5-6 pages	6.67% 1
7+ pages	0.00% 0
TOTAL	15

Q21 Staff has recess and/or bus duty.

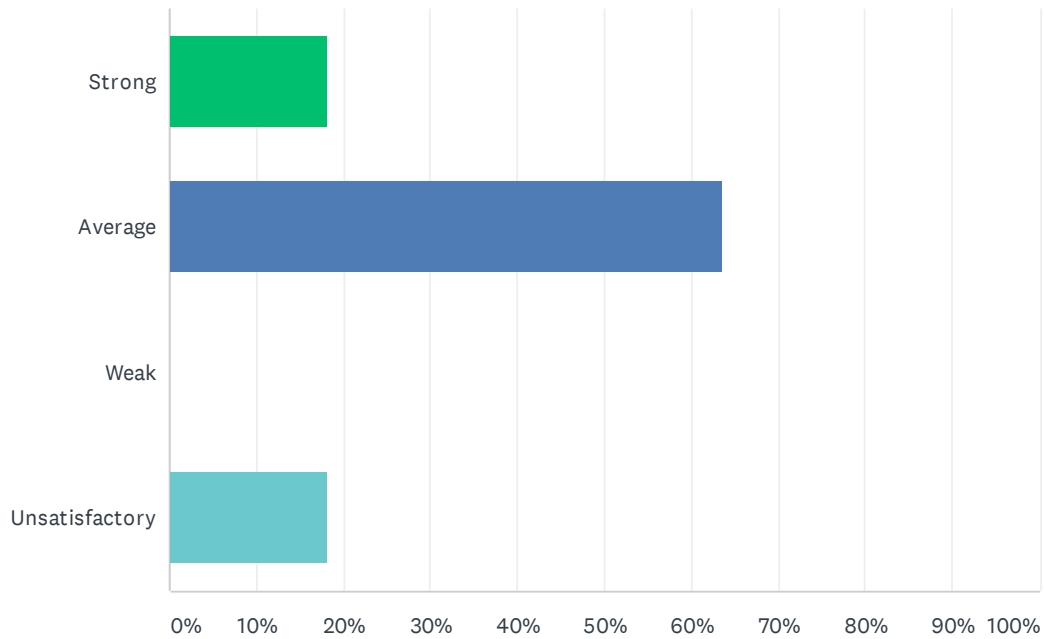
Answered: 15 Skipped: 1



ANSWER CHOICES	RESPONSES	
Morning drop off	6.67%	1
Morning recess	0.00%	0
Afternoon recess	0.00%	0
Afternoon bus duty	60.00%	9
No duty	13.33%	2
Total Respondents: 15		

Q22 The Special Education Department is assisting you with your questions, problems, and concerns.

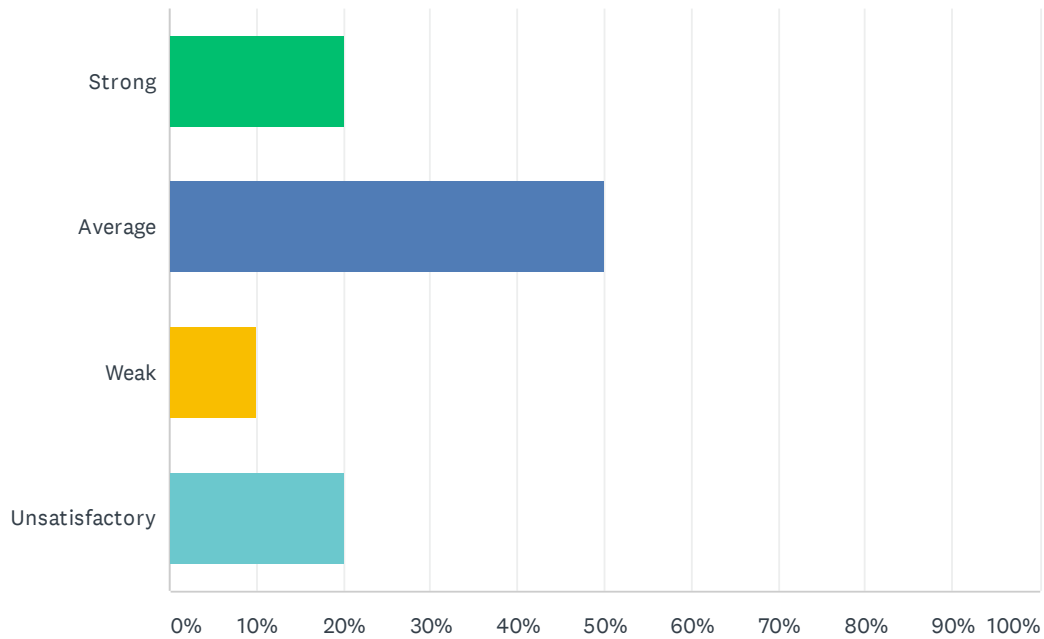
Answered: 11 Skipped: 5



ANSWER CHOICES	RESPONSES	
Strong	18.18%	2
Average	63.64%	7
Weak	0.00%	0
Unsatisfactory	18.18%	2
TOTAL		11

Q23 Special Education class size is balanced within each program to ensure student safety and individualized instruction.

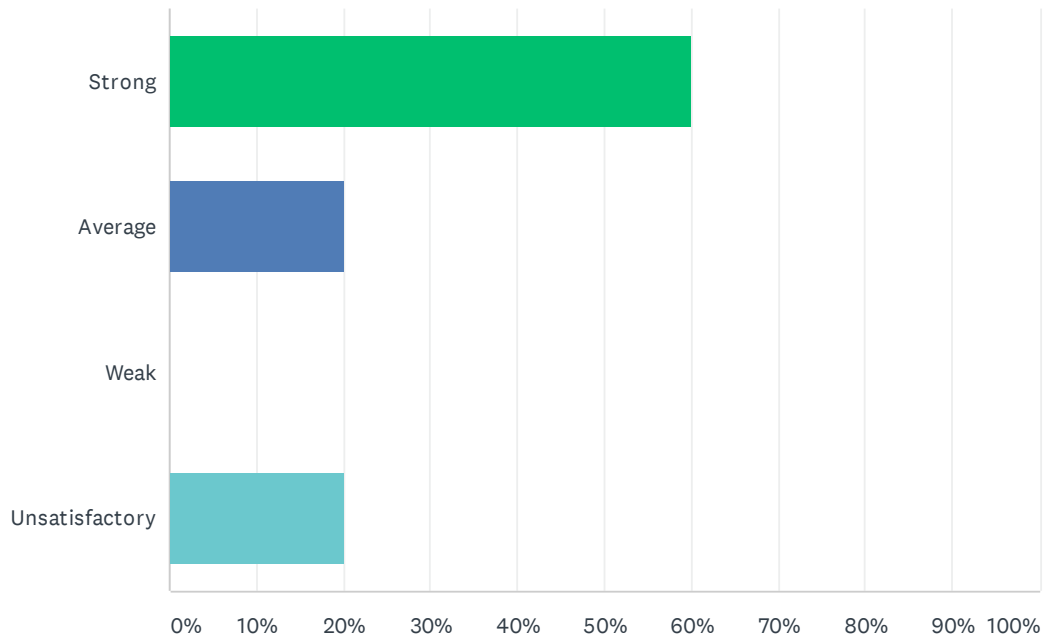
Answered: 10 Skipped: 6



ANSWER CHOICES	RESPONSES
Strong	20.00% 2
Average	50.00% 5
Weak	10.00% 1
Unsatisfactory	20.00% 2
TOTAL	10

Q24 Special education teachers have opportunities to participate in school-based, content area staff development.

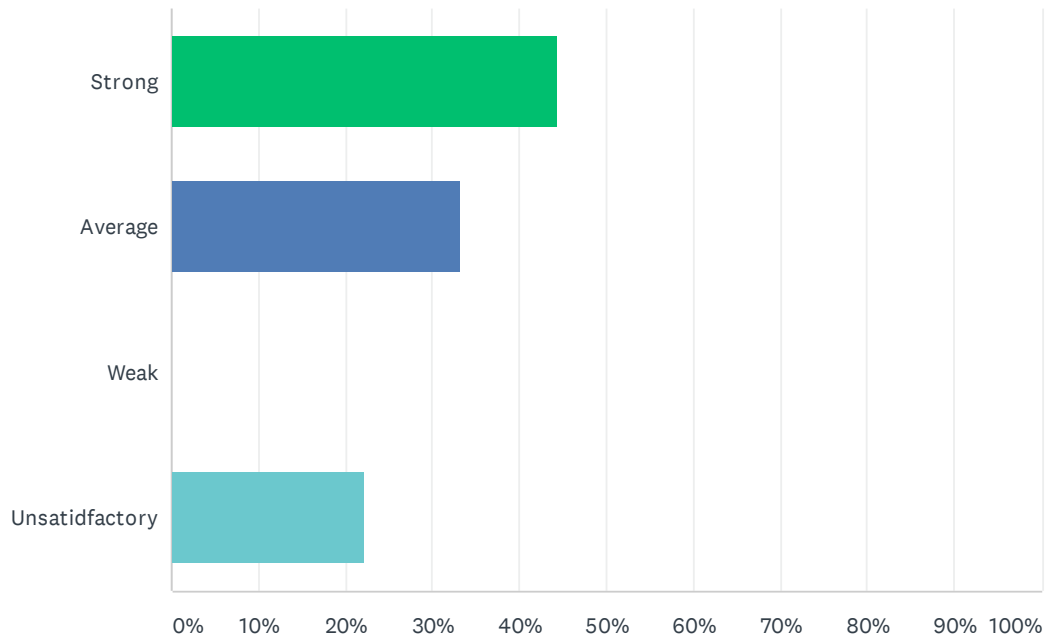
Answered: 10 Skipped: 6



ANSWER CHOICES	RESPONSES	
Strong	60.00%	6
Average	20.00%	2
Weak	0.00%	0
Unsatisfactory	20.00%	2
TOTAL		10

Q25 Special education teachers have needed access to ALL instructional resources provided to the general education teachers.

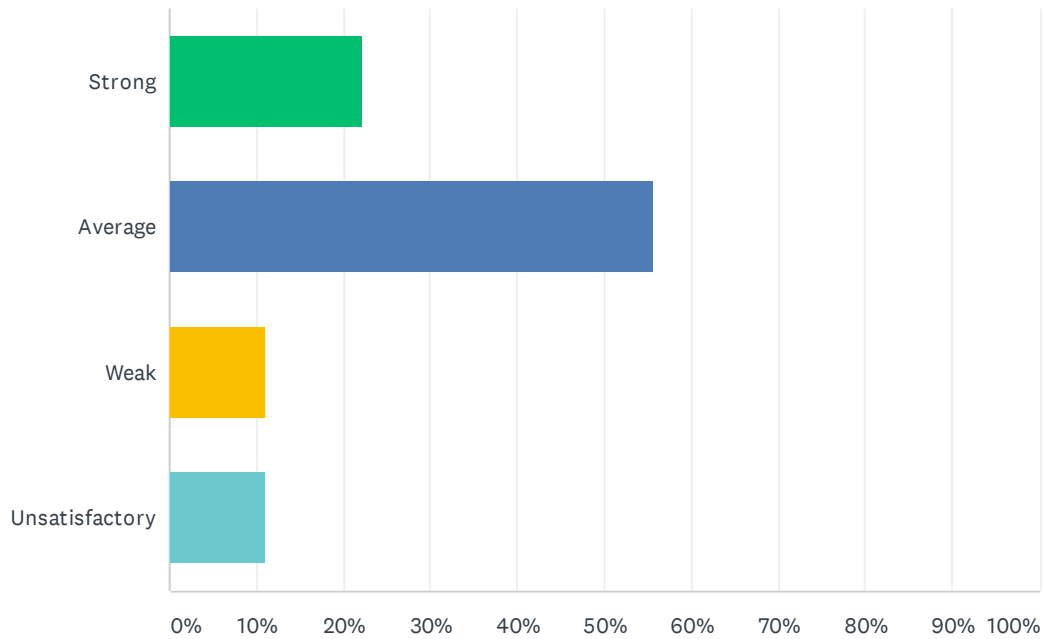
Answered: 9 Skipped: 7



ANSWER CHOICES	RESPONSES	
Strong	44.44%	4
Average	33.33%	3
Weak	0.00%	0
Unsatisfactory	22.22%	2
TOTAL		9

Q26 Special education teachers are adequately trained in the administration of state assessments and District IEP's.

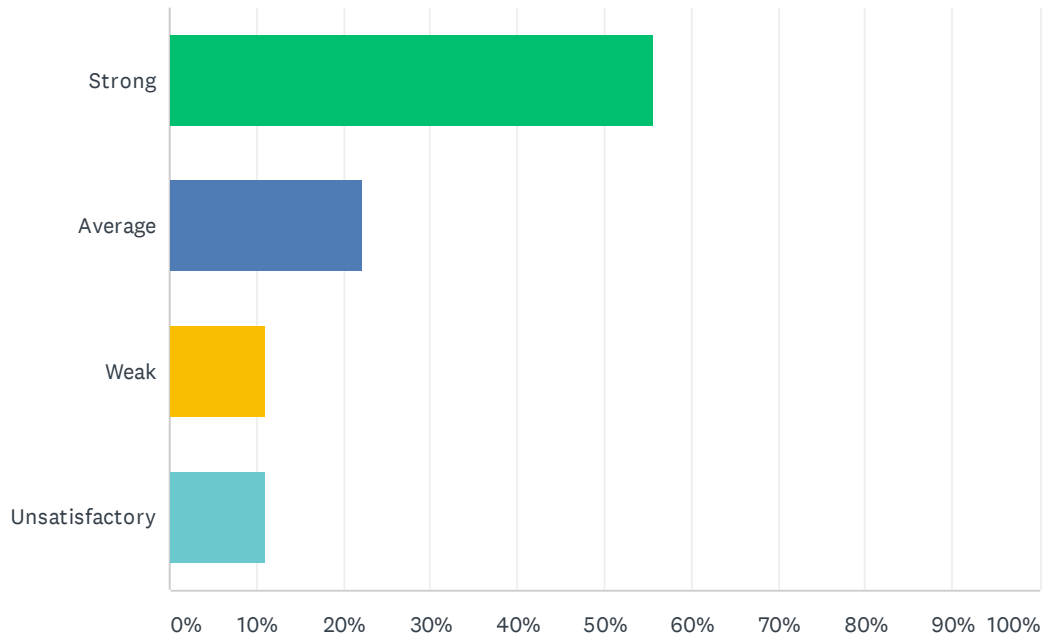
Answered: 9 Skipped: 7



ANSWER CHOICES	RESPONSES	
Strong	22.22%	2
Average	55.56%	5
Weak	11.11%	1
Unsatisfactory	11.11%	1
TOTAL		9

Q27 The site principal is accessible to discuss special education issues.

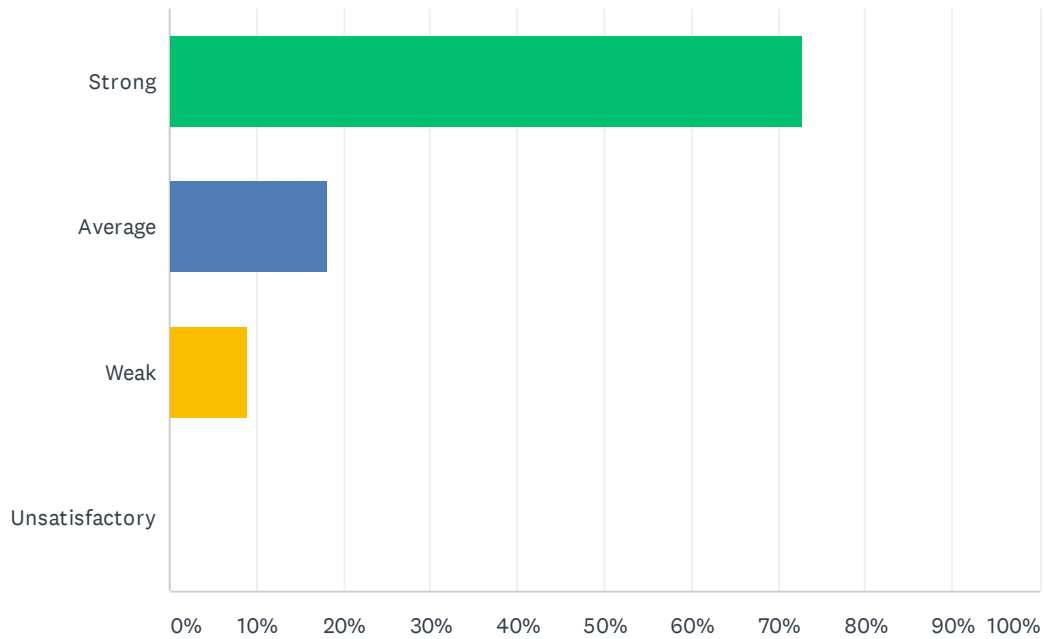
Answered: 9 Skipped: 7



ANSWER CHOICES	RESPONSES	
Strong	55.56%	5
Average	22.22%	2
Weak	11.11%	1
Unsatisfactory	11.11%	1
TOTAL		9

Q28 The site principal promotes equal opportunities for all students to learn.

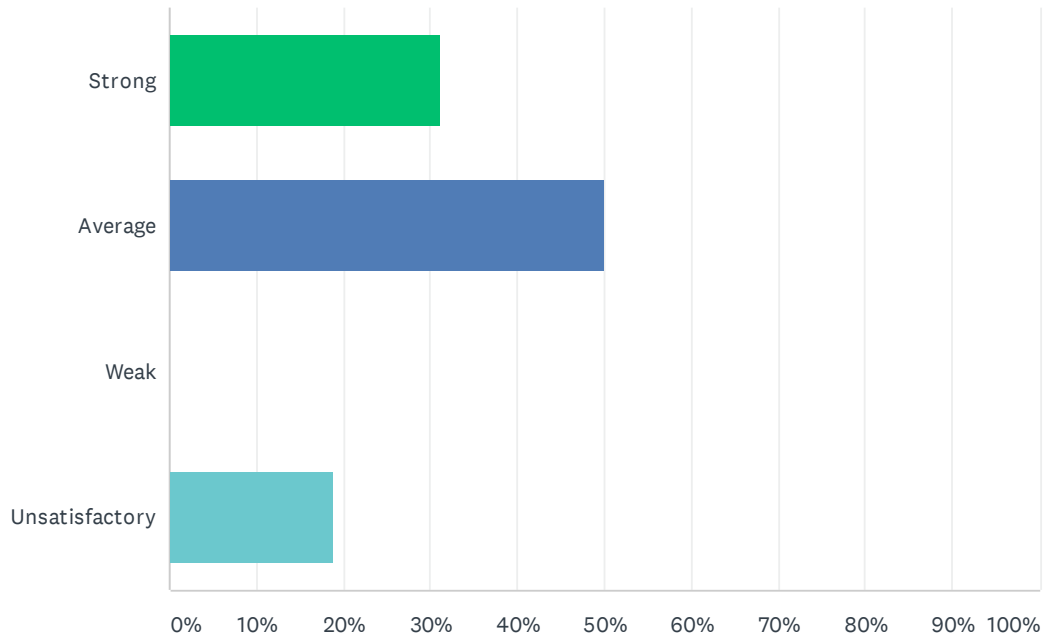
Answered: 11 Skipped: 5



ANSWER CHOICES	RESPONSES	
Strong	72.73%	8
Average	18.18%	2
Weak	9.09%	1
Unsatisfactory	0.00%	0
TOTAL		11

Q29 PBIS is used effectively and is improving behavior.

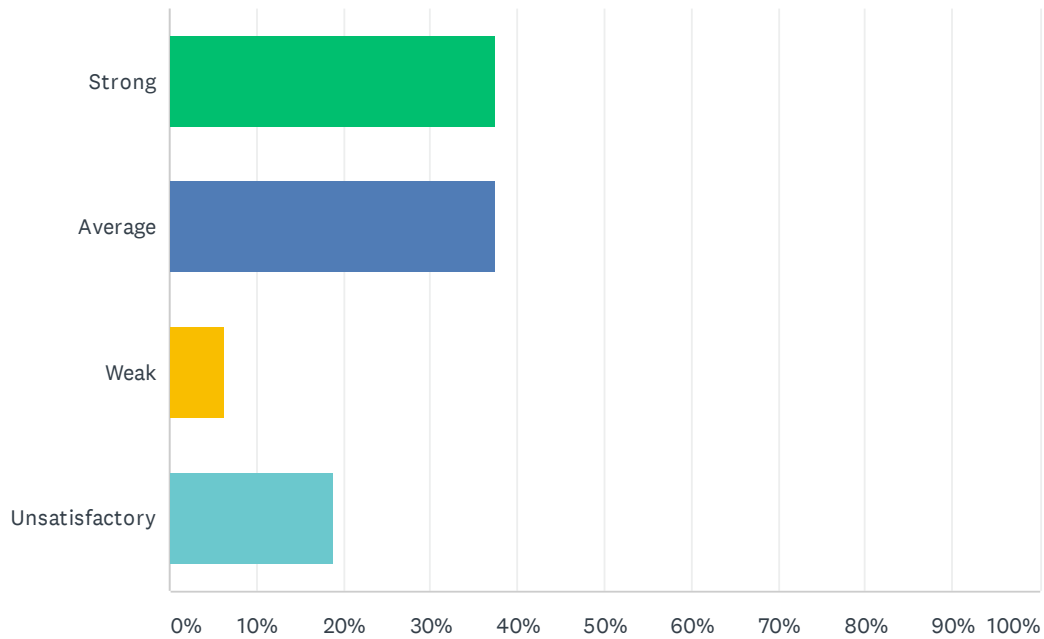
Answered: 16 Skipped: 0



ANSWER CHOICES	RESPONSES	
Strong	31.25%	5
Average	50.00%	8
Weak	0.00%	0
Unsatisfactory	18.75%	3
TOTAL		16

Q30 PBIS and Behavior Intervention Specialists are creating a safer environment at my site.

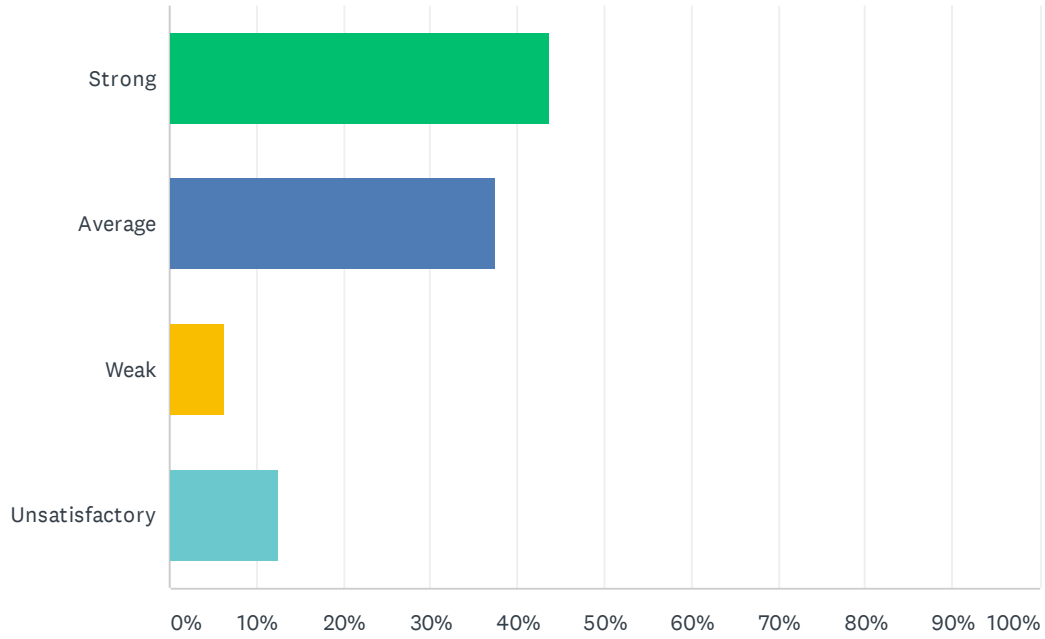
Answered: 16 Skipped: 0



ANSWER CHOICES	RESPONSES	
Strong	37.50%	6
Average	37.50%	6
Weak	6.25%	1
Unsatisfactory	18.75%	3
TOTAL		16

Q31 Staff and students feel safe at my site.

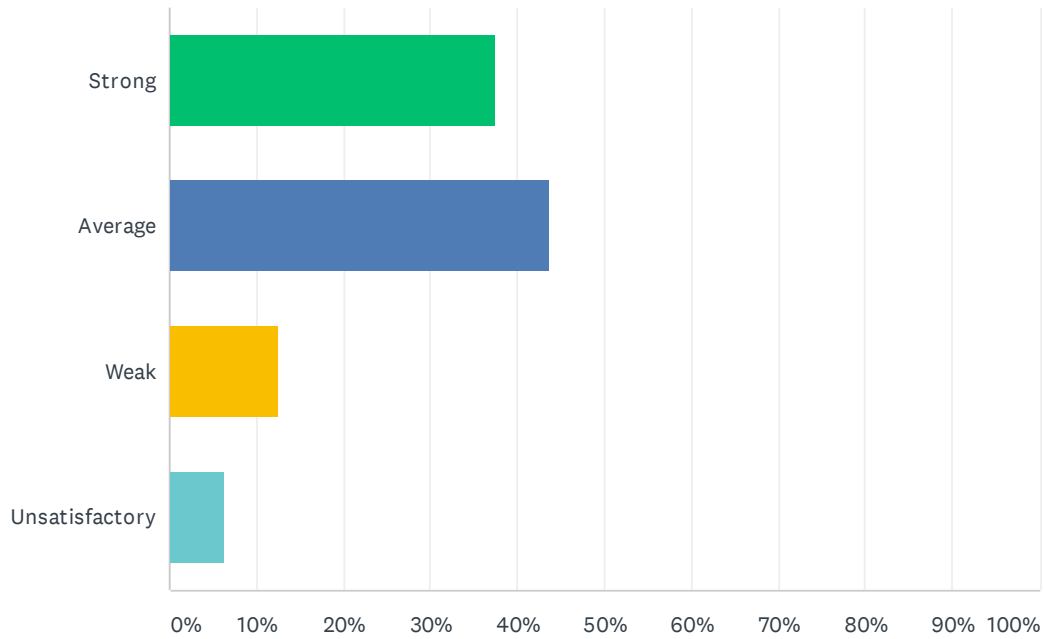
Answered: 16 Skipped: 0



ANSWER CHOICES	RESPONSES	
Strong	43.75%	7
Average	37.50%	6
Weak	6.25%	1
Unsatisfactory	12.50%	2
TOTAL		16

Q32 Discipline is improving at my site and not interfering with learning.

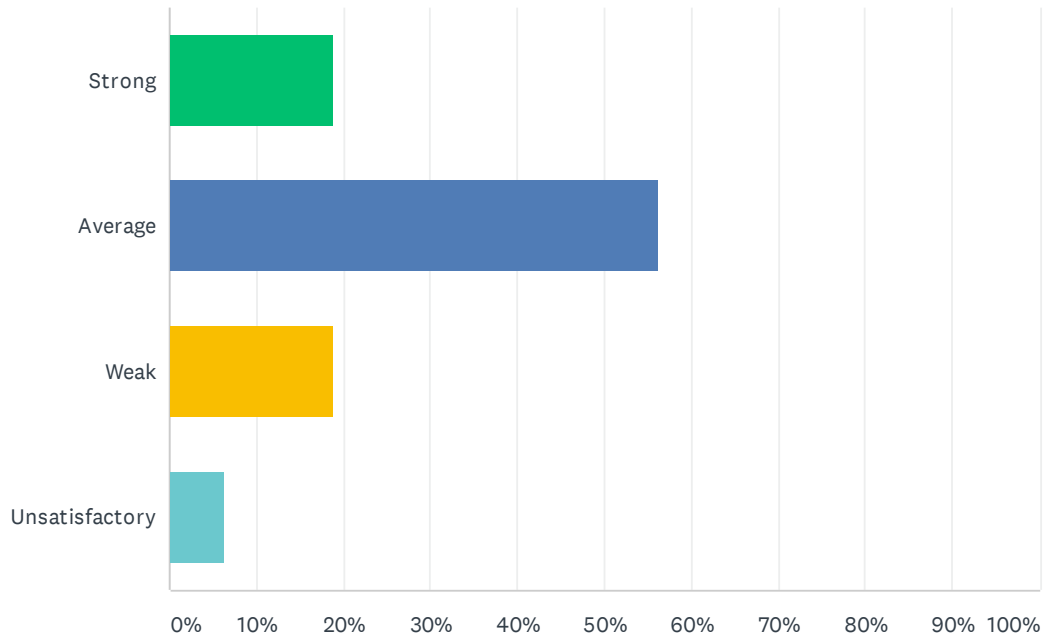
Answered: 16 Skipped: 0



ANSWER CHOICES	RESPONSES	
Strong	37.50%	6
Average	43.75%	7
Weak	12.50%	2
Unsatisfactory	6.25%	1
TOTAL		16

Q33 Positive referrals are an effective tool in improving discipline.

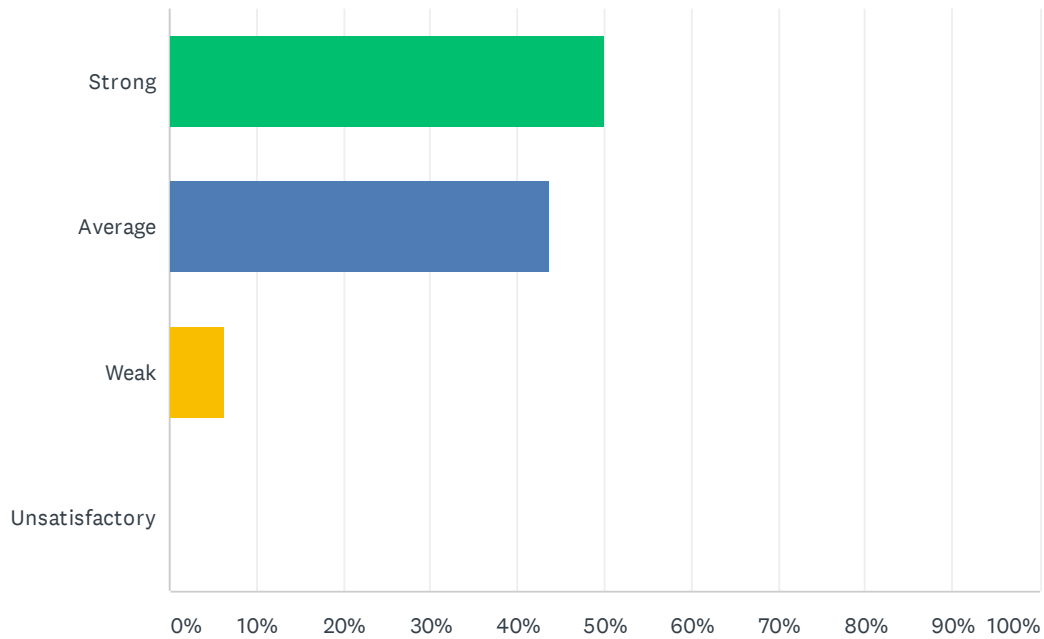
Answered: 16 Skipped: 0



ANSWER CHOICES	RESPONSES	
Strong	18.75%	3
Average	56.25%	9
Weak	18.75%	3
Unsatisfactory	6.25%	1
TOTAL		16

Q34 When ODR's (office disciplinary referral) are written the teacher's word is valued and trusted.

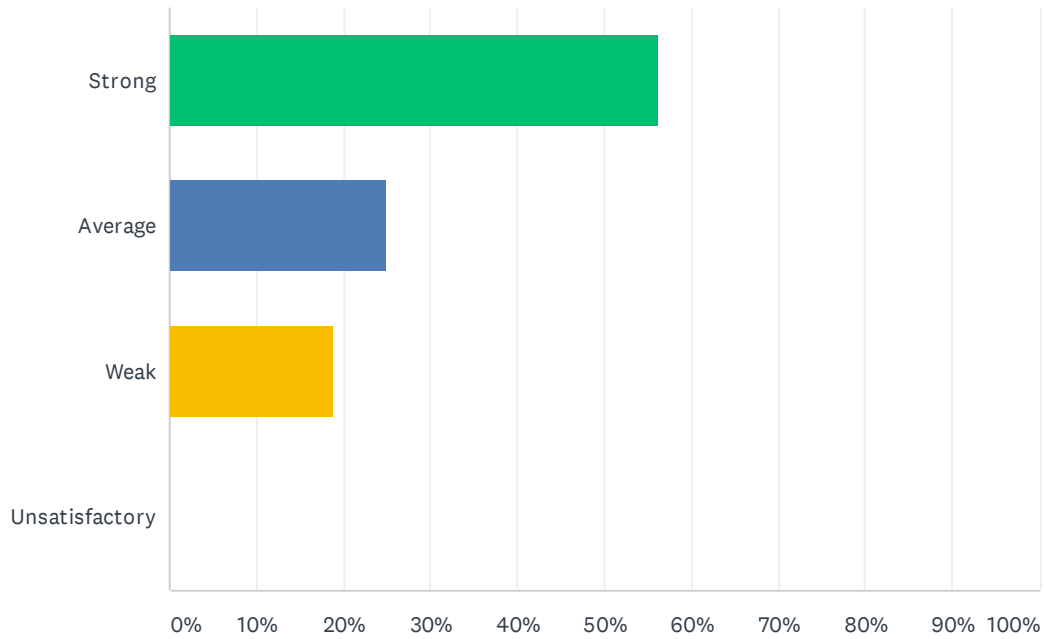
Answered: 16 Skipped: 0



ANSWER CHOICES	RESPONSES	
Strong	50.00%	8
Average	43.75%	7
Weak	6.25%	1
Unsatisfactory	0.00%	0
TOTAL		16

Q35 My site has a positive atmosphere.

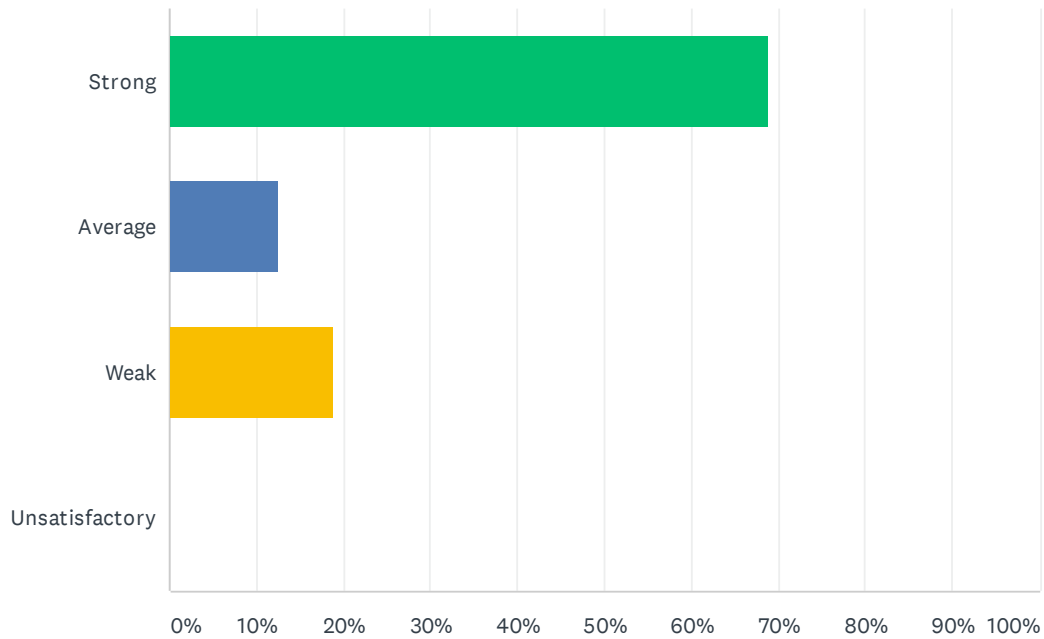
Answered: 16 Skipped: 0



ANSWER CHOICES	RESPONSES	
Strong	56.25%	9
Average	25.00%	4
Weak	18.75%	3
Unsatisfactory	0.00%	0
TOTAL		16

Q36 I would recommend my site to other employees and prospective teachers.

Answered: 16 Skipped: 0



ANSWER CHOICES	RESPONSES	
Strong	68.75%	11
Average	12.50%	2
Weak	18.75%	3
Unsatisfactory	0.00%	0
TOTAL		16