


THE COMING MARKET CRASH

IN CORRELATION TO THE PATTERNS OF ECLIPSE CYCLES

NOTABLE MARKET CRASHES

- 1929 Crash
- 1987 World Panic
- 1990 Tokyo Crisis
- 2000 Nasdaq Crisis
- 2001 Fall Panic
- 2007 Crash
- 2008 777 Point Drop
- 2009 Spring Crisis
- 2011 Debt Ceiling Panic
- 2012 NWO Crash
- 2015 The Big One?



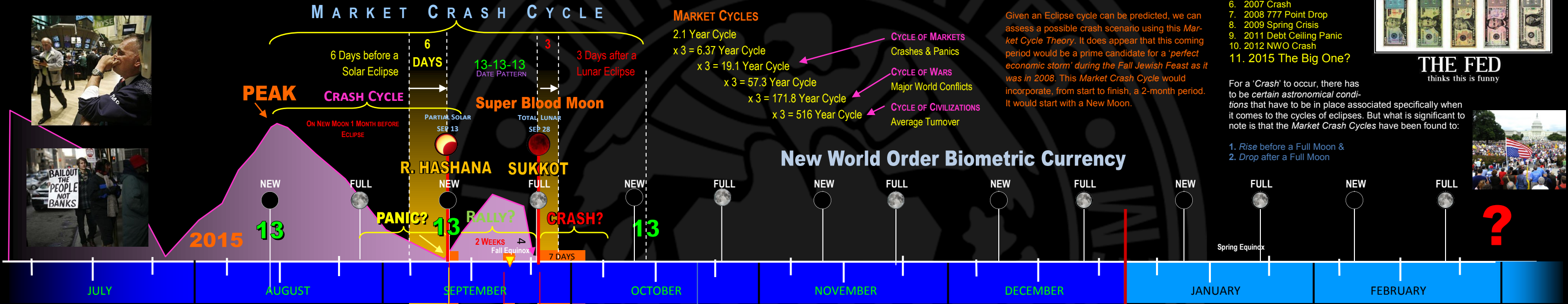
THE FED
thinks this is funny

For a 'Crash' to occur, there has to be certain astronomical conditions that have to be in place associated specifically when it comes to the cycles of eclipses. But what is significant to note is that the Market Crash Cycles have been found to:

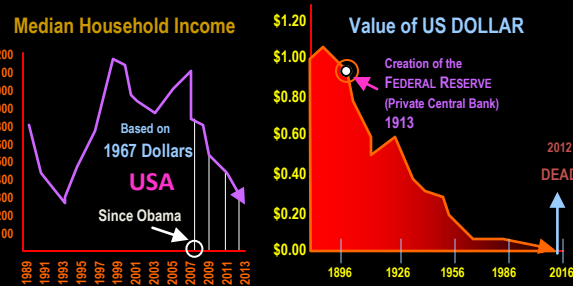
1. Rise before a Full Moon &
2. Drop after a Full Moon



The purpose of this chart is to present a synopsis of the natural cycles of market crashes as they correlate to eclipses. This Market Crash Theory was developed by the professor, Steve Pitts who is an expert on cycles. He studied the conditions that are needed for a major money market crash to occur. Based on his research, the next US market crash could be predicted to occur in the Fall of 2015. Is it a mere coincidence that the most recent 8 of the greatest market crashes have happened either 6 Days before a Full Moon or 3 Days after a Full Moon & within 6 weeks of a Solar Eclipse? This seemingly secret knowledge of the Market Crash Cycle was alleged to have manipulated the markets using a mathematical formula to predict such economic cycles by the Rothschild's for example. According to the author, Og Mandino, most New York money market investors used this knowledge & understanding to predict market repeating cycles that were based on ecliptic calculations. In turn, fortunes were made & maintained through investments based on this guarded knowledge. Ralph N. Elliott. He wrote a key piece in 1946 entitled 'Nature's Law - The Secret of the Universe' noting the mathematical calculation used to calculate the money markets called the Elliott Wave Theory.



As this theory of the Market Crash Cycles cannot be 100% reliable, there can also be an alternate cycle sequence that might occur way before the forecast-as it was in 1929.



Many Bible researchers hold a belief that the Luciferians that control the world economy and Wall Street -in these Last days, will use this coming Market Crash Cycle to perhaps inevitably implore the US-Europe dominated world economy to make way for their New World Order NWO. This is no big secret; the US President Bush I speech to Congress declared such a quest on September 11, 1991. (911 with 1991 = 911-1-991 sequence if 9=1 & 1=9 substituted) Interestingly, from the declaration to initiate the NWO on September 11, 1990 by the 1st Bush (Magog) to the attack on the Twin Towers on September 11, 2001 during the 2nd Bush (Gog) is 11 years. Then from the 9-11, 2001 Attack to September 11, 2012 is the 11th Year Anniversary. (a 11-11 numerical sequence order)



© Composition & Some Graphics by
LUIS B. VEGA
vegapost@hotmail.com
www.sonoma.edu/users/v/vegatu/eschatology
FOR ILLUSTRATION PURPOSES ONLY

Some Sources
DebkaFile.com
Rick Wiles Radio Show
ShadowStats.com
StockCharts.com
Trendsresearch.com
Trivisonno.com
True News Radio
Wikipedia.com

Part of the condition that also has to be in place, aside from the eclipse pattern, is that an economic or market 'bubble' has to accompany the ecliptic cycle as well. The following is the pattern that will most likely lead to a Market Crash Cycle according to the researchers. The conditions that have to occur for a market crash to happen are the following:

1. The 'Topping' in the markets will occur, leading up to a Full Moon 1 month before a Solar Eclipse. This will happen anywhere within the 13-15th of a month.
2. A 'Panic' or drop in the markets will ensue that will seem like a 'crash.' It can occur within the 6 days before the Solar Eclipse, but can occur beforehand.
3. A 'Rally' will ensue for about 2 weeks after the Solar Eclipse that will lead up to a Full Moon.
4. The 'Crash' will happen within the 3 days after the Lunar Eclipse occurs that accompanies the Solar Eclipse but can occur after that time as well.

You have a 13-13-13 number sequence in the 2 month period of a speculated market crash. You also have a date of OCT 31 & 13 NOV number sequence that 'mirrors' each other as does the 9-11 with the Nov 9 or 11-9 US Presidential Election date. A complete crash cycle would look something like the following:

- October 13, 2012: First of all, the market would 'Top' off around this time.
- October 31, 2012: Then around on 'All Hallows' Eve', the market would drop in a 'Panic'.
- November 13, 2012: Then the 6-Day window for the 'Crash' would lead up to the Solar Eclipse.
- November 13-28, 2012: Then the market would try to 'Rally' that will lead up to the Lunar Eclipse.
- November 28, 2012: Then within the 3-Day after the Lunar Eclipse, the actual 'Crash' would occur.
- December 13, 2012: It is also possible to have the actual 'Crash' extend, which leads to a Full Moon.