

DEVISE OF DC TO DC CONVERTER WITH SWITCHED CAPACITORS FOR HIGH VOLTAGE EFFICIENCY FOR GENERATING STATIONS

V Naresh¹, Y Narasimha Rao²

¹ P.G. Student, Dept of EEE, Narsimha Reddy Engineering College, Hyderabad, T.S, India.

² Assistant Professor, Dept of EEE, Narsimha Reddy Engineering College, Hyderabad, T.S, India.

Abstract- A household from bidirectional switched-capacitor converters along with higher increase proportion from any sort of favorable integer is actually recommended in this particular Project for dispersed electricity information (DERs) functions. As compared to various other existing South Carolina converters attaining a very same sale increase, the principal perks from the recommended converters are actually that they need a fairly lesser amount of buttons as well as capacitors, possess a fairly reduced button's as well as capacitor's stress and anxiety, which their affiliated chauffeur circuits are actually easier to recognize. Significantly, along with the manageable sale proportion being actually adaptable which the input and also result from the recommended converters are actually from mutual understanding, the suggested converters are actually commonly ideal for several uses. Additionally, as the recommended converters carry out certainly not have magnetic part or even any type of part that could significantly

weaken the converters' efficiency at heat, they are actually particularly practical for high-temperature treatments. Besides, the recommended converters can deliver bidirectional electrical power, which is actually a crucial need for surfacing treatments along with electric battery storing. Practice outcomes present that the max effectiveness manageable through this model ends 98% as well as the performance over the whole entire bunch array in between 25 W as well as 100 W ends 95.5% consisting of the chauffeur's reduction. The result current surge from the South Carolina converter is actually under 1%. When the South Carolina converter is actually open-loop handled, the bunch current law is actually fairly properly maintained at fewer than 5% in between total tons and also no lots shapes.

Keywords- DER; Capacitive switching devices; Bidirectional converters; efficiency; Switching timelimit.

I. INTRODUCTION

These power converters were based in two types of categories, isolated and non-isolated regarding the isolated topologies they are characterized by high number of switching devices 3, 4 on other hand, these topologies normally suffer from high switching losses of the power switches. Thus, topologies with soft switching were also proposed 5, 6 the drawback of this solution is the cost and complex control system. For the category of non-isolated several topologies have also been proposed. In the classical converter the polarity of dc buses is reverse with respect to a common ground 7 This drawback can be overcome by adding more switches to this configuration as presented in 8 To reduce the problem of the switching losses, topologies with soft switch were also proposed However, these topologies present an important limitation when is required a high voltage ratio. In this way, other topologies that allow extending the voltage ratio were proposed. A topology that uses a coupled-inductor bidirectional converter scheme was proposed in other topology that does not require coupled inductors were proposed in this topology is based on the SEPIC converter. However, it allows extending the voltage ratio. A non-isolated bidirectional DC/DC power converter

with quadratic voltage gain characteristics was presented in However, in this study it is only controlled the output voltage through a simple integral regulator. Thus it only can be used in standalone application. On other hand, the way that is controlled does not ensure stability of the system 13 in this work is proposed the study in ideal and non-ideal conditions of the bidirectional quadratic dc/dc power converter for the electrochemical storage systems. A fast and robust control system is also proposed. This controller is based on the sliding mode approach. In order to verify these characteristics several tests will be presented.

II. PREVIOUS STUDY

The voltage stress on the switches of this converter is kept at a constant low level even when the conversion ratio is increased to a very high level. However, the number of required modules in the converter increases linearly with a higher conversion ratio. To achieve a high-voltage-gain conversion, this converter will require a lot of power components. The complexity and cost of its associated driver circuits are also high. The double-wing multilevel SC converter that is based on MMCC, which requires fewer switches and still

achieving low voltage stress on the switches, is proposed. This step-up SC converter is named as N _ SC converter in 16 while it uses fewer components and has a flexible conversion ratio, the number of the capacitors and switches required are still relatively high for high-gain conversion applications. Besides, the output of the converter is not of common ground with the input voltage source. This limits the application of the converter to those not needing common ground and exclude those that needs it, e.g. telecommunication application. A bridge modular SC converter, which can further reduce the number of switches as compared to the MMCCC, is proposed. However, the achievable conversion ratio is rigid and highly discrete. Moreover, the output and input of the converter are not of common ground. These drawbacks limit its application. In the existing device bidirectional dc-dc converter along with higher current increase to manage the fee and also ejection from electrochemical storing bodies. The converter is actually defined through square current increase attributes in each path. In this particular circumstance that may be made use of to moderate a dc user interface in between the storing device as well as a dc/ac converter linked to the power framework. This is going to be actually analyzed the converter in excellent and also non-ideal disorders. A command unit to manage the outcome currents and also streams are actually additionally recommended. Likeness end results appear so as to verify the management device linked to the converter for the charge/discharge from the storing body.

III. PROPOSED SYSTEM

In recommended unit bidirectional switched-capacitor (South Carolina) converters along with higher increase proportion from any sort of beneficial integer is actually recommended in this particular task for circulated power information (DERs) apps. As compared to various other existing South Carolina converters accomplishing a very same transformation increase, the principal perks from the suggested converters are actually that they demand a fairly lesser amount of changes and also capacitors, possess a fairly lesser change's and also capacitor's anxiety, and also their linked motorist circuits are actually easier to discover. Notably, along with the doable sale proportion being actually versatile which the input and also result from the recommended converters are actually from mutual understanding, the suggested converters are actually largely suited for numerous treatments. Furthermore, as the suggested converters perform certainly not have magnetic element or even any sort of part that could significantly deteriorate the converters' efficiency at heat, they are actually particularly practical for high-temperature programs. Besides, the recommended converters can provide bidirectional electrical power, which is actually a vital criterion for developing functions along with electric battery storing. The suggested South Carolina converter is actually comprised

from simple components, which are actually largely made use of in several converters, like step ladder South Carolina converters, multiplier converters, multi-level DC-DC converters, and also the Air Conditioning A/C converters. Through modifying the hookup techniques from various components, a household from South Carolina converters is actually acquired. The suggested household from South Carolina converters possesses the complying with qualities. Allows bidirectional electrical power circulation, which matches the demand from electric battery treatment that is actually frequently utilized as storage space factors in DERs. As will definitely appear in part III, what separates the suggested technique off the approach from pouring South Carolina converters illustrated in the readily available literary works is actually the method which one element is actually linked to yet another. The amounts of changes as well as capacitors are actually each pretty reduced. Lowering the amount of buttons additionally decreases the lot of their chauffeur circuits and also associate circuits. This minimizes the expense from the elements and also the complication from the South Carolina converters. If the buttons as well as their associate circuits from the South Carolina converter are actually assembled in to an included circuit (IC) potato chip, at that point the measurements from the South Carolina converter is actually mostly identified due to the needed measurements as well as amount of the capacitors. As a result, minimizing the needed capacitor dimension and also amount is actually needed.

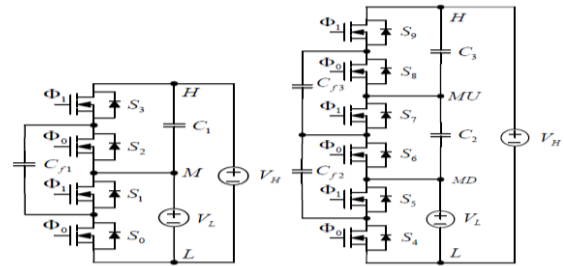


Fig.3.1: Basic bidirectional SC structures.

IV. SIMULATION RESULTS

The made proposal South Carolina converters are actually made up from a simple South Carolina tissue, complied with by waterfall from several simple South Carolina tissues. The input to the South Carolina tissues becomes part of or even all recommended the research study in excellent and also non-ideal health conditions from the bidirectional square dc/dc electrical power converter for the electrochemical storage space bodies. A rapid as well as durable management body is actually likewise recommended. This operator is actually according to the moving method technique. To validate these attributes a number of examinations will definitely exist.

V. CONCLUSION

These suggested South Carolina converters make use of fewer parts as compared to various other South Carolina converters along with the very same sale proportion. The variety of changes as well as the capacitors is actually reasonably less as well as the converters are actually lightweight because of the vacancy from magnetic elements. The command is actually straightforward as this is actually applied by means of a set from PWM indicators along with role proportion from 0.5 for every South Carolina element. Outcomes reveal that the converter possesses a reduced outcome current surge, which is actually lower than 1%. This can easily obtain great current rule from lower than 5% in between complete bunch as well as no lots also without responses command.

REFERENCES

- [1]. K. Hirachi, M. Yamanaka, K. Kajiyama, and S. Isokane, "Circuit configuration of bidirectional DC/DC converter specific for small scale load leveling system," in Proc. IEE Power Convers. Conf., Apr. 2002, vol. 2, pp. 603–609.
- [2]. Q. Zhao and F. C. Lee, "High-efficiency, high step-up DC–DC converters," IEEE Trans. Power Electron., vol. 18, no. 1, pp. 65–73, Jan. 2003.
- [3]. T. J. Liang and K. C. Tseng, "Analysis of integrated boost-flyback step-up converter," Proc. IEE Electr. Power Appl., vol. 152, no. 2, pp. 217–225, Mar. 2005.
- [4]. R. J. Wai and R. Y. Duan, "High-efficiency DC/DC converter with high voltage gain," Proc. IEE Electr. Power Appl., vol. 152, no. 4, pp. 793–802, Jul. 2005.
- [5]. B. Axelrod, Y. Berkovich, and A. Ioinovici, "Switched coupled-inductor cell for DC-DC converters with very large conversion ratio," in Proc. IEEE 32nd Annu. Ind. Electron. Conf., Nov. 2006, pp. 2366–2371.
- [6]. M. S. Makowski, "Realizability conditions and bounds on synthesis of switched-capacitor dc–dc voltage multiplier circuits," IEEE Trans. Circuits Syst. I. Fundam. Theory Appl., vol. 44, no. 8, pp. 684–691, Aug. 1997.
- [7]. O. C. Mak, Y. C. Wong, and A. Ioinovici, "Step-up DC power supply based on a switched-capacitor circuit," IEEE Trans. Ind. Electron., vol. 42, no. 1, pp. 90–97, Feb. 1995.
- [8]. F. L. Luo and H. Ye, "Positive output multiple-lift push-pull switchedcapacitor Luo-converters," IEEE Trans. Ind. Electron., vol. 51, no. 3, pp. 594–602, Jun. 2004.
- [9]. F. H. Khan and L. M. Tolbert, "A multilevel modular capacitor-clamped DC–DC converter," IEEE Trans. Ind. Appl., vol. 43, no. 6, pp. 1628–1638, Nov./Dec. 2007.
- [10]. D. Cao and F. Z. Peng, "Multiphase multilevel modular DC–DC converter for high-current high-gain TEG application," IEEE Trans. Ind. Appl., vol. 47, no. 3, pp. 1400–1408, May/Jun. 2011.

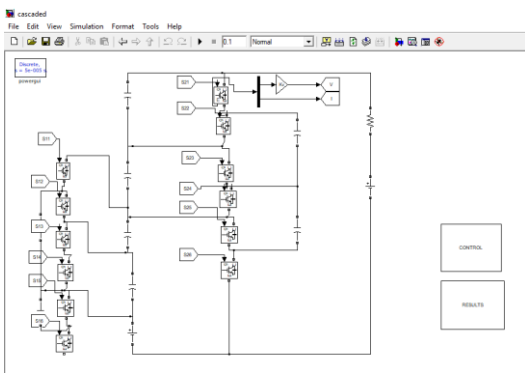


Fig.4.1:Simulation Circuit.

The 10-time South Carolina converter is actually comprised from 2 2-time as well as one 3-time South Carolina tissue. Both the 1st element and also the 2nd component are actually 2-time South Carolina tissues, and also the 3rd component is actually 3-time South Carolina tissue.

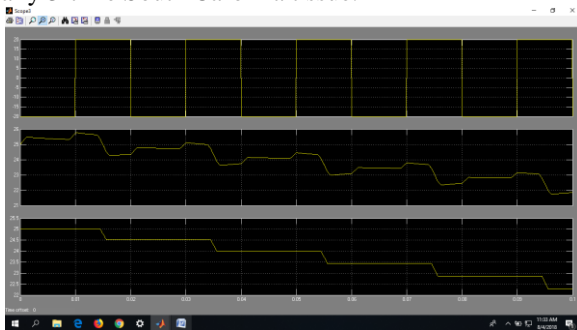


Fig.4.1:Voltage across the output.

Nodule L from the 2nd element is actually linked to nodule L from the initial element to develop nodule A from the 10-time South Carolina converter. Nodule M from the 2nd component is actually hooked up to nodule H from the 1st element to create nodule C from the 10-time South Carolina converter. Nodule L from the 3rd component is actually attached to nodule M from the initial component to create nodule B from the 10-time South Carolina converter. Nodule MD from the 3rd element is actually attached to nodule H from the 2nd element to create nodule D from the 10-time South Carolina converter.

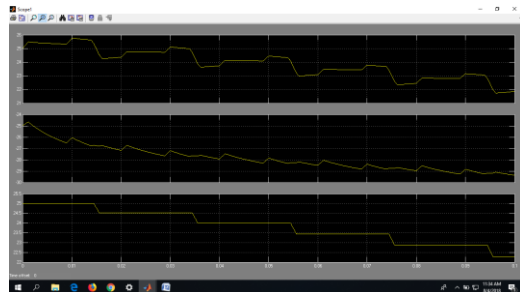


Fig.4.2: Voltage bucking condition.