

KANAWHA COUNTY

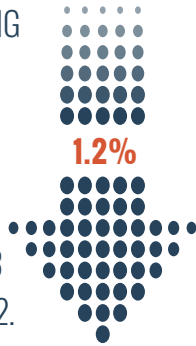
WEST VIRGINIA

Behavioral Health

SNAPSHOT



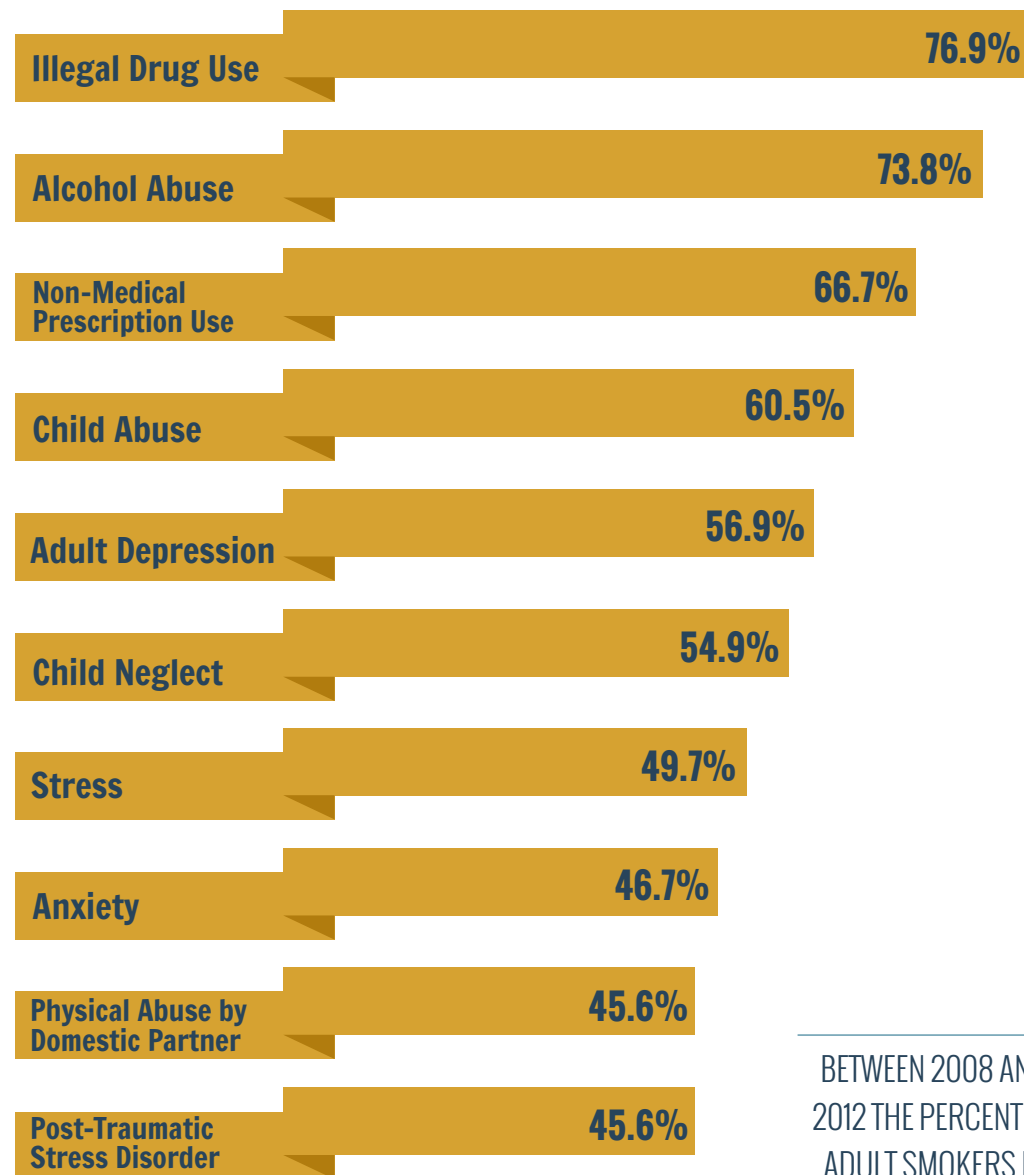
BINGE DRINKING
IN KANAWHA
COUNTY
DECREASED
FROM
8.6% IN 2008
TO 7.4% IN 2012.



191,275
Kanawha County
Population in 2013

TOP TEN KANAWHA COUNTY HEALTH PRIORITIES

As selected in a survey by local community leaders.



BETWEEN 2008 AND
2012 THE PERCENT OF
ADULT SMOKERS IN
KANAWHA COUNTY
INCREASED FROM
21.7% TO 21.8%.



7

Incidents of
reported child
abuse for every
1,000 children in
Kanawha County
in 2012.



11

Incidents of
domestic violence
for every 1,000
people reported in
Kanawha County
in 2012.



19.8%
of Kanawha
County adults
were diagnosed
with depression
in 2012.


KANAWHA COUNTY WEST VIRGINIA Behavioral Health SNAPSHOT

DOMESTIC VIOLENCE

KANAWHA COUNTY	WEST VIRGINIA
11 Incidents of domestic violence for every 1,000 people reported in 2012.	5.6 Incidents of domestic violence for every 1,000 people reported in 2012.

BINGE DRINKERS

KANAWHA COUNTY	WEST VIRGINIA
8.6% - 7.4% Binge drinkers ↓ decreased from 8.6% in 2008 to 7.4% in 2012.	6.3% - 7.6% Binge drinkers ↑ increased from 6.3% in 2008 to 7.6% in 2012.



ADULT DEPRESSION

KANAWHA COUNTY	WEST VIRGINIA
19.8% of adults were diagnosed with depression in 2012.	20.7% of adults were diagnosed with depression in 2012.

CHILD ABUSE

KANAWHA COUNTY	WEST VIRGINIA
7 Incidents of reported child abuse for every 1,000 children in 2012.	15 Incidents of reported child abuse for every 1,000 children in 2012.

KANAWHA COUNTY BEHAVIORAL HEALTH RELATIVE TO WEST VIRGINIA

BETTER THAN WEST VIRGINIA AND GETTING BETTER

Binge Drinking
Child Abuse & Neglect
Depression
Heavy Drinking

BETTER THAN WEST VIRGINIA AND GETTING WORSE

Drunk Driving Deaths
Smoking

WORSE THAN WEST VIRGINIA AND GETTING BETTER

Suicide
Teen Pregnancy

WORSE THAN WEST VIRGINIA AND GETTING WORSE

Depression among Medicare Recipients
Domestic Violence
Poor Mental Health Days
STDs

This snapshot infographic summarizes data on top community behavioral health priorities in Kanawha County, West Virginia as identified by its community leaders as of June 2014 and is a product of the CAPE Project (Community Assessment and Education to Promote Behavioral Health Planning and Evaluation). The information provided in this snapshot corresponds to an in depth community profile on Kanawha County, based on the 2014 CAPE survey as well as secondary sources such as County Health Rankings, National Highway Traffic Safety Administration, West Virginia Department of Health & Human Resources, West Virginia State Police Uniform Crime Reports, Centers for Disease Control and Prevention, Centers for Medicare and Medicaid Services, and Behavioral Risk Factor Surveillance System. CAPE is dedicated to identifying and sharing best practices for benchmarking community behavioral health and is funded by the Department of Health and Human Services' Substance Abuse and Mental Health Services Administration (SAMHSA) and facilitated by the United States Department of Agriculture's National Institute of Food and Agriculture.

CAPE | Community Assessment and Education to Promote Behavioral Health Planning and Evaluation
VISIT US ON THE WEB healthbench.info