


How To Register StruxureWare Licenses



STEP 1

- Go to <https://dcimassets.schneider-electric.com>

The screenshot shows the Schneider Electric DCIM Assets website. At the top left is the Schneider Electric logo. At the top right is the URL www.schneider-electric.com and a 'Contact' link, along with social media icons for SE TV, B, f, t, in, and YouTube. Below the logo is a green bar with 'DCIM Assets'. Underneath are three product icons: NetBotz, Data Center Expert, and Data Center Operation. To the right is a grey 'ALERTS' button. The main content area has a heading 'Welcome to the DCIM Entitlements site for Schneider Electric.' followed by 'Here you can:' and a bulleted list: 'Register Assets', 'Apply Entitlements', and 'Redeem Passcodes'. Below this is a link to a 'user help guide'. On the right side, there is a green 'User help guide' button with the text 'Learn how to manage your solution'. At the bottom left, there is a green 'Login' button and a link 'Not registered? Create an account!'. A footer at the bottom contains 'Home | Contact | www.schneider-electric.com' and 'Schneider Electric S A | Privacy'.

www.schneider-electric.com | Contact

SE TV B f t in YouTube

DCIM Assets

NetBotz Data Center Expert Data Center Operation

ALERTS

Welcome to the DCIM Entitlements site for Schneider Electric.

Here you can:

- Register Assets
- Apply Entitlements
- Redeem Passcodes

For additional support, please watch the step-by-step [user help guide](#).

User help guide
Learn how to manage your solution

Log-in or Register

Login

[Not registered? Create an account!](#)

Home | Contact | www.schneider-electric.com Schneider Electric S A | Privacy

- Fill out registration form to create an account

E-mail address will be used as your Login



Welcome! Please enter your company name, a valid email address, and a password. We will then create an account and log you in!

Company Name

Email

Password

Confirm Password

STEP 2



Home User Management Preferences

+ Add Group

Q Search

APC MSK Demo

Training20160404

Create a Group for your Assets



Welcome, for-nb-demo@yandex.ru; APC MSK Demo [Export](#) [Logout](#)

Home User Management Preferences

+ Add User	Email	Permissions	
	for-nb-demo@yandex.ru	Admin	
Edit	Remove	valentin.kozlov@schneider-electric.com	Admin

And additional Users who can perform actions on site

STEP 3

- Register your Asset

The screenshot shows the Schneider Electric web interface. At the top left is the Schneider Electric logo. At the top right, it says "Welcome, for-nb-demo@yandex.ru; APC MSK Demo" with links for "Export" and "Logout". Below this is a navigation bar with "Home", "User Management", and "Preferences". A sidebar on the left contains "Add Group", "Search", and a list of groups: "APC MSK Demo" and "Training20160404". The main content area has a "Filter by Type" dropdown and buttons for "Register Asset", "Receive Asset", and "Export". Below these are asset entries: "RP Demo - Struxureware Data Center Expert Virtual ..." and "Demo Netbotz - NetBotz Rack Monitor 570". A "Register Asset" dialog box is open in the foreground, with a green border and a green title bar. It contains the following fields:

- Type: AP9465 - Struxureware Data Center Expert
- Label: My DCE Server
- MAC Address: D4:AE:52:
- Serial Number: FA12146

At the bottom of the dialog box are "Cancel" and "Apply" buttons. Two green arrows point from the "Register your Asset" bullet point to the "Register Asset" button in the main interface and the "Register Asset" dialog box.

Notes:

- Label is an asset name shown in assets list
Use any friendly name you want.
- Write MAC Address of Public LAN interface (Gb1)
- Serial Number you can find on server's cover or at "About" window of DCE/DCO client in case of deployment software on virtual machine.

STEP 4

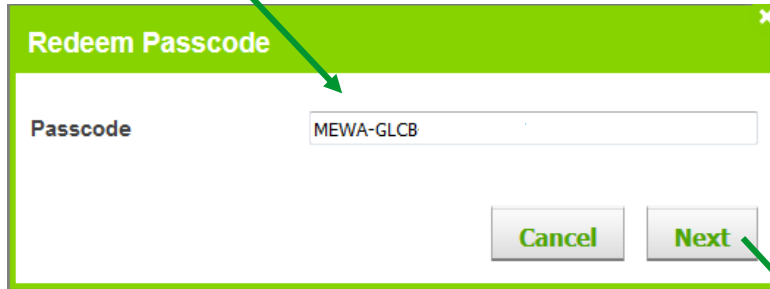


Welcome, for-nb-demo@yandex.ru; APC MSK Demo [Export](#)
[Logout](#)

The screenshot shows the Schneider Electric user interface. At the top, there are navigation tabs: Home, User Management, and Preferences. Below these, there are buttons for '+ Add Group', 'Search', 'APC MSK Demo', and 'Training20160404'. In the center, there is a 'Filter by Type' dropdown and buttons for '+ Register Asset', '+ Receive Asset', and '+ Export'. Below this, there are two asset entries: 'RP Demo - Struxureware Data Center Expert Virtual ...' and 'Demo Netbotz - NetBotz Rack Monitor 570'. To the right of these entries is a menu with several options: 'Redeem Passcode' (highlighted with a green box), 'Change Group', 'Download Software', 'Export', 'Transfer Asset', 'Visit Product Site', 'Contact Support', and 'Deactivate'. A green arrow points from the text 'Activate your passcode' to the 'Redeem Passcode' button.

Activate your passcode

Copy your one-time passcode

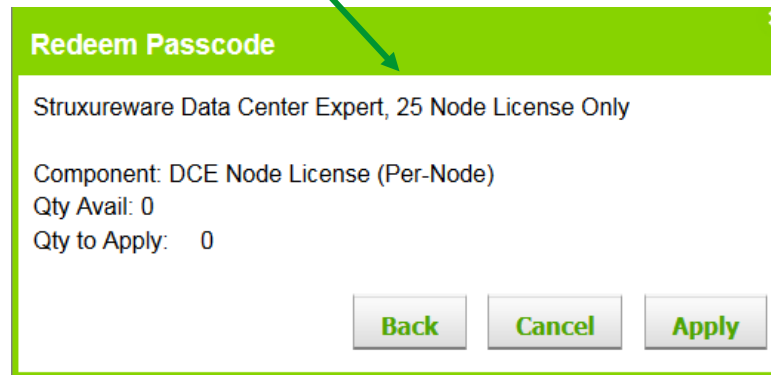


Redeem Passcode

Passcode MEWA-GLCB

Cancel Next

Ensure that you activate proper license and apply.



Redeem Passcode

Struxureware Data Center Expert, 25 Node License Only

Component: DCE Node License (Per-Node)

Qty Avail: 0

Qty to Apply: 0

Back Cancel Apply

STEP 5


Struxureware Data Center Expert, 25 Node License Only

Passcode: MEWA-GLCB
MAC Address: 36:96:33: **Serial Number:** WV1604TQ

Component Details

DCE Node License (Per-Node)

LicenseKey: 380D03ED8AF8ABF900D091BFEB73348F404FC4B2ED91
0C1F0F1A4AD
TrialDurationInDays: 120

AP9525 

- Copy License Key and add it to your server or appliance

Note: When you copy key, there is “Space” in the middle. You should remove it before paste text to server. This is a bug and it will be fixed in the future.
You can use “Export” button to export all keys in file. In this case keys will be correct.

- Click arrow button to review all activated licenses.



Welcome, for-nb-demo@yandex.ru; APC MSK Demo [Export](#)
[Logout](#)

Home	User Management	Preferences
------	-----------------	-------------

+ Add Group	Filter by Type ▼	+ Register Asset	+ Receive Asset	+ Export
-----------------------------	-------------------------	----------------------------------	---------------------------------	--------------------------

<input type="text" value="Search"/>	RP Demo - Struxureware Data Center Expert Virtual ...			
APC MSK Demo	Struxureware Data Center Expert, 25 Node License O...			
Training20160404	Demo Netbotz - NetBotz Rack Monitor 570			