



# FWDP Newsletter

Volume 34 Issue 5 May 2019

**Fort Worth Decorative Painters is a Chapter  
of the Society of Decorative Painters  
Celebrating 34 Years**



Hi Painters,



Everyone did a fantastic job on last month's project. So many different surfaces and sizes, they all looked great. It was fun teaching one of Shara's projects.

Sharlene's frog project is just too cute. It would look good on so many surfaces. Sorry I will miss it as we don't return from conference until the Tuesday after the meeting. I was really looking forward to this one. Be on the lookout for surfaces and brushes for Beth's project in September.

Also excited to have Lynne Andrews coming for a seminar. If you have never painted with her you are in for a treat. I have sent off our ideas to Lynne. Can't wait to see what she comes up with. Sign ups are underway. Remember sign up early so we have enough attendees that we won't have to cancel.

It is not too early to think of silent auction pieces for Christmas Party that Sharlene is planning for us. This is our main fund raiser for the year and our rent did increase this year so we need to try to make that up. All sizes, prices, and items are welcome so there is something for everyone. If you haven't picked up your ornament yet or a centerpiece to paint, see Sharlene at the meeting.

Remember we don't have regular meetings in the summer so this will be the last one until September. But we have two wonderful Saturday Specials for your painting enjoyment and to have fun. The first one will be Shara's design on a rolling pin taught by Sharlene and the second one I will be teaching Santa necklaces. Let's all come enjoy the days.

I am recuperating from my surgery fine. The hormone suppressing drug is kind of slowing me down but will persevere. Can't keep a painter down!

Happy Painting,

Nancy

**Attention Board Members:**

**There WILL BE a board meeting before the May meeting. Please be there by 5 pm.**

Meeting is May 20, 2019

5:00 Board Meeting 6:00 Social 6:30 Meeting

FWDP supports the Society of Decorative Painters. Dues are \$60/year. You must be a member of SDP to belong to FWP.  
Visit the website at: [www.decorativepainters.org](http://www.decorativepainters.org)



Remember to wear  
your nametag to  
meetings

## Sunshine—

**Sunshine - Suzane Godley**


Upcoming birthdays

May  
13 Armida  
15 Louise

July  
16 Jan P.  
19 Carolyn  
19 Dora  
27 Mary Helen

June  
24 Suzane  
29 Vera

August  
7 Janie  
19 Sharlene  
23 Dusti  
28 Juanita  
29 Vicki



## Treasurer's Report—Louise Smith

Treasurer report 04/22/2019

Checking \$3,125.83

Savings 3,311.98

Total Assets: \$6,437.81


## Items for Newsletter

If you bring a homemade food item to the meeting, please share it.....bring me a copy or send by email so I can put it in the newsletter. Also if you attend seminars, classes etc. please sent photos for newsletter.

## Memory Boxes—Judy Wallis

Had 3 paper mache boxes that were so cute ! I delivered them 2days after our meeting , Ladies at Cooks Children Hospital we're very excited to receive them. Thanks to all see you at next meeting. Happy painting ☺☺

GOD BLESS YOU



## Monthly Raffles



Delfa, Lee Anne, and Sharlene are signed up to bring raffle items in May.

Thank you.

## Membership

We have 26 paid members. I will bring the list again to the May meeting. If you need to pay dues, I will have receipt book at the meeting. In addition, if you have paid your dues please bring your SDP # to make a note of it on our membership roaster. If you have already provided your SDP# at the last meeting no further action is needed.

Thank you  
Juanita Munoz

## Public Relations

### Public Relations - Suzane Godley

Press releases for the next meeting are sent to the usual list of small newspapers.

### Website - Suzane Godley

Our website has information for current and new members

### Facebook - Suzane Godley

Members are urged to post pictures or other appropriate Chapter info.

## HOSPITALITY - Armida Guzman



Thanks to all who provided goodies in April. The following are scheduled for May.

Main: Peggy  
Juanita  
Side: Janie  
Dusti  
Dessert: Yvonne  
Connie

Just remember anyone is welcomed to bring something delicious.

If you find you cannot bring the dish you signed up for, please call or email Armida so she can find someone else to bring it.

See you! ARMIDA

## 2019 Board

### Elected Officers:

President – Nancy Genetti  
VP Programs – Connie Alexander  
Treasurer – Louise Smith  
Secretary --- Peggy Thomas  
Membership -- Juanita Munoz

### Committees:

Christmas Party: Sharlene King  
Hospitality/Table Attendant: Armida Guzman  
Monthly Raffle: Janie Wood  
Website/Publicity: Suzane Godley  
Parliamentarian: Yvonne Lowrie  
Saturday Specials: Dusti Dancer  
Seminars: Board  
Sunshine/Birthdays: Suzane Godley  
Memory Boxes: Judy Wallis



## May Project - Hoppy Summer Frog Taught by Sharlene King

### DecoArt Paint:

Purple Cow  
Dioxazine Purple  
Warm White or Light Buttermilk  
Evergreen  
Hauser Dark  
Black Green

Olive Green or Irish Moss  
Lamp Black  
Dessert Turquoise  
\*Primary Yellow  
\*Royal Fuschia

Substitute with colors you have.


Black Micron pen

### Background on sample:

Base coat with Black. After drying, use a chip brush to apply streaks of Warm White or Light Buttermilk. Apply random patches of color using Dioxazine Purple, Royal Fuschia, Primary Yellow, Dessert Turquoise, Warm White. Keep area where flower will be brighter. Use a small polka dot stencil and Warm White to add irregular dots to the background. Optional, add small stamped design in black such as hearts or script.

A solid background or decoupage paper for the background would also be great choices. If you do that, the 2 colors marked \* in paint list aren't needed.

Transfer pattern and base frog and flower with Warm White or Light Buttermilk.



# April Meeting

Shara Reiner  
plate taught by  
Nancy





## September Program Preview

Golden Bells  
FWDP 3/2019

Adaptation of Bobbie Campbell, CDA, design  
Adapted by Beth Stodieck

Our March project is an adaptation of a class I took at OKC Palooza in 2018. Bobbie taught at FWDP MANY years ago but for some reason I wasn't able to take the class. I'm so sorry I missed it. Bobbie's technique makes shading and highlighting so easy. YES, you still have to sideload but NO, it doesn't matter if your sideloading is iffy at best. You still have time to order the Bobbies Blenders from Royalbrushstore.com if you want to learn this technique. Very small learning curve, I promise! I will demo this technique both for the whole class and then several more times in smaller groups. You'll pick it up in no time.

You have already gotten the pattern adaptations via email. Please enlarge, adapt and change them as needed to fit the surface of your choice. You don't want to sand your wood to a glass smooth finish but you don't want it rough either. A nice tooth that doesn't feel rough when you rub across it. You may need to sand after your first basecoat and put on a second coat.

Pattern: Lightly put on the mainlines of your pattern with light color transfer paper (I use Saral), leaving off details like twigs and veins. Bring a chalk pencil if you have one to help with touching up the pattern.

Basecoats: (Please do these before class) All are DecoArt. Substitute if you are missing some.

- The background basecoat is a mix of  $\frac{1}{2}$  Avocado and  $\frac{1}{2}$  Black Green. If you make this or any mix to use for basecoating, save some of that mix because you WILL want to touch up the background after painting. \*\*\* We will also be using this combination for our Dark Green on the leaves but it can be brush mixed in class. Since Black Green is a hard color to find, I will be using Hauser Green Dark. If that's not dark enough for you, add a bit of black.
- Leaves: Avocado
- Bells: Antique Gold
- Ribbon: Mix of  $\frac{3}{4}$  Tomato Red +  $\frac{1}{4}$  Antique Gold (Red Mix)
- Holly Berries: Tomato Red (ONLY BASECOAT THE BERRIES THAT ARE NOT ON TOP OF LEAVES. We will apply the berries on top of the leaves after we are finished with leaves.)

Paint:	Antique Gold	Hauser Light Green	Tomato Red	Lt Buttermilk
	Cad Yellow	Light Avocado	Antique Maroon	
	Tangelo Orange	Avocado	Black Plum	
	Burnt Sienna	Black Green		
	Burnt Umber			

Can't WAIT to paint this with you! Beth



Adaptation  
by  
Beth  
Stodick



Adaptation of Robbie Campbell  
Christmas Bells  
From 2018  
Pawosa





## Christmas Party

Ornaments for the exchange can be purchased at our next meeting from Peggy for \$1.

We had a good response at our last meeting but need more volunteers for centerpieces. I'll have the word and sign up list at next meeting.

The auction is always a fun part of the party too, so be thinking of what you would like to paint over the summer to donate.

Sharlene



What a wonderful greeting at the Botanic Gardens. A Chihuly Display.

### Things I Tell Myself to Justify Buying Art Supplies

1. I don't have that color.
2. I think I'm out of this.
3. I might need it someday.
4. I have a coupon.
5. It's on sale.
6. I have a coupon AND it's on sale.
7. It's so pretty.
8. It's cheaper to buy in bulk.
9. I need one of each color.
10. One more paintbrush can't hurt.

## Saturday Paint Days

Our first Special of the year will be on June 1, 2019!! We will be painting a Shara Santa on a rolling pin or a surface of your choice. Sharlene King will be teaching the project at LaRue's request.

Thank you Sharlene for saying yes to that request, this has been much requested project!

About 15 of you said you are planning to attend but I only had one step up and pay so I will be ready and waiting for you at the May meeting.

We will be painting at the VFW Post in Crowley. The cost is \$35.00 and includes lunch. We will start painting at 9am sharp and paint until 4 or 5pm depending on the post's schedule for the evening.

Sharlene had some flat "rolling pins" at the April meeting and if she has any left I bet she brings them in May. Check with her if you want to purchase one. This is one of those projects that will be great on any surface.

I am looking forward to having a full house so be ready to sing up at the May meeting.

We are looking at the 10<sup>th</sup> of August for our second Saturday Special! Nancy will be teaching her Santa necklace! It should be another full house!

See you at the meeting!

Dusti

Santa Necklaces is  
scheduled for  
August 10



Santa Rolling  
Pin with  
Sharlene is  
scheduled for  
June 1, Mark  
your calendars,  
this should be a  
fund day with a  
great project.



## Seminar

Lynne Andrews will be here for a seminar on September 7 & 8. Cost for the two day seminar is \$80.00 and \$10.00 per day for food.

She will design a Texas Santa for us.

We are taking sign ups now. This sounds early but remember we do not meet in the summer and we need to make arrangements for the Santa wood pieces.

This is a sample of one Texas Santa that Lynne has done. [THIS WILL NOT BE THE ONE WE PAINT.](#) She will be designing one especially for us.

## Backpacks for Children

Some of the backpacks painted for the children to be taken to SDP Conference. Thanks to all who painted them.



Sandy Strecker passed away a few weeks ago. She will be missed by all who know her, painted with her and who called her a friend. She taught at our chapter once and the Bluebonnet chapter. She always had a smile on her face and happy words to pass out. She wrote many books, had lots of pattern packers, was a travel teacher and taught at many conventions.

Box painted by Sandra Perry and Connie Bartch. This will be a joint raffle item with Bluebonnet Chapter.

Yvonne and Mary Helen will be in charge of the tickets. Tickets \$1.00 or 6 for \$5.00.



Chapter Meeting  
Fort Worth Decorative Painters of SDP  
April 15, 2019

The Chapter meeting of the Fort Worth Decorative Painters was called to order at 6:35 p.m. April 15, 2019 at the Fort Worth Botanic Garden meeting room. A quorum was present. Nancy Genetti served as Chairman and Peggy Thomas served as recording secretary.

**President – Nancy Genetti** Nancy reported on the passing of Sandi Strecker from ALS. Sandi was the artist who last year taught the pumpkin Halloween and reindeer Christmas seminars to our Chapter.

**Secretary – Peggy Thomas** The minutes of the March meeting were approved as written. Motion was made by Connie Alexander and seconded by Dusti Dancer.

**Programs – Connie Alexander** In May, Sharlene King's frog project will be taught. The instructions are in the newsletter. Beth Stodieck requested to teach the Jingle Bells ornament in September. Her new grandbaby is still having a lot of problems and has been in and out of the hospital since birth. She has three viruses still. Please keep her in your prayers.

**Membership- Juanita Munoz** We have 26 paid members in our Chapter today.

**Treasurer Report – Louise Smith** As of today the checking account has a balance of \$3,202.93 and a savings account balance of \$3,311.98 for a total of \$6,514.91 and filed for audit.

**Hospitality – Armida Guzman** We still need an October side and dessert, and November main dish and something for May. (Members volunteered at this meeting so all slots have now been filled).

**Newsletter – Nancy Genetti** The deadline for the newsletter will be this coming weekend (April 21).

**Memory Boxes - Judy Wallis** Judy mentioned it is kind of slow right now. All boxes have been taken but not many turned in. She also reported on her hospital visit to see where the boxes are kept and to talk with Cook Children's Hospital staff. The staff are very appreciative of our boxes.

**Seminars - Nancy Genetti** Everything is set for the Sept. 7 and 8 Lynne Andrews Seminar. Cost will be \$80. plus \$10. per day for food (optional). We need to get others out of our Chapter to join in so that we can be sure to have a great seminar. We need at least 22 attendees just to break even. Nancy will contact Lynne to get more info on our piece that she will create. The sooner we have it, the more we can advertise.

**Saturday Specials - Dusti Dancer** The first Saturday Special will be held on June 1 at the VFW in Crowley. We will paint the Santa Rolling Pin taught by Sharlene King. Sharlene says you can paint this on any surface of your choice. \$25 for the day and \$10 if you want lunch.

**Christmas Party - Sharlene King** Theme for the Christmas party will be "A Cozy Cottage Christmas". Ornaments are available now for \$1.00. Also if you would like to paint a centerpiece, please take one and sign up for the theme. Different themes for each table. First come first serve.

**Sunshine - Suzane Godley** It appears to have been a quiet month. Wishing good health to all our members.

**Publicity - Suzane Godley** Meeting notices are sent each month to small local neighborhood newspapers with meeting info. Most publish it.

**Website - Suzane Godley** The website has been updated.

### **New Business**

An executive decision was made and approved by the Board that everyone in the Chapter will get a new roster and 18 more will be ordered so we have some extras.

### **Old Business**

**Betty Caithness Trunk Raffle - Yvonne Lowrie and Mary Helen Horne** Raffle tickets are on sale now. The tickets will be six for \$5.00 or \$1.00 each.

The meeting was adjourned at 7:00 p.m.

Respectfully submitted,

Peggy Thomas, Secretary



**Can't Attend Conference....here is a way to take some of the classes.**

Now, you can receive all class materials and paint your project at home!!! This is an amazing opportunity to experience Conference without attending. Call SDP office 316-269-2900. **THIS IS A LIMITED OFFER.**

Materials will be sent after conference if the class does not fill at conference.

Questions: [alli@decorativepainters.org](mailto:alli@decorativepainters.org)



Our 47th Annual SDP International Conference & Expo, in Wichita, Kansas will be held on May 13—18.

**Remember—it was announced this will be the last conference for SDP as we know them.**



We are so excited to announce that Sandy McTier will be our featured Conference Artist of 2019.

## Out and About

Oklahoma City Painting Palooza  
Tea Party  
October 19-26, 2019



### Bluebonnet Seminar

Sandi McTier (the 2019 Conference artist) will be conducting a seminar at the Blue Bonnet chapter on July 25 & 26.

See Diana Pfau for details.



### Wildflowers Seminar

Wildflowers in Sherman will be having a seminar with Carol Spohn August 16 & 17.



# Out and About



## EASTER CELEBRATIONS



Photos from Beth Wagner seminar with the Wildflowers Chapter in Sherman. Look closely at the group picture and you



## 2019 Artist of Distinction

Congratulations Peggy Harris, SDP 2019 Artist of Distinction. Join us at SDP Party in the Heartland After Party and Museum Grand Opening to honor Peggy, see her work in the Museum... and who knows??? .....we may have a few surprises up our sleeve!!!

### 2019 CALENDAR OF ART SEMINARS IN FREDERICKSBURG TEXAS

#### **FEBRUARY 11-13, 2019 (MON - WED) SUSAN SCHEEWE WATERCOLORS AND ACRYLICS**

We are delighted to welcome Susan back again in 2019! Learn from TV personality, author and publisher of dozens of painting books herself! Susan Scheewe rarely teaches anywhere other than national conventions, so this is a special treat. She will be teaching both watercolor and acrylics in this seminar. Susan will share all of her tips and tricks for creating 4 beautiful paintings.

**\$325.00 for the 3 days of instruction including patterns, all watercolor and acrylic paints and surfaces!**

#### **MARCH 18 - 20, 2019 (MON-WED)) KATHIE GEORGE WATERCOLOR BATIKS AND MIXED MEDIA**

We are excited to bring international watercolor artist Kathie George back to Fredericksburg, Texas! Beginners to advanced painters are invited to join this workshop. Kathie has that innate ability to know what a student needs and then show them how to get there! Kathie will be teaching her popular watercolor batiks and mixed media pieces during this workshop.

**\$325.00 for the 3 days of instruction including patterns and directions. List of supplies available later.**

#### **APRIL 8 - 10, 2019 (MON - WED) NANCY MEDINA FLORALS IN OIL OR TUBE ACRYLICS**

#### **MAY 6 - 8 (MON - WED) NANCY MEDINA FLORALS IN OIL OR TUBE ACRYLICS**

Put a little joy in your brush - come and paint brilliant florals and landscapes with master signature Texas artist Nancy Medina. Nancy will be here in Hill Country twice this year, so you have a choice of either one or both of these dates. These workshops are open to beginners and advanced students. Nancy shares all her favorite tips for creating brilliant color on a transparent background. Nancy also teaches online courses but there is nothing better than having up close and personal instruction here in Fredericksburg.

**\$495.00 for the 3 days of instruction. Signup and list of supplies is available on the Nancy Medina website.**

#### **MAY 20-23, 2019 (MON - THURS) KAREN PATTON PORTRAITS IN OIL OR CARBON PENCIL ON PAPER**

Karen is such a favorite of ours! She is the master of explaining the "planes of the face". Beginners as well as advanced painters are encouraged to try portraits. Everyone who takes her class comes away amazed at their paintings and the knowledge gained. Feel free to paint people, pets, landscapes - bring good quality photos to work from, transferring the features onto canvas for oils or paper for carbon pencils, using the opaque projector. As participants work on their individual portraits the size of this class is limited to 13 students!

**\$375.00 for the 4 days of instruction and the use of Karen's professional opaque projector. List of supplies available later.**

#### **SEPTEMBER 23 - 26, 2019 (MON - THURS) ROS STALLCUP GRAN IN TEXAS - ACRYLICS**

Our dear buddy Ros is always a treat to welcome back to Fredericksburg! What a talent she has for creating those lovely, loose bouquets of flowers as well as landscapes, etc. painted on canvas, wood, tin, fabric, you name it, Ros does it all, and with such an easy manner of teaching beginners or advanced students.

**Instruction, patterns, project pieces included in the \$395.00 cost. Supplies list is available later in the year.**

A \$100.00 deposit secures your spot in any of the workshops. Yes, I am interested in the following workshops:

Name: \_\_\_\_\_ Address: \_\_\_\_\_

Phone: \_\_\_\_\_ Email Address: \_\_\_\_\_

Return to:

Jane Drynan, 122 W. Creekview Drive, Fredericksburg, TX 78624  
312-699-4428      [janerondrynan@gmail.com](mailto:janerondrynan@gmail.com)



## Fort Worth Decorative Painters

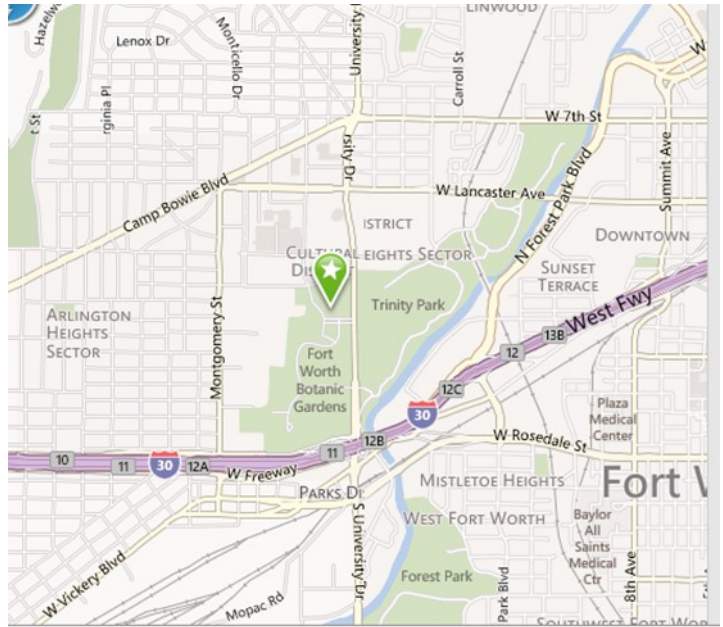
Nancy Genetti  
Newsletter Editor  
117 Eton Drive  
Richardson, TX 75080

### Facebook:

Fort Worth Decorative Painters (FWDP)

[www.fwdecorativepainters.com](http://www.fwdecorativepainters.com)

Next Newsletter Deadline September 1, 2019



**FWDP Meets the Third Monday of February, March, April, May, September, October & November.**

**January Meeting 4th Monday and the Christmas Party 2nd Monday in December.**

**At the**

**Botanical Gardens  
3220 Botanic Garden Blvd.  
Fort Worth, TX 76107**

### 2019 Dates to Remember

January 10 Transitional Board meeting

January 28—Regular meeting, Board Meeting—Program: Peggy—Santa Clipboard

February 18—Regular Meeting, Board Meeting—Program: Dusti—Funky Santa

March 18—Regular Meeting, Board Meeting—Program: UFO Night

April 15—Regular Meeting, Board Meeting—Program: Nancy—Shara Reiner Plate

May 20—Regular Meeting, Board Meeting—Program: Sharlene – Frog

September 16—Regular Meeting, Board Meeting—Program: Beth—Bells

**October 14 (change of date)** —Regular Meeting, Board Meeting—Program: Dusti—pumpkin

November 18—Regular Meeting, Board Meeting—Program: Peggy—ornaments

December 9—Christmas Party

Saturday Specials Dates to be announced