



How to register in Fair Entry, Revised

Log into <http://piercecountyfair.fairentry.com>

- **If you have registered in previous years**, enter the same email and password

Click  forgot your password, click on the question.

Click on 

Click on 

- Now skip to step # 13 and continue to follow the directions
-

- **If this is your first time**, [click on not in 4-h & need to create a fair entry account](#)

Enter your email address

Confirm email address

Click 

- Enter your


Last name

Phone number

Create a password, **Write it down**

Confirm password

Click 

- Click on 

- Click on 

- First name

First name

Last name

Birthdate

Click 

- Contact information

Phone number

Click 

- Address required

Click 

- Counting this year, how many years have you entered the Pierce County fair?

What is your zip code

Do you give P.C. Fair permission to share your photos?


Authorization Signature, type your name

I would like to donate my premium check back to support the fair?

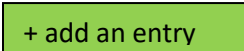
I would like to help with a donation, optional,

Click 

- Scroll back up

Click on 

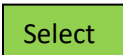
- Skip continue to payment, there is no charge

Click on 

- **Continue,**

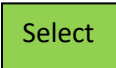
Step #13 if entering a different item start again here follow instructions below

- Choose department

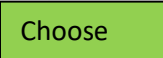
Hill & Dale Floral Show click 

- Choose department


Class _____ whatever class your entering

Example 2408 vegetables, click 

- Choose department

Click 

- Scroll down to lots


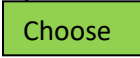
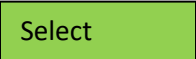
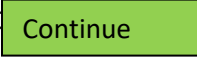


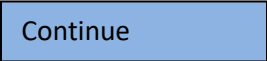
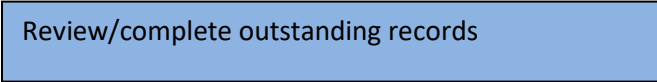

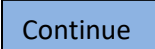
Select a Lot number 

Example Beets 1.

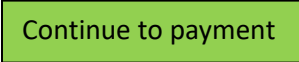
Scroll back up select 

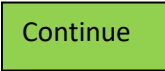
- Click on 

- Click on
- Briefly describe your entry
Example, Beets, "Detroit Dark Red"
Click
- Click on
- Entry files
Horticulture entry photo
No file uploaded, will accept these kinds of files, gif, jpg, png, tiff
Click on
- This will take you to your computer, go to the file where your pictures of your entry is saved. Click on that file, may have to double click.
- This takes you back to the fair entry page with your picture showing
(If your picture is sideways, do not worry, and leave it this way, in the judging page they have the ability to fix it.)
click
- What do you want to do next?
To enter something else click on
When finished with all of your entries (at least for now)
Everything looks good
Click
- **If finished**, now skip to step # 40 and continue to follow the directions
More entries continue below
- Choose department
If your entering something else
Click
- Choose department
Hill & Dale Floral Show click


- If you are entering a **different class** like 2401 annuals,
Click  next to the class you want
- Choose department
Click 
- Scroll down to lots
Select a Lot number 
Example Snapdragon 1.
Scroll back up select 
- Click on 
- Click on 
- Briefly describe your entry
Click on 
- Click on 
- Entry files
Horticulture entry photo
No file uploaded, will accept these kinds of files, gif, jpg, png, tiff
Click on 
- This will take you to your computer, go to the file wear your pictures of your entry is saved. Click on that file, may have to double click.
- This takes you back to the fair entry page with your picture showing
(If your picture is sideways, do not worry, and leave it this way, in the judging page they have the ability to fix it.)
click 

- What do you want to do next?
Add more entries go back to step #13

- **Step #40** follow instructions below
When finished with all of your entries (at least for now)
Everything looks good
Click 

- No payment needed
Click 

- Payment method
Click 

- Payment total
Click 

- Thanks
Click 