





4th Grade Flow Chart Winter to Spring-DIBELS

Step 1	<p>Write each student's name on a sticky note indicating his or her level or tier based upon Composite Score (pink for intensive, yellow for strategic, green for core, and blue for above core).</p> <p><i>If a student has a composite score of 391 or above, write his or her name on a blue sticky note. If a student has a composite score between 330-390, write his or her name on a green sticky, and so on for yellow and pink.</i></p>			
If...	<p>289 or Below</p> <p>Pink sticky note</p>	<p>290-329</p> <p>Yellow sticky note</p>	<p>330-390</p> <p>Green sticky note</p>	<p>391 or Above</p> <p>Blue sticky note</p>
Step 2	<p>Sort Sticky Notes by DORF</p> <p><i>Any student that has a 110 or above on DORF is sorted into the first pile, which stays with the data on the right side of the bold line. Then, all of those students are sorted again. Students having a Lexile 900 or above are placed into group D and students with a Lexile of 899 or below that also had a DORF of 110 or above are placed in group C. The students that have a 109 or below on DORF are sorted into the second pile, which stays with the data on the left side of the bold line. Students having a DORF between 90-109 are placed into group B. The students that have a DORF between 50-89 are placed into group A2 and students with a DORF of 49 or below are placed in to A1.</i></p>			
Step 3	<p>DORF is 109 wcpm or Below</p> 	<p>DORF is 90-109 wcpm</p> 	<p>DORF is 110 wcpm or Above</p> 	<p>Lexile 899 and below</p> 
	<p>Group A</p>	<p>Group B</p>	<p>Group C</p>	<p>Group D</p>
	<p>A1 0-49</p>	<p>A2 50-89</p>	<p>Cross check with DAZE score and weekly assessments (80% or above for Group D). No Lexile score? Use DAZE (Group D: 21 or above, Group C: 20 or below) and weekly assessments</p>	