

BLANK

CANARY  
CLOSETS & CABINETRY

DOORS & MOLDING 2019

697 Rahway Ave. Union NJ 07083  
Ph. 908-851-2894 F. 908-851-2895  
[www.canarycc.com](http://www.canarycc.com)

# About

Doors are constructed from exact match polyester wrapped mdf moldings and melamine center panels in Tafisa, Uniboard and American Laminates colors. In stock are 6 profiles and 43 different colors with matching accessory moldings. All corner joints are mortise and tenon joinery.

# Ordering

All orders are placed online through our ordering site: **canary.allmoxy.com**  
Doors and drawer faces are a six day production time. Glass inserts carry a 15 days production time. In stock moldings are available for same day shipment. Rush orders are available at an additional charge.  
All doors and drawer faces are custom made to your specifications, therefore are not returnable.

# Shipping

We use the most economical shipping method for your order and add actual shipping charges to your order. Doors up to 60" can be boxed as well as moldings. Oversize doors up to 96" are palletized. We use FedEx ground for boxed shipments and chose the best carrier for pallet orders.

# Warranty

Doors and moldings are warranted against manufacturing defects and delaminating for five years from delivery. Doors over 50" are not covered by any warping warranty. The warranty is limited to door or molding replacement only, therefore shipping, installation and related expenses are not covered.

# Hinging

Hinge drilling is available in the Blum / Salice pattern. The hinge cup diameter is 35mm with a tab distance of 5mm. (note: If you are using face frame hinges, please let us know as the tab distance is 3mm)

Standard drilling is as follows:

Door height	hole locations
2 holes: 0" to 35.7"	79mm from top and bottom
3 holes: 35.75" to 50.15"	79mm / center / 79mm
4 holes: 50.19" to 70.75"	79mm / 463mm
5 holes: over 70.86"	79mm / 463mm / center

# Glass inserts

Factory installed glass inserts are available in three options:

- Clear tempered
- Frosted tempered
- Mirror with safety backing



All inserts are 1/4" and are adhered in the frames in place of the 1/4" panel, fully captive in the frame.




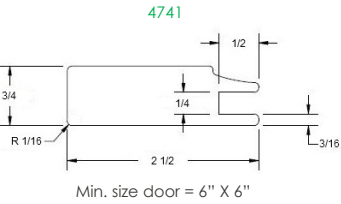
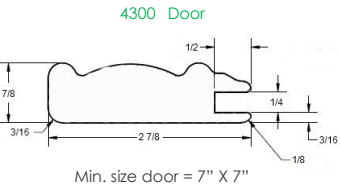
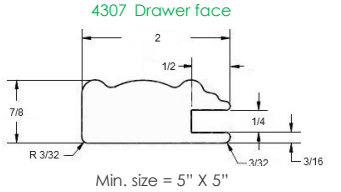
# DOOR & DRAWER FACE STYLES



4307/4300 Traditional



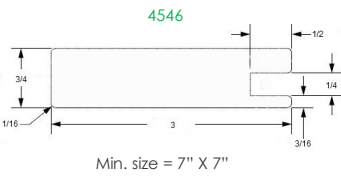
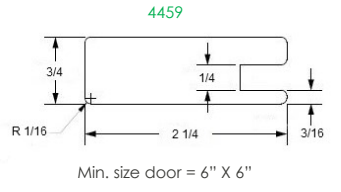
4741 Transitional



4546 Large Shaker



4459 Small Shaker





# AVAILABLE COLORS

## SOLID COLORS



WHITE L-080



WHITE URBANIA L-080



IVORY L-204


## WOODGRAINS




SUMMER FLAME L-420



CANDLE LIGHT L-421




CHOCOLATE PEAR L-444



RUBY PLANK MAPLE L-478


## ALTO COLORS



LATITUDE NORTH L-530



LATITUDE SOUTH L-531



LATITUDE WEST L-532



LATITUDE EAST L-533



NORTHWESTER L-534



SOUTHWESTER L-535




BREAKWATER L-537




RIVER ROCK L-538




SUMMER BREEZE L-540




WINTER CHERRY L-541




AUTUMN LEAVES L-542



SPRING BLOSSOM L-543



BEACHWOOD L-550



BOARDWALK L-551

# AVAILABLE COLORS

## VIVA COLORS



Tête à Tête - M2001



Sunset Cruise - M2002




Weekend Getaway - M2003




Winter Fun - M2004



Sunday Brunch - M2005



Tea for Two - M2006




Casting at First Light - M2007



After-Hours - M2010




Stargazer - M2011




Après-Ski - M2015


## URBANIA COLORS



WHITE CHOCOLATE L-492




MILK CHOCOLATE L-493

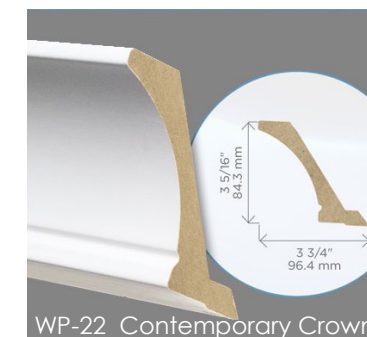


DARK CHOCOLATE L-494

## ACCESSORY MOLDINGS



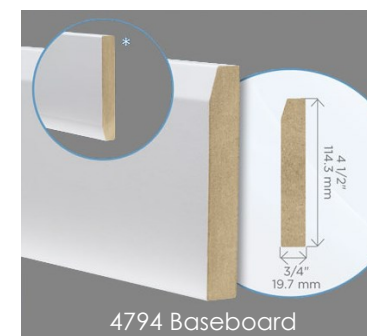
4766 Contemporary Cornice



WP-22 Contemporary Crown



4634 Large Cornice



4794 Baseboard



4632 Batten

All 8' lengths. See availability chart as all profiles are not stocked in all colors.

Any color and profile can be special ordered; minimums apply.



AURA COLORS



CHILL H-56



STRATA H-64



CANYON H-65




VINTAGE H-66


RIVIERA OAK



NIZZA K13



CANNES K15



ESTREL K16




CASSIS K17


SOLID COLORS



WHITE




WHITE WOODPRINT



ANTIQUE WHITE


WOODPRINT COLORS




SILVA H-50




ZAHARA H-51



RIVA H-52




EMBER H-53



SKYE H-54



MYSTIC H-55



4766 Contemporary Cornice




4794 Baseboard




4632 Batten

SOLID COLORS



AMLAM WHITE



ANTIQUE WHITE



SUMMER FLAME



CANDLE LIGHT




CHOCOLATE PEAR

WOODGRAINS (TAFISA\*)

REAL WOOD TEXTURE SOLID COLORS




WHITE RW TEXTURE



ANTIQUE WHITE RW TEXTURE




PUMICE RW TEXTURE



FOLKSTONE RW TEXTURE


REAL WOOD TEXTURE (TAFISA'S ALTO \*)




LATITUDE NORTH



LATITUDE SOUTH



LATITUDE WEST



LATITUDE EAST



NORTHWESTER



SOUTHWESTER




BREAKWATER




RIVER ROCK



SUMMER BREEZE



WINTER CHERRY




AUTUMN LEAVES



SPRING BLOSSOM



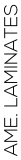



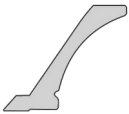



BEACHWOOD





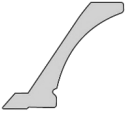

BOARDWALK

\* Western USA

AVAILABILITY CHART

					 4307 TRADITIONAL DRAWER	 4300 TRADITIONAL DOOR	 4459 SMALL SHAKER	 4546 LARGE SHAKER	 4741 TRANSITIONAL	 WP22 CONTEMPORARY CROWN	 4794 BASEBOARD	 4766 CONTEMPORARY CORNICE	 4634 LARGE CORNICE	 4632 BATTEN
SOLID COLORS	White TX	•	•	•	•	•	•	•	•	•	•	•	•	•
	White woodprint		•				•		•		•	•	•	•
	White urbania		•				•		•		•	•	•	•
	Antique white	•	•		•	•	•	•	•	•			•	•
	White RW			•					•		•	•		•
	Antique White RW			•					•		•	•		•
	Pumice RW			•					•		•	•		•
	Folkstone RW			•					•		•	•		•
	Paint Grade-MDF w/UV prime coat						•		•					
WOODGRAINS	Candlelight	•		•	•	•	•	•	•	•	•		•	•
	Summer flame	•		•	•	•	•	•	•	•	•		•	•
	Ruby plank maple	•			•	•	•	•	•	•	•		•	•
	Chocolate pear	•		•	•	•	•	•	•	•	•		•	•
WOODPRINT	Silva		•		•	•	•		•		•	•		•
	Zahara		•		•	•	•		•		•	•		•
	Riva		•		•	•	•		•		•	•		•
	Ember		•		•	•	•		•		•	•		•
	Skye		•		•	•	•		•		•	•		•
	Mystic		•		•	•	•		•		•	•		•
RIVIERA OAK	Nizza		•				•		•		•	•		•
	Cannes		•				•		•		•	•		•
	Cassis		•				•		•		•	•		•
	Esterel		•				•		•		•	•		•
AURA	Chill		•				•		•			•		
	Strata		•				•		•			•		
	Canyon		•				•		•			•		
	Vintage		•				•		•			•		

AVAILABILITY CHART

		TAFISA	UNIBOARD	AME LAMINATES	 4307 TRADITIONAL DRAWER	 4300 TRADITIONAL	 4459 SMALL SHAKER	 4546 LARGE SHAKER	 4741 TRANSITIONAL	 WP22 CONTEMPORARY CROWN	 4794 BASEBOARD	 4766 CONTEMPORARY CORNICE	 4634 LARGE CORNICE	 4632 BATTEN
URBANIA	White chocolate	•					•	•	•	•	•	•		•
	Milk chocolate	•					•	•	•	•	•	•		•
	Dark chocolate	•					•	•	•	•	•	•		•
ALTO	Latitude north	•		•			•		•		•	•		•
	Latitude south	•		•					•		•	•		•
	Latitude west	•		•					•		•	•		•
	Latitude east	•		•					•		•	•		•
	Northwester	•		•					•		•	•		•
	Southwester	•		•					•		•	•		•
	Breakwater	•		•					•		•	•		•
	River rock	•		•					•		•	•		•
	Summer breeze	•		•		•		•	•	•	•	•		•
	Winter cherry	•		•					•		•	•		•
	Autumn leaves	•		•		•		•	•	•	•	•		•
	Beachwood	•		•					•		•	•		•
VIVA	Boardwalk	•		•					•		•	•		•
	Spring blossom	•		•		•		•	•	•	•	•		•
	Tête à Tête	•				•		•			•	•		•
	Sunset Cruise	•				•		•			•	•		•
	Weekend Getaway	•				•		•			•	•		•
	Winter Fun	•				•		•			•	•		•
	Sunday Brunch	•				•		•			•	•		•
	Tea for Two	•				•					•	•		•
	Casting at First Light	•				•		•			•	•		•
	After-Hours	•				•					•	•		•
	Stargazer	•				•					•	•		•
	Après-Ski	•				•					•	•		•

BLANK



697 Rahway Ave. Union NJ 07083  
Ph. 908-851-2894 F. 908-851-2895  
[www.canarycc.com](http://www.canarycc.com)